Panasonic
BUSINESS

Price List 2021

Bringing nature's balance indoors

heating & cooling solutions

Editorial

Panasonic – leading the way in Heating and Cooling. With more than 50 years of experience, selling to more than 120 countries around the world, Panasonic is one of the leaders in the heating and cooling sector.

Panasonic: Eco & smart ideas for a sustainable lifestyle.

A better life, a better world.
Panasonic is creating a safe and secure society with clean energy.

A desire to create things of value.

Panasonic has constantly added to its guarantee for innovation, taking tomorrow's technologies and applying them to today's needs.

Bringing nature's balance indoors.

nanoe™ X, technology with the benefits of hydroxyl radicals.

PRO Club. The professional website of Panasonic.

Panasonic has an impressive range of support services for designers, specifiers, engineers and distributors working in the heating and cooling markets.

Domestic

Panasonic has developed a range of domestic products designed for you and your clients.

New Etherea: Welcome to your new home.

Designed to produce the ultimate comfort and performance for homeowners, the new Etherea is a worthy addition to any indoor environment.



nanoe™ X , improving protection 24/7.

nanoe™ X technology brings nature's detergent – hydroxyl radicals – indoors, so that hard surfaces, soft furnishings, and the indoor environment can be a cleaner and pleasant place to be.

Simple installation and easy maintenance.

The whole domestic range has been meticulously designed for simple, stress-free installation and ongoing maintenance.

Voice Control.

Control without boundaries and get hands-free help to fully access the features of your air conditioners. Maximising your cooling comfort is now a breeze with our Network-Enabled Air Conditioners with Panasonic's Comfort Cloud and Voice Control.

Commercial

The commercial range is constantly expanding so that you can always offer your clients the optimal solutions: high performance, silent machines and a complete range of ducts, cassettes and ceiling installations.

New PACi NX Series.

This new series has been developed with 3 wired method and communication. It makes it simple and easy to replace old systems with 3 wire connections, which is prevalent in many systems.

nanoe™ X , improving protection 24/7.

nanoe™ X technology brings nature's detergent – hydroxyl radicals – indoors, so that hard surfaces, soft furnishings, and the indoor environment can be a cleaner and pleasant place to be, whether at home, at work, or visiting, shops, restaurants etc.

New adaptive ducted unit - PF3.

New adaptive ducted - PF3 has been completely re-designed to provide better flexibility. The vertical installation is newly available with powerful external static pressure (maximum 150 Pa).



CONEX. New devices and apps.

CONEX provides comfort and control for varying user needs.
Accessible, flexible and scalable with different controllers and apps.
Perfectly meeting requirements of modern controls for end user, installer and service.

VRF Systems

The VRF industrial range considerably improves efficiency so even large buildings can benefit from a high-level of comfort with less energy consumption.

New Mini ECOi LZ2 Series R32.

The new Mini ECOi LZ2 Series utilizes environmentally friendly R32 refrigerant, reducing the total amount of refrigerant by 20 % and more, resulting in lower GWP, reduced by 75 %.

nanoe™ X.

Panasonic's nanoe™ X technology brings nature's detergent – hydroxyl radicals – indoors to help improve protection 24/7. Available in 4 way 90x90 cassette, floor console and new adaptive ducted unit.

Refrigerant leak detector alarm.

The optional leak detector supports direct connection to the Panasonic indoor units designed for R32 refrigerant. The compressors are stopped and indoor unit fans start to circulate air in order to meet the requirements of the regulations related to refrigerant.

AC Cloud.

Panasonic AC Smart Cloud provides building mapping, remote monitoring, error notification and schedule setting for site managers.
Panasonic AC Service Cloud help maintenance companies to manage multiple sites with remote checking and advance failure prediction functions.

Chiller

Panasonic introduces the new ECOi-W heat pumps and cooling only chiller series. These new series provides a wide variety of HVAC system solutions, to meet all of your residential, commercial and industrial needs.

ECOi-W cooling only.

High seasonal efficiency with the line-up from 20 kW to 210 kW.
Fully customisable design gives high flexibility for commercial applications.

Explore the new range of fan coils.

Designed with user in mind, perfectly designed to adapt to any installation. Providing comfort to hotels, shops, restaurants, offices or residential applications.

New fan coil controller.

Controller with sophisticated designs, provide a user friendly interface while enabling an easy and low cost integration to building management systems.

BMS integration.

Modbus RTU is included as standard in full range and additional optional BMS connection by Modbus and BACnet is also available.

Refrigeration

Panasonic condensing units with natural refrigerant. Panasonic is now introducing the environmentally friendly CO_2 condensing units for commercial refrigeration.

Natural refrigerant CO_2.

CO_2 is a very attractive refrigerant from an environmental perspective.
Zero ODP and "GWP" (Global Warming Potential) =1 means natural substance in the atmosphere.

CO_2 Condensing units CR Series by trusted technology.

CR Series are made in Japan with an excellent quality control established by skilled factory team.

New unit 7,5 kW MT Type.

Medium temperature operation (evaporation temperature set point range -20 ~ -5 °C). Maximum cooling capacity: 7,4 kW* (ET -10 °C AT 32°). Slim & light unit with 1 fan. Heat recovery port available.

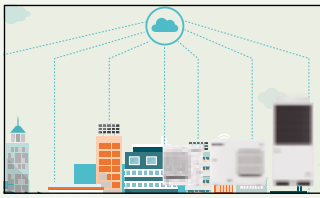

Modbus compatibility with monitoring system.

Panasonic CO_2 condensing units can be supervised by major monitoring system such as CAREL, Eliwell and Danfoss.

Conditions & Conversion

Nominal and UK conditions
Nominal capacities (kW) specified in this price book are calculated under ISO-T1 (JIS) standard conditions as follows:

Cooling
Indoor temperature 27ºCDB, 19ºCWB
Outdoor temperature 35ºCDB

Heating
Indoor temperature 20ºCDB
Outdoor temperature 7ºCDB, 6ºCWB

UK cooling capacities (kW) specified in this price book are calculated under the following conditions:
Indoor temperature 23ºCDB, 16º CWB
Outdoor temperature 30ºCDB

UK heating capacities (kW) specified in this price guide are calculated under the following conditions:
Indoor temperature: 20ºCDB
Outdoor temperature: 0ºCWB

Electrical
Information relating to local power supplies are shown for guidance only and must be subject to IEE regulations as well as site requirements. All three phase supplies to be TPNE.

Energy labelling
All ENER - Lot 10 information is available at
http://www.panasonicproclub.com/GB_en/tools/energy-label-generator/

Pipe size
1/4in = 6.35mm
3/8in = 9.52mm
1/2in = 12.70mm
5/8in = 15.88mm
3/4in = 19.05mm
7/8in = 22.22mm
11/8in = 28.58mm
13/8 = 34.93mm

Conversion data
kW x 3412 = btu/h
ºC x 1.8 + 32 = ºF
l/s x 3.6 = m3/h
bar x 14.51 = psi
m2 x 10.76 = ft2

EUROVENT CERTIFIED PERFORMANCE
www.eurovent-certification.com

Quality Management System Certificate

ISO 9001: 2015
Panasonic Appliances Air-Conditioning Malaysia. Sdn.Bhd.
Cert. No.: AR 1010

GB/T 19001-2016/ISO 9001: 2015
Panasonic Appliances Air-Conditioning (GuangZhou) Co., Ltd.
Registration Number: 01218Q30835R8L

Environmental Management System Certificate

ISO 14001: 2015
Panasonic Appliances Air-Conditioning Malaysia Sdn.Bhd.
Cert. No.: EMS 00109

GB/T 24001-2016/ISO 14001: 2015
Panasonic Appliances Air-Conditioning (GuangZhou) Co., Ltd.
Registration Number: 02118E10944R7M

Panasonic: Eco & smart ideas for a sustainable lifestyle

A better life, a better world.
Panasonic is creating a safe and secure society with clean energy.

Solar Power Generator
HIT solar cells achieve maximum output even on smaller roofs.

Home AV
Panasonic offers a wide range of energy saving home equipment to fulfil a sustainable and comfortable lifestyle.

Heat Pump
The Aquarea Heat Pump is part of a new generation of heating systems that use a renewable, free energy source: air, to heat or cool the home and to produce hot water.

Fuel Cell
The Panasonic Fuel Cell is an energy-creating device, which generates electricity and heat at the same time with chemical reaction between hydrogen extracted from natural gas and oxygen.

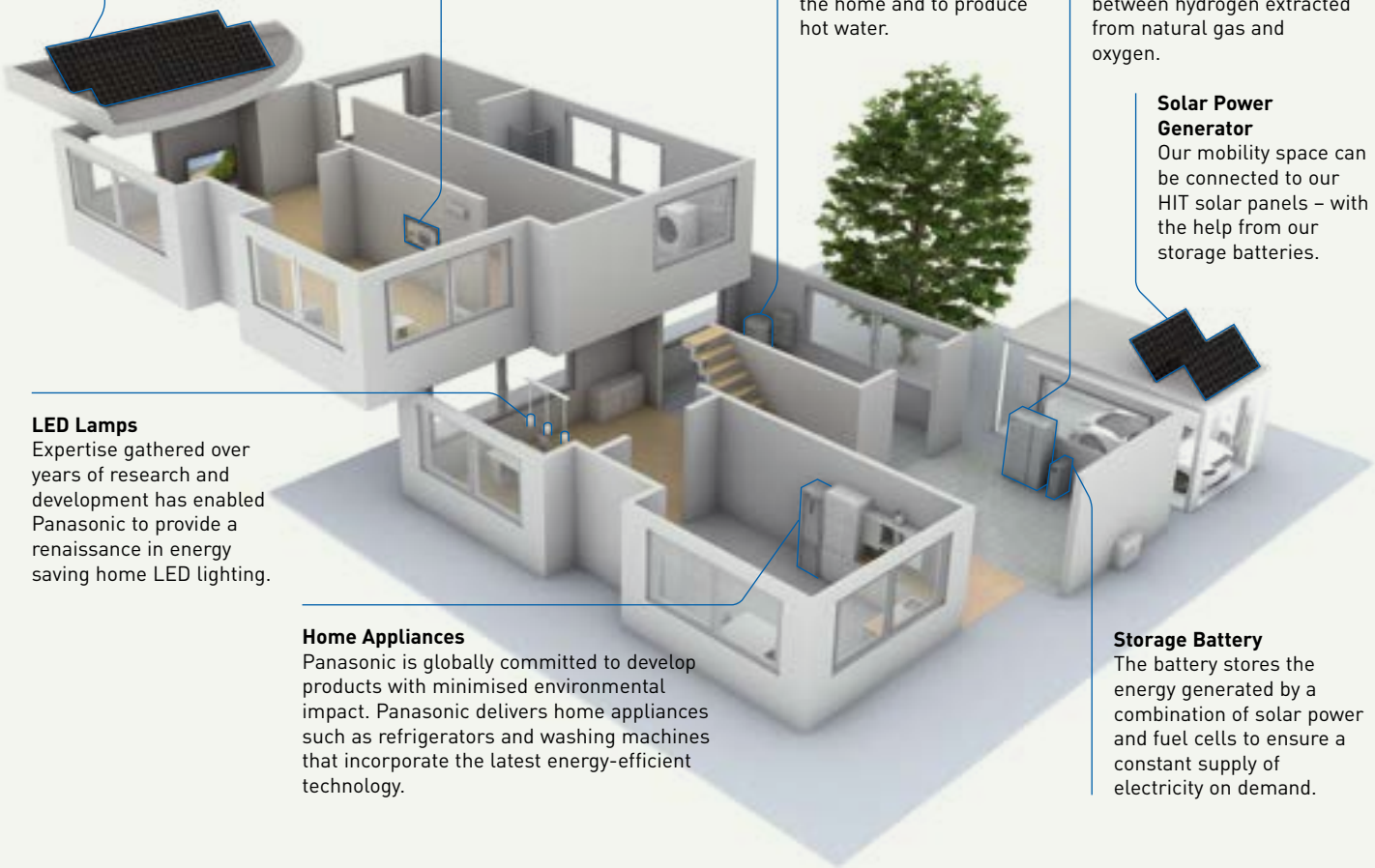

Solar Power Generator
Our mobility space can be connected to our HIT solar panels – with the help from our storage batteries.

LED Lamps
Expertise gathered over years of research and development has enabled Panasonic to provide a renaissance in energy saving home LED lighting.

Home Appliances
Panasonic is globally committed to develop products with minimised environmental impact. Panasonic delivers home appliances such as refrigerators and washing machines that incorporate the latest energy-efficient technology.

Storage Battery
The battery stores the energy generated by a combination of solar power and fuel cells to ensure a constant supply of electricity on demand.

www.future-living-berlin.com

FUTURE LIVING®
BERLIN

Smart City Quarter Berlin

A European Lighthouse Project for Smart Home & Connected Life. Future Living® Berlin.
The building project Future Living® Berlin is a future model for interconnected urban district. Since 2013 GSW Sigmaringen and Unternehmensgruppe Krebs are developing a model for future living – based on their long term expertise in real estate business and in cooperation with leading international technology companies. In spring 2019 first residents will move into the new quarter.
Future Living® Berlin is making use of the increasing possibility to interconnect products and services. Based on this chance smart and intelligent solutions for future living as well for the single apartments as for the quarter are developed. These solutions are enabling residents to use online services in their intelligent housing environment. Based on these opportunities a concept of living for daily routine is developed offering residents comfort, security and time saving.
A special enhancement of Future Living® Berlin is the pre-configuration for different apartments by experts that enable residents to move into a "ready to go" apartment and be directly supported in their daily routines in an intelligent way. By using one central app or native language single apartments can be steered, adopted and individually expanded by future smart products.
Cross-linkage of products and technologies provides all residents with a simple access for an exclusive community care sharing in the residential quarter which is, of course, based on e-mobility and part of an holistic energy concept containing photo-voltaic systems and battery storage. Cooperating with leading technology companies as project partners a continuous and technological progression is guaranteed in the future. Including residents and learning from their usage data participating partner a ready and enabled to improve the offered solutions pointedly further more.

Beside Future Living® Homes there is Future Living® Dialog offering extensive information and use cases for the general public. The project with it's innovative aims is also representing for sustainability and social solutions. Affordable rental and ancillary rental costs result in apartments available for many target groups.
Future Living® Berlin is aiming for conceptional and architectural answers for some of the big challenges of our society as demographical changes, energy turnaround and changing mobility manners. With it's comprehensive solution approach it is unique in Europe.

Demographic change, energy revolution and mobility change. We offer solutions for the challenges of our time.

A desire to create things of value

"Recognising our responsibilities as industrialists, we will devote ourselves to the progress and development of society and the well-being of people through our business activities, thereby enhancing the quality of life throughout the world."

Panasonic Corporation's Basic Management Objective, formulated in 1929 by the company's founder, Konosuke Matsushita.

1958

First room air conditioner launched for domestic installation.

1971

Starts production of absorption chillers.

1973

Panasonic becomes one of the first Japanese air conditioner manufacturers in Europe.

1975

Panasonic launches the first highly efficient air-to-water heat pump in Japan

1985

Introduces first GHP (gas heat pump) VRF air conditioner.

1989

Introduces world's first simultaneous 3-Pipe heating/cooling VRF System.

New Panasonic GHP units. The gas-driven VRF Systems are ideal for projects where power restrictions apply.

Panasonic introduces a new Chiller series which is named as ECOi-W.

World's first air conditioner equipped with nanoe™

New VRF Systems ECOi EX with extraordinary energy saving performance.

2008 | **2010** | **2012** | **2015** | **2016** | **2018** | **2019** | **Looking ahead**

New Aquarea. Panasonic introduces Aquarea, an innovative new, low-energy system in Europe.

The first Hybrid System with VRF and GHP in Europe.

CO_2 condensing units in Europe. The ideal solution for supermarkets, shops and gas stations.

nanoe™ X, technology with the benefits of hydroxyl radicals. Improving protection 24/7.

Bringing nature's balance indoors

nanoe™ X, technology with the benefits of hydroxyl radicals.

In today's health-conscious world, we care about taking exercise, we care about what we eat and what we touch, we also care about what we breathe – and technology exists to bring good outdoor air, indoors.

Abundant in nature, hydroxyl radicals (also known as OH radicals) have the capacity to inhibit pollutants, viruses, and bacteria to clean and deodorise. nanoe™ X, technology can bring these incredible benefits indoors so that hard surfaces, soft furnishings, and the indoor environment can be a cleaner and pleasant place to be, whether at home, at work, or visiting hotels, shops, restaurants etc.

Panasonic's nanoe™ X technology takes this a step further and brings nature's detergent – hydroxyl radicals – indoors to help create an ideal environment

Thanks to the nanoe™ X properties, several types of pollutants can be inhibited such as certain types of bacteria, viruses, mould, allergens, pollen and certain hazardous substances.

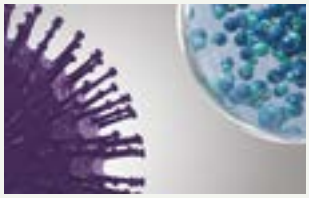

nanoe™ X reliably reaches pollutants.



Hydroxyl radicals denature pollutants' proteins.

Pollutants activity is inhibited.

What is unique about nanoe™ X?

Hydroxyl radicals inhibit pollutants, certain types of viruses, and bacteria to clean and deodorise. Thanks to this advanced technology, even tightly woven fabrics can be treated using this solution, meaning that curtains, blinds, carpets and furniture can all benefit from this technology to inhibit hazardous substances – including on hard surfaces and, of course, the air that we breathe.

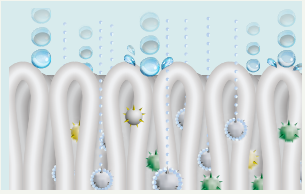

Microscopic Scale. At one billionth of a metre, nanoe™ X is much smaller than steam and can deeply penetrate cloth fabrics to deodorise.

Contained in tiny water particles, nanoe™ X has a longer lifespan to spread easily around the room.

nanoe X Generator Mark 2 produces 9,6 trillion hydroxyl radicals per second. Greater amounts of hydroxyl radicals contained in nanoe™ X lead to higher performance on inhibition of pollutants.

This image shows nanoe™ X Generator Mark 2.

No maintenance, no replacement required. nanoe™ X is a filter free solution that does not require maintenance, as its atomisation electrode is enveloped with water during its generation process and it is made with Titatium.

7 effects of nanoe™ X – Panasonic unique technology

Deodorises

Odours

Capacity to inhibit 5 types of pollutants

Bacteria and viruses

Mould

Allergens

Pollen

Hazardous substances

Moisturises

Skin and hair

* Refer to https://aircon.panasonic.eu for more details and validation data.

nanoe™ X, internationally-validated technology in testing facilities

The effectiveness of nanoe™ X technology has been tested by 3rd party laboratories in Germany, France, Denmark, Malaysia and Japan.
The nanoe™ X performance varies depending on the room size, environment and usage and it may take several hours to reach the full effect. nanoe™ X is not medical device, local regulations on building design and sanitary recommendations must be followed.

Test results conducted under controlled laboratory conditions. Performance of nanoe™ X might differ in real life environment.

	Tested contents		Result	Capacity	Time	Testing organisation	Report No.
AIRBORNE	Virus	Bacteriophage ÐX174	99,7 % inhibited	Approx. 25 m³	6 h	Kitasato Research Center for Environmental Science	24_0300_1
AIRBORNE	Bacteria	Staphylococcus aureus	99,9 % inhibited	Approx. 25 m³	4 h	Kitasato Research Center for Environmental Science	2016_0279
ADHERED	Virus	SARS-CoV-2	99,9 % inhibited	45 L	2 h	Texcell (France)	1140-01 A1
ADHERED	Virus	Feline Coronavirus	99,3 % inhibited	45 L	2 h	Yamaguchi University Faculty of Agriculture	
ADHERED	Virus	Xenotropic murine leukemia virus	99,999 % inhibited	45 L	6 h	Charles River Biopharmaceutical Services GmbH	
ADHERED	Virus	Influenza (H1N1 subtype)	99,9 % inhibited	1 m³	2 h	Kitasato Research Center for Environmental Science	21_0084_1
ADHERED	Virus	Bacteriophage ÐX174	99,80% inhibited	25 m³	8 h	Japan Food Research Laboratories	13001265005-01
ADHERED	Bacteria	Staphylococcus aureus	99,9 % inhibited	20 m³	8 h	Danish Technological Institute	868988
ADHERED	Pollen	Ambrosia pollen	99,4 % inhibited	20 m³	8 h	Danish Technological Institute	868988
ADHERED	Pollen	Cedar	97 % inhibited	Approx. 23 m³	8 h	Panasonic Product Analysis Center	4AA33-151001-F01
ADHERED	Odours	Cigarette smoke odour	Odour intensity reduced by 2,4 levels	Approx. 23 m³	0,2 h	Panasonic Product Analysis Center	4AA33-160615-N04

First nanoe™ device was developed by Panasonic in 2003

	nanoe™	nanoe™ X	
Generator	2003	**Mark 1** - 2016	**Mark 2** - 2019
	480 billion hydroxyl radicals/sec	4,8 trillion hydroxyl radicals/sec	9,6 trillion hydroxyl radicals/sec
Ion particle structure	Hydroxyl Radicals 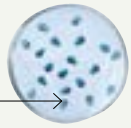	**10x times** 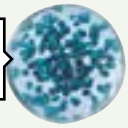	**20x times** 

Panasonic Heating & Cooling Solutions is incorporating nanoe™ technology in a wide range of equipment

Home.

Split and Multi Split. Built-in nanoe X Generator Mark 2.

Wall-mounted Etherea Z.
CS-(M)Z**XKEW. 7 capacities: 1,6 - 7,1 kW.

Wall-mounted Etherea XZ.
CS-XZ**XKEW. 4 capacities: 2,0 - 5,0 kW.

Floor console. Built-in nanoe X Generator Mark 1.



Floor console.
CS-Z**UFEAW. 3 capacities: 2,5 - 5,0 kW.

nanoe™ X: improving protection 24/7

Commercial.

PACi. Built-in nanoe X Generator Mark 1.

4 Way 90x90 cassette.
S-****PU3E. 7 capacities: 3,5 - 14,0 kW.

PACi. Built-in nanoe X Generator Mark 2.

Adaptive ducted unit.
S-****PF3E. 7 capacities: 3,5 - 14,0 kW.



Wall-mounted.
S-****PK3E. 5 capacities: 3,5 - 10,0 kW.

VRF. Built-in nanoe™ X.

nanoe X Generator Mark 1. U2 Type 4 way 90x90 cassette.
S-***MU2E5B. 11 capacities: 2,2 - 16,0 kW.

nanoe X Generator Mark 2. F3 Type adaptive duct.
S-***MF3E5B. 12 capacities: 1,5 - 16,0 kW.

nanoe X Generator Mark 1. Floor console.
S-**MG1E5N. 5 capacities: 2,2 - 5,6 kW.

PRO Club. The professional website of Panasonic

Panasonic, a partner with the knowledge and experience to achieve your objectives and green needs.

Panasonic has an impressive range of support services for designers, specifiers, engineers and distributors working in the heating and cooling markets. Panasonic PRO Club is the online tool which makes your life easier! You just have to register and a lot of functionalities are freely available to you, where ever you are, from your computer or smartphone!

VRF Designer

Building on the success of the ECOi VRF Designer software, this package provides air conditioning system designers, installers and dealers with a program to design and size projects for Panasonic's VRF ranges.

Aquarea Designer

Panasonic provides bespoke software helping system designers, installers and dealers to very quickly design and size systems, create wiring diagrams and issue bills of quantities at the push of a button.

Panasonic helps you to calculate the system label

From 26th September 2015, installers can be assured that all products manufactured after this date will be sold with the required ErP labels which will aid installers with their paperwork. While it is the manufacturer's responsibility to issue their products with the required labels, the installers will need to calculate and issue an efficiency label for the entire heating system. Whether installing a new heating system or installing new boilers, controls or renewables into an existing system, it is, and will continue to be, the installer's responsibility to calculate and issue efficiency labels. Calculators which assist installers with this process are available on the Panasonic Heating and Cooling Solutions website.

PRO Club

Donwload on www.panasonicproclub.com or connect simply with your smartphone to the PRO Club using this QR

Integrated technology that permits better work, easy installation, high efficiency performance, and energy savings

Our main targets are the distributed services and B2B-integrated solutions.
Panasonic provides a single point of contact for the design and maintenance of your system, making things easy for you. Given our experience in processes, technologies and complex business models, we can offer you effective solutions that reduce costs, whilst also being efficient, user-friendly, reliable and innovative. Another advantage we offer to our clients is a support service for systems integration projects, which we provide through our wide range of services and solutions. As a global company, we have at our disposal the financial, logistical and technical resources to develop complex and wide-ranging solutions, both at country and international level by implementing them both on-time and on-budget.

Bulgaria's stand-out residential building with efficient HVAC solution. **Aquarea**

The Hotel Vincci Gala with efficiency class A, up to 70 % save energy. Barcelona, Spain. **ECOi - ECO G**

IKEA "Click and Collect" store in city centre. Birmingham, UK. **ECOi - ECO G**

9 high quality homes in Whittle-Le-Woods near Chorley, UK. **Aquarea**

Andalucia Technology Park. Offices of high energetic efficiency. Spain. **ECOi**

14 bubble style domes to bring a 180-degree transparent window to the nature. Belfast, Ireland. **Aquarea**

Madrid's hotel Only You Atocha. The hotel has 206 rooms distributed over seven floors. **ECO G**

LIAIGRE showroom, well-known as a luxury design architect in Paris, France. **ECOi**

Marina Village Greystones. 205 apartments and 153 houses. Ireland. **Aquarea**

ITK Engineering GmbH. An innovative office building located in Germany. **ECOi - PACi**

Zalando's solution for its warehouse office conversion at Grand Canal Quay, Dublin. **ECOi**

NHS Canford house clinic, Bournemouth, UK. **VRF**

To find out more: www.aircon.panasonic.eu

ETHEREA

Panasonic domestic air to air heat pump

Panasonic has developed a range of products designed for you, better than ever before. Above all, it is also a range for air conditioning professionals, such as yourself, thanks to its broad range of products which are capable of conditioning rooms of all sizes – always with optimal efficiency and incomparable ease of installation.

Bringing nature's balance indoors → 14

Panasonic Comfort Cloud App. Convenient centralised control → 15

Voice Control. Words do more than actions → 15

Domestic air conditioner R32 range → 16

Super-compact design → 18

Wall-mounted

FZ super-compact • R32 → 19

TZ super-compact • R32 → 21

Etherea • R32 → 23

Professional -20 °C • R32 → 24

More options for your home

Floor console • R32 → 25

4 Way 60x60 cassette • R32 → 26

Low static pressure hide-away • R32 → 27

Multi Split and Free Multi System → 28

Compare solutions → 33

Control and connectivity → 34

Accessories and control → 35

Bringing nature's balance indoors

nanoe™ X, technology with the benefits of hydroxyl radicals.

Abundant in nature, hydroxyl radicals (also known as OH radicals) have the capacity to inhibit pollutants, viruses, and bacteria to clean and deodorise. nanoe™ X, technology can bring these incredible benefits indoors so that hard surfaces, soft furnishings, and the indoor environment can be a cleaner and pleasant place to be, whether at home, at work, or visiting hotels, shops, restaurants etc.



nanoe™ X, improving protection 24/7

Actively cleans your air and inhibits certain types of pollutants all day long.
nanoe™ X works together with heating or cooling function when you are at home and can work independently when you are away.
Give the air conditioning the strength to increase the protection at home with nanoe™ X technology and convenient control via the Panasonic Comfort Cloud App.

Panasonic's nanoe™ X technology takes this a step further and brings nature's detergent – hydroxyl radicals – indoors to help create an ideal environment

Thanks to the nanoe™ X properties, several types of pollutants can be inhibited such as certain types of bacteria, viruses, mould, allergens, pollen and certain hazardous substances.

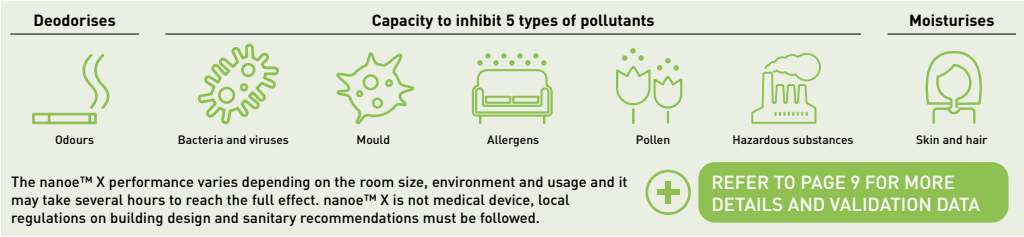

nanoe™ X: improving protection 24/7

Split and Multi Split. Built-in nanoe X Generator Mark 2.
Wall-mounted Etherea Z: CS-(M)Z**XKEW. 7 capacities: 1.6 - 7.1 kW.
Wall-mounted Etherea XZ: CS-XZ**XKEW. 4 capacities: 2.0 - 5.0 kW.

Floor console. Built-in nanoe X Generator Mark 1.
Floor console: CS-Z**UFEAW. 3 capacities: 2.5 - 5.0 kW.

Panasonic Comfort Cloud App. Convenient centralised control

Easily control and access all features of remote control anytime, anywhere.

Panasonic

App Store

Google Play

1 Smart Control (In control of cooling comfort anytime, anywhere)

- **Connect & control operation:** 20 units per location and up to 10 different locations. Transform multiple remote controls into one device
- **Manage multiple units at once:** Turn on all AC units at the same time or by group settings. Set weekly timers for multiple units to cater to your daily routines

2 Smart Comfort (Easily manage your comfort and air quality)

- **Adjust set temperature:** Set temperature by monitoring real time indoor and outdoor temperatures
- **Pre-heat or cool:** Control your house or office comfort before you arrive!
- **nanoe™ X [1]:** Activate nanoe™ X technology with the benefits of hydroxyl radicals

3 Smart Efficiency (More comfort with less wasted energy)

- **Energy usage analysis [2]:** Monitor energy consumption based on different temperature settings
- **Energy usage comparison (day/week/month/year):** Compare energy usage history of AC units for better budget planning.

4 Smart Assist (Be informed of breakdowns)

- **Error codes notification and identification [3]:** Launch the App to check error codes for effortless troubleshooting. Help technicians to easily identify the issues
- **User's control right:** Register multiple users. Set administrator rights and assign users access

1) nanoe™ X is available in certain series. 2) Estimated energy consumption data accuracy depends on power supply quantity. 3) Contact trained technicians to perform any repairing/service.

Voice Control. Words do more than actions

Control without boundaries and get hands-free help to fully access the features of your air conditioners. Maximising your cooling comfort is now a breeze with our Network-Enabled Air Conditioners with Panasonic Comfort Cloud and Voice Control.

Get multiple things done with your voice

Simplify your day with your personalised routine by grouping individual actions.

Schedule your routine with your voice.
With the routine function, you can control multiple voice-controlled devices including our network-enabled air conditioners to help you with your personalised routine.

* Google, Android, Google Play and Google Home are trademarks of Google LLC. Amazon, Alexa and all related logos are trademarks of Amazon.com, Inc. or its affiliates. Availability of Voice Assistant services varies depending on Country and Language. More information about set up procedures: https://aircon.panasonic.com/connectivity/application.html. Google Home and Alexa are compatible with the models shown in pages 16 , 17.

Domestic air conditioner R32 range

Page	Single split units	2.0 kW	2.5 kW	3.5 kW	4.2 kW	5.0 kW	6.0 kW	7.1 kW
P. 18	Wall-mounted FZ super-compact Inverter • R32							
			CS-FZ25WKE CU-FZ25WKE	CS-FZ35WKE CU-FZ35WKE		CS-FZ50WKE CU-FZ50WKE	CS-FZ60WKE CU-FZ60WKE	
P. 20	Wall-mounted TZ super-compact Inverter • R32							
		CS-TZ20WKEW CU-TZ20WKE	CS-TZ25WKEW CU-TZ25WKE	CS-TZ35WKEW CU-TZ35WKE	CS-TZ42WKEW CU-TZ42WKE	CS-TZ50WKEW CU-TZ50WKE	CS-TZ60WKEW CU-TZ60WKE	CS-TZ71WKEW CU-TZ71WKE
P. 22	NEW wall-mounted Etherea Inverter+ • R32							
		CS-XZ20XKEW CU-Z20XKE	CS-XZ25XKEW CU-Z25XKE	CS-XZ35XKEW CU-Z35XKE		CS-XZ50XKEW CU-Z50XKE		
		CS-Z20XKEW CU-Z20XKE	CS-Z25XKEW CU-Z25XKE	CS-Z35XKEW CU-Z35XKE	CS-Z42XKEW CU-Z42XKE	CS-Z50XKEW CU-Z50XKE		CS-Z71XKEW CU-Z71XKE
P. 24	Wall-mounted Professional Inverter -20 °C • R32							
			CS-Z25TKEA CU-Z25TKEA	CS-Z35TKEA CU-Z35TKEA	CS-Z42TKEA CU-Z42TKEA	CS-Z50TKEA CU-Z50TKEA		CS-Z71TKEA CU-Z71TKEA
P. 25	Floor console Inverter+ • R32							
			CS-Z25UFEAW CU-Z25UBEA	CS-Z35UFEAW CU-Z35UBEA		CS-Z50UFEAW CU-Z50UBEA		
P. 26	4 Way 60x60 cassette Inverter • R32							
			CS-Z25UB4EAW CZ-BT20EW CU-Z25UBEA	CS-Z35UB4EAW CZ-BT20EW CU-Z35UBEA		CS-Z50UB4EAW CZ-BT20EW CU-Z50UBEA	CS-Z60UB4EAW CZ-BT20EW CU-Z60UBEA	
P. 27	Low static pressure hide-away Inverter • R32							
			CS-Z25UD3EAW CU-Z25UBEA	CS-Z35UD3EAW CU-Z35UBEA		CS-Z50UD3EAW CU-Z50UBEA	CS-Z60UD3EAW CU-Z60UBEA	

Page	Free Multi indoors	1.6 kW	2.0 kW	2.5 kW	3.5 kW	4.2 kW	5.0 kW	6.0 kW	7.1 kW
P. 31	NEW wall-mounted Etherea Inverter+								
			CS-XZ20XKEW	CS-XZ25XKEW	CS-XZ35XKEW		CS-XZ50XKEW		
		CS-MZ16XKE	CS-Z20XKEW	CS-Z25XKEW	CS-Z35XKEW	CS-Z42XKEW	CS-Z50XKEW		CS-Z71XKEW
P. 31	Wall-mounted TZ super-compact Inverter								
		CS-MTZ16WKE	CS-TZ20WKEW	CS-TZ25WKEW	CS-TZ35WKEW	CS-TZ42WKEW	CS-TZ50WKEW	CS-TZ60WKEW	CS-TZ71WKEW
P. 31	Floor console Inverter+								
			CS-MZ20UFEA	CS-Z25UFEAW	CS-Z35UFEAW		CS-Z50UFEAW		
P. 31	4 Way 60x60 cassette Inverter								
			CS-MZ20UB4EA CZ-BT20EW	CS-Z25UB4EAW CZ-BT20EW	CS-Z35UB4EAW CZ-BT20EW		CS-Z50UB4EAW CZ-BT20EW	CS-Z60UB4EAW CZ-BT20EW	
P. 31	Low static pressure hide-away Inverter								
			CS-MZ20UD3EA	CS-Z25UD3EAW	CS-Z35UD3EAW		CS-Z50UD3EAW	CS-Z60UD3EAW	

Page	Free Multi Outdoors	3.2 ~ 6.0 kW	3.2 ~ 6.0 kW	3.2 ~ 7.7 kW	4.5 ~ 9.5 kW	4.5 ~ 11.2 kW	4.5 ~ 11.5 kW	4.5 ~ 14.7 kW	4.5 ~ 18.3 kW
P. 30	Outdoor unit Free Multi System Z • R32	CU-2Z35TBE	CU-2Z41TBE	CU-2Z50TBE	CU-3Z52TBE	CU-3Z68TBE	CU-4Z68TBE	CU-4Z80TBE	CU-5Z90TBE

Page	Multi Wall TZ Outdoors	3.2 ~ 6.0 kW	3.2 ~ 7.7 kW	4.5 ~ 9.5 kW
P. 32	Outdoor unit Multi TZ for wall TZ indoors • R32	CU-2TZ41TBE	CU-2TZ50TBE	CU-3TZ52TBE

Super-compact design

The unit's chassis has been carefully re-designed for simple, stress-free installation and ongoing maintenance.

1 Super-compact design

The compact design of the indoor units have a width of just 779mm. This allows for more installation possibilities, including the limited space above a door.

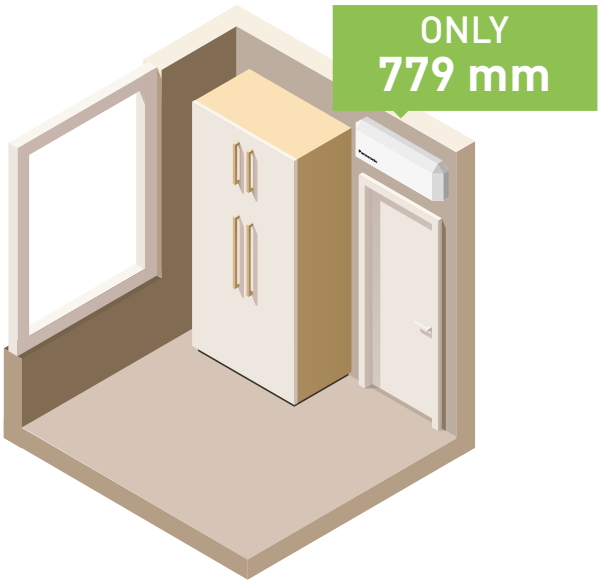

2 Simple installation

Thanks to advanced improvements, installation time has been dramatically decreased. The air conditioning models feature a reinforced installation plate, providing more stability and strength for a neatly fitted installation. With the newly built-in support, the unit is suitably designed for just one person to install. There is also a clear view and convenient access to the drain hose and cabling inserts. An increase of 13 mm has been achieved for piping so that installers can now easily ensure that the pipes and insulations are securely and neatly fitted.

3 Easy maintenance

Meticulously designed for both installer and user benefit, the unit features an easy to remove front grille for convenient access to the interior. The inner workings of the unit have also been redesigned to make maintenance quicker and easier. Electronics and wiring components are now on just one side of the unit to simplify maintenance.

4 Easy / hidden installation of the Wi-Fi adapter

The latest model features a dedicated space for a network adapter. Easy to plug in, the guided wire slots allow for clear, easy installation and can be neatly tucked away - simple and out of sight!

Wall-mounted FZ super-compact Inverter • R32

- Compact design with only 779 mm wide
- Cleaner air with PM2,5 Filter
- Super Quiet.
- Aerowings to control air draft direction
- High energy savings
- Cooling even at -10 °C
- Optional internet and voice control

Kit			KIT-FZ25-WKE	KIT-FZ35-WKE	KIT-FZ50-WKE	KIT-FZ60-WKE
Cooling capacity	Nominal (Min - Max)	kW	2.50 (0.85 - 3.00)	3.40 (0.85 - 3.90)	5.00 (0.98 - 5.40)	6.00 (0.98 - 6.50)
UK Cooling	(Total - Sensible)	kW	2.46 -2.08	3.45 - 2.66	4.75 - 3.47	5.80 - 3.85
EER [1]	Nominal (Min - Max)	W/W	3.68 (4.05 - 3.33)	3.18 (3.54 - 3.05)	3.03 (3.92 - 2.90)	3.03 (3.92 - 2.83)
SEER [2]			**6.20 A++**	**6.10 A++**	**6.50 A++**	**6.30 A++**
Pdesign (cooling)		kW	2.50	3.40	5.00	6.00
Input power cooling	Nominal (Min - Max)	kW	0.68 (0.21 - 0.90)	1.07 (0.24 - 1.28)	1.65 (0.25 - 1.86)	1.98 (0.25 - 2.30)
Annual energy consumption [3]		kWh/a	141	195	269	333
Heating capacity	Nominal (Min - Max)	kW	3.15 (0.80 - 3.60)	3.84 (0.80 - 4.40)	5.40 (0.98 - 7.50)	6.80 (0.98 - 8.00)
UK Heating	(Total - Sensible)	kW	2.17	2.74	4.50	4.80
Heating capacity at -7 °C		kW	2.14	2.60	4.58	5.10
COP [1]	Nominal (Min - Max)	W/W	4.04 (4.21 - 3.46)	3.66 (4.10 - 3.41)	3.42 (4.67 - 3.06)	3.15 (4.26 - 3.02)
SCOP [2]			**4.20 A+**	**4.20 A+**	**4.10 A+**	**4.00 A+**
Pdesign at -10 °C		kW	1.90	2.40	4.00	4.40
Input power heating	Nominal (Min - Max)	kW	0.78 (0.19 - 1.04)	1.05 (0.20 - 1.29)	1.58 (0.21 - 2.45)	2.16 (0.23 - 2.65)
Annual energy consumption [3]		kWh/a	633	800	1366	1540
Indoor unit			**CS-FZ25WKE**	**CS-FZ35WKE**	**CS-FZ50WKE**	**CS-FZ60WKE**
Power source		V	230	230	230	230
Suggested fuse		A	10	10	13	16
Connection indoor / outdoor		mm²	4 x 1.5	4 x 1.5	4 x 2.5	4 x 2.5
Air flow	Cool / Heat	m³/min	10.5 / 11.1	10.8 / 11.3	12.5 / 13.2	12.7 / 13.6
Moisture removal volume		L/h	1.5	2.0	2.8	3.3
Sound pressure [4]	Cool (Hi / Lo / Q-Lo)	dB(A)	37 / 26 / 20	38 / 30 / 20	44 / 37 / 34	45 / 37 / 34
	Heat (Hi / Lo / Q-Lo)	dB(A)	37 / 27 / 24	38 / 33 / 25	44 / 37 / 34	45 / 37 / 34
Dimension	H x W x D	mm	290 x 779 x 209	290 x 779 x 209	290 x 779 x 209	290 x 779 x 209
Net weight		kg	8	8	8	9
Outdoor unit			**CU-FZ25WKE**	**CU-FZ35WKE**	**CU-FZ50WKE**	**CU-FZ60WKE**
Air flow	Cool / Heat	m³/min	30.4 / 30.4	31.1 / 31.1	32.7 / 32.7	42.6 / 41.5
Sound pressure [4]	Cool / Heat (Hi)	dB(A)	48 / 49	48 / 50	48 / 49	50 / 50
Dimension [5]	H x W x D	mm	542 x 780 x 289	542 x 780 x 289	619 x 824 x 299	695 x 875 x 320
Net weight		kg	24	25	36	43
Pipe diameter	Liquid pipe	Inch (mm)	1/4 (6.35)	1/4 (6.35)	1/4 (6.35)	1/4 (6.35)
	Gas pipe	Inch (mm)	3/8 (9.52)	3/8 (9.52)	1/2 (12.70)	1/2 (12.70)
Pipe length range		m	3 ~ 15	3 ~ 15	3 ~ 15	3 ~ 30
Elevation difference (in/out) [6]		m	15	15	15	15
Pipe length for additional gas		m	7.5	7.5	7.5	7.5
Additional gas amount		g/m	10	10	15	15
Refrigerant (R32) / CO_2 Eq.		kg / T	0.54 / 0.365	0.67 / 0.452	1.14 / 0.770	1.11 / 0.749
Operating range	Cool Min ~ Max	°C	-10 ~ +43	-10 ~ +43	-10 ~ +43	-10 ~ +43
	Heat Min ~ Max	°C	-15 ~ +24	-15 ~ +24	-15 ~ +24	-15 ~ +24
Kit RRP		**£**	**637**	**722**	**1,056**	**1,353**
Indoor unit RRP		£	251	273	396	511
Outdoor unit RRP		£	386	449	660	842

Accessories		RRP £
CZ-TACG1	Wi-Fi adapter for smart control via Panasonic Comfort Cloud App	**103**
CZ-CAPRA1	RAC interface adapter for integration into P-Link	**147**

Accessories		RRP £
CZ-RD514C	Wired remote controller for wall-mounted and floor console	**111**

1) EER and COP calculation is based in accordance to EN14511. 2) Energy Label Scale from A+++ to D. 3) The annual energy consumption is calculated in accordance to EU/626/2011. 4) The sound pressure of the indoor unit shows the value measured of a position 1 m in front of the main body and 0,8 m below the unit. For outdoor unit 1 m in front and 1 m in rear side of main body. The sound pressure is measured in accordance with JIS C 9612. Q-Lo: Quiet mode. Lo: The lowest set fan speed. 5) Add 70 mm for piping port. 6) When installing the outdoor unit at a higher position than the indoor unit.

SEER and SCOP: For KIT-FZ50-WKE. SUPER QUIET: For KIT-FZ25-WKE and KIT-FZ35-WKE. INTERNET CONTROL: Optional.

Rating Conditions: Cooling Indoor 27 °C DB / 19 °C WB. Cooling Outdoor 35 °C DB / 24 °C WB. Heating Indoor 20 °C DB. Heating Outdoor 7 °C DB / 6 °C WB. (DB: Dry Bulb; WB: Wet Bulb).
Specifications subject to change without notice. For detailed information about ErP / Energy Labelling, please visit our websites www.aircon.panasonic.eu or www.ptc.panasonic.eu.

Wall-mounted TZ super-compact

The perfect air conditioner for the smallest spaces in your home.
TZ with R32 refrigerant powerful and efficient.

GOOD DESIGN

An "excellent design" indicated by Good Design Award is a design which focusses on humanity, honesty, innovation, aesthetics and ethics. Panasonic's award-winning TZ proves to be a worthy addition to any home.

1 Super-compact design

The compact design of the indoor units have a width of just 779mm. This allows for more installation possibilities, including the limited space above a door.

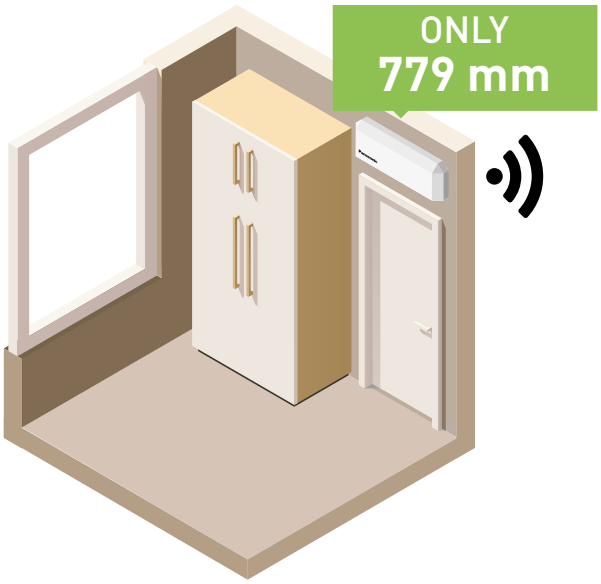

2 Built-in Wi-Fi and compatible with Voice Assistant

The unit is ready to connect to the internet and to be controlled by smartphone with Panasonic Comfort Cloud App. Control, monitor, and schedule with easy interface.
By connecting Panasonic Comfort Cloud the unit can be managed by Google Assistant and Amazon Alexa*.

* Amazon, Alexa and all related logos are trademarks of Amazon.com, Inc. or its affiliates Google, Android, Google Play and Google Home are trademarks of Google LLC.

3 PM2,5

Particulate matter (PM2,5) can be found suspended in the air, including dust, dirt, smoke and liquid droplets. The filter can catch PM2,5 particles including hazardous pollutants as well as house dust and pollen and is able to maintain the air quality of the room.

4 Stylish infrared control

Enjoy innovative design at your fingertips with the new stylish and sleek Backlit Sky Controller. Bigger screen and easier to use.

Silent ambient and relaxing atmosphere 20 dB(A)

We have succeeded in making one of the most silent air conditioners on the market. Panasonic Inverter air conditioner's indoor operating noise has been reduced as the Inverter constantly varies its output power to enable more precise temperature control.

* KIT-TZ20-WKE, KIT-TZ25-WKE and KIT-TZ35-WKE: In the Quiet Mode during cooling operation with low fan speed.



Quiet Mode reduces operation noise to a quiet 20 dB(A)* for a comfortable night's sleep as quiet as the sound of leaves on a tree.

GOOD DESIGN

Wall-mounted TZ super-compact • R32

- Compact and elegant design only 779 mm wide (up to 5.0kW)
- Built-in Wi-Fi for instant connectivity via Panasonic Comfort Cloud App
- Compatible with Google Assistant and Amazon Alexa
- Stylish Sky remote controller
- Cleaner air with PM2,5 filter
- Super Quiet.
- Aerowings to control air draft direction
- High energy savings

Kit			KIT-TZ20-WKE	KIT-TZ25-WKE	KIT-TZ35-WKE	KIT-TZ42-WKE	KIT-TZ50-WKE	KIT-TZ60-WKE	KIT-TZ71-WKE
Cooling capacity	Nominal (Min - Max)	kW	2.00 (0.75 - 2.40)	2.50 (0.85 - 3.00)	3.50 (0.85 - 3.90)	4.20 (0.85 - 4.60)	5.00 (0.98 - 5.60)	6.00 (0.98 - 6.60)	7.10 (0.98 - 8.20)
UK Cooling	(Total - Sensible)	kW	1.98 - 1.72	2.48 - 2.09	3.47 - 2.65	4.17 - 2.87	4.97 - 3.83	5.90 - 4.47	7.00 - 4.80
EER [1]	Nominal (Min - Max)	W/W	4.08 (4.17 - 4.00)	3.85 (4.05 - 3.41)	3.57 (3.62 - 3.36)	3.36 (3.62 - 2.80)	3.13 (3.92 - 2.95)	3.24 (3.92 - 2.87)	3.17 (2.33 - 2.98)
SEER [2]			**7.00 A++**	**7.00 A++**	**6.80 A++**	**6.40 A++**	**6.90 A++**	**6.80 A++**	**6.20 A++**
Pdesign (cooling)		kW	2.00	2.50	3.50	4.20	5.00	6.00	7.10
Input power cooling	Nominal (Min - Max)	kW	0.49 (0.18 - 0.60)	0.65 (0.21 - 0.88)	0.98 (0.24 - 1.16)	1.25 (0.24 - 1.64)	1.60 (0.25 - 1.90)	1.85 (0.25 - 2.30)	2.24 (0.42 - 2.75)
Annual energy consumption [3]		kWh/a	100	125	180	230	254	309	401
Heating capacity	Nominal (Min - Max)	kW	2.70 (0.70 - 3.60)	3.30 (0.80 - 4.10)	4.00 (0.80 - 5.10)	5.00 (0.80 - 6.80)	5.80 (0.98 - 7.50)	7.00 (0.98 - 8.20)	8.60 (0.98 - 9.90)
UK Heating	(Total - Sensible)	kW	2.21	2.47	3.18	3.43	4.55	5.00	5.34
Heating capacity at -7 °C		kW	2.14	2.70	3.30	3.90	4.62	4.90	6.13
COP [1]	Nominal (Min - Max)	W/W	4.15 (4.24 - 3.53)	4.18 (4.21 - 3.66)	4.04 (4.10 - 3.70)	3.73 (4.10 - 3.33)	3.41 (4.67 - 3.26)	3.68 (4.67 - 3.57)	3.51 (2.45 - 3.47)
SCOP [2]			**4.60 A++**	**4.60 A++**	**4.60 A++**	**4.00 A+**	**4.50 A+**	**4.30 A+**	**4.00 A+**
Pdesign at -10 °C		kW	1.90	2.40	2.80	3.60	4.00	4.40	5.50
Input power heating	Nominal (Min - Max)	kW	0.65 (0.17 - 1.02)	0.79 (0.19 - 1.12)	0.99 (0.20 - 1.38)	1.34 (0.20 - 2.04)	1.70 (0.21 - 2.30)	1.90 (0.21 - 2.30)	2.45 (0.40 - 2.85)
Annual energy consumption [3]		kWh/a	578	730	852	1260	1244	1433	1925
Indoor unit			**CS-TZ20WKEW**	**CS-TZ25WKEW**	**CS-TZ35WKEW**	**CS-TZ42WKEW**	**CS-TZ50WKEW**	**CS-TZ60WKEW**	**CS-TZ71WKEW**
Power source		V	230	230	230	230	230	230	230
Suggested fuse		A	10	10	10	13	13	16	20
Connection indoor / outdoor		mm²	4 x 1.5	4 x 1.5	4 x 1.5	4 x 1.5	4 x 2.5	4 x 2.5	4 x 2.5
Air flow	Cool / Heat	m³/min	10.3 / 10.8	11.0 / 11.5	11.8 / 12.3	12.5 / 13.2	12.5 / 13.2	20.9 / 21.9	22.1 / 22.9
Moisture removal volume		L/h	1.3	1.5	2.0	2.4	2.8	3.3	4.1
Sound pressure [4]	Cool (Hi / Lo / Q-Lo)	dB(A)	37 / 25 / 20	40 / 26 / 20	42 / 30 / 20	44 / 31 / 29	44 / 37 / 33	45 / 37 / 34	47 / 38 / 35
	Heat (Hi / Lo / Q-Lo)	dB(A)	38 / 26 / 22	40 / 27 / 22	42 / 33 / 22	44 / 35 / 28	44 / 37 / 33	45 / 37 / 34	47 / 38 / 35
Dimension	H x W x D	mm	290 x 779 x 209	290 x 779 x 209	290 x 779 x 209	290 x 779 x 209	290 x 779 x 209	302 x 1102 x 244	302 x 1102 x 244
Net weight		kg	8	8	8	8	8	13	13
Outdoor unit			**CU-TZ20WKE**	**CU-TZ25WKE**	**CU-TZ35WKE**	**CU-TZ42WKE**	**CU-TZ50WKE**	**CU-TZ60WKE**	**CU-TZ71WKE**
Air flow	Cool / Heat	m³/min	29.7 / 29.7	30.0 / 28.9	28.7 / 29.7	30.4 / 30.8	32.7 / 32.7	34.0 / 34.0	44.7 / 45.9
Sound pressure [4]	Cool / Heat (Hi)	dB(A)	46 / 47	47 / 48	48 / 50	49 / 51	48 / 49	49 / 51	52 / 54
Dimension [5]	H x W x D	mm	542 x 780 x 289	542 x 780 x 289	542 x 780 x 289	542 x 780 x 289	619 x 824 x 299	619 x 824 x 299	695 x 875 x 320
Net weight		kg	24	25	31	31	36	36	50
Pipe diameter	Liquid pipe	Inch (mm)	1/4 (6.35)	1/4 (6.35)	1/4 (6.35)	1/4 (6.35)	1/4 (6.35)	1/4 (6.35)	1/4 (6.35)
	Gas pipe	Inch (mm)	3/8 (9.52)	3/8 (9.52)	3/8 (9.52)	1/2 (12.70)	1/2 (12.70)	1/2 (12.70)	5/8 (15.88)
Pipe length range		m	3 ~ 15	3 ~ 15	3 ~ 15	3 ~ 15	3 ~ 20	3 ~ 30	3 ~ 30
Elevation difference (in/out) [6]		m	15	15	15	15	15	15	20
Pipe length for additional gas		m	7.5	7.5	7.5	7.5	7.5	10	10
Additional gas amount		g/m	10	10	10	10	15	15	25
Refrigerant (R32) / CO_2 Eq.		kg / T	0.54 / 0.365	0.67 / 0.452	0.77 / 0.520	0.79 / 0.533	1.14 / 0.770	1.22 / 0.824	1.32 / 0.891
Operating range	Cool Min ~ Max	°C	-10 ~ +43	-10 ~ +43	-10 ~ +43	-10 ~ +43	-10 ~ +43	-10 ~ +43	-10 ~ +43
	Heat Min ~ Max	°C	-15 ~ +24	-15 ~ +24	-15 ~ +24	-15 ~ +24	-15 ~ +24	-15 ~ +24	-15 ~ +24
Kit RRP		**£**	**725**	**837**	**970**	**1158**	**1235**	**1529**	**1732**
Indoor unit RRP		£	296	331	368	419	458	657	762
Outdoor unit RRP		£	429	506	602	739	777	872	970

Accessories		RRP £
CZ-CAPRA1	RAC interface adapter for integration into P-Link	**147**

Accessories		RRP £
CZ-RD514C	Wired remote controller for wall-mounted and floor console	**111**

1) EER and COP calculation is based in accordance to EN14511. 2) Energy Label Scale from A+++ to D. 3) The annual energy consumption is calculated in accordance to EU/626/2011. 4) The sound pressure of the indoor unit shows the value measured of a position 1 m in front of the main body and 0,8 m below the unit. For outdoor unit 1 m in front and 1 m in rear side of main body. The sound pressure is measured in accordance with JIS C 9612. Q-Lo: Quiet mode. Lo: The lowest set fan speed. 5) Add 70 mm for piping port. 6) When installing the outdoor unit at a higher position than the indoor unit.

SEER and SCOP: For KIT-TZ20-WKE and KIT-TZ25-WKE. SUPER QUIET: For KIT-TZ20-WKE, KIT-TZ25-WKE and KIT-TZ35-WKE. INTERNET CONTROL: Built-in Wi-Fi.

Rating Conditions: Cooling Indoor 27 °C DB / 19 °C WB. Cooling Outdoor 35 °C DB / 24 °C WB. Heating Indoor 20 °C DB. Heating Outdoor 7 °C DB / 6 °C WB. (DB: Dry Bulb; WB: Wet Bulb).
Specifications subject to change without notice. For detailed information about ErP / Energy Labelling, please visit our websites www.aircon.panasonic.eu or www.ptc.panasonic.eu.

New Etherea: Welcome to your new home

ETHEREA

The new Etherea with nanoe™ X technology improves protection 24/7. With a new sleek design, an outstanding efficiency A+++, advanced smart control that allows to connect with voice assistant, Aerowings 2.0 for the ultimate comfort and designed to allow for simple installation and easy maintenance.

1 nanoe™ X technology to improve protection 24/7

This advanced technology utilises hydroxyl radicals (also known as OH radicals), which inhibit the growth of certain pollutants such as allergens, bacteria, viruses, moulds, odours, and certain hazardous substances. This naturally occurring process has major benefits indoors and improves the protection inside a room 24/7.

The nanoe™ X performance varies depending on the room size, environment and usage and it may take several hours to reach the full effect. nanoe™ X is not medical device, local regulations on building design and sanitary recommendations must be followed.

2 Sleek design with easy-to-use remote controller

Panasonic has meticulously designed a new chassis for the Etherea indoor unit for a sleek and stylish solution to blend with any interior. Its elegant monolithic design is robust and allows for a high-performance air conditioner, with a large air discharge area to optimal performance. The new controller intuitive design provides easy operation with five quick access keys for convenient use.

3 Advanced smart control and voice assistant

The Etherea is compatible with Panasonic's Comfort Cloud App, which is designed to manage all functions of the systems with a smart device. Control, monitor, and schedule with easy interface.
Through the Panasonic Comfort Cloud App, Etherea units can also be connected to Google Assistant and Amazon Alexa*.

* Amazon, Alexa and all related logos are trademarks of Amazon.com, Inc. or its affiliates Google, Android, Google Play and Google Home are trademarks of Google LLC.

4 The ultimate comfort with high energy savings

Etherea produces the highest level of comfort thanks to Aerowings 2.0, creating a pleasant environment in any setting, with a low energy cost.

NEW 2021

Available Mar 21

Silver

NEW wall-mounted Etherea Inverter+ • R32

- nanoe™ X technology to improve protection 24/7 (nanoe X Generator Mark 2).
- New sleek and stylish design
- Improved SEER/SCOP to achieve top class energy efficiency
- Aerowings 2.0 for the ultimate comfort
- New easy-to-use remote controller
- Built-in Wi-Fi for instant connectivity via Panasonic Comfort Cloud App
- Compatible with Google Assistant and Amazon Alexa
- Chassis and parts designed for easier installation

Kit Silver			**KIT-XZ20-XKE**	**KIT-XZ25-XKE**	**KIT-XZ35-XKE**	**—**	**KIT-XZ50-XKE**	**—**
Kit Pure White Matt			**KIT-Z20-XKE**	**KIT-Z25-XKE**	**KIT-Z35-XKE**	**KIT-Z42-XKE**	**KIT-Z50-XKE**	**KIT-Z71-XKE**
Cooling capacity	Nominal (Min - Max)	kW	2.05 (0.75 - 2.65)	2.50 (0.85 - 3.50)	3.50 (0.85 - 4.20)	4.20 (0.85 - 5.00)	5.00 (0.98 - 6.00)	7.10 (0.98 - 8.50)
UK Cooling	(Total - Sensible)	kW	TBC	TBC	TBC	TBC	TBC	TBC
EER [1]	Nominal (Min - Max)	W/W	4.56 (4.69 - 3.96)	4.90 (5.00 - 3.89)	4.12 (4.25 - 3.62)	3.39 (3.62 - 3.18)	3.68 (3.92 - 3.16)	3.17 (2.33 - 2.83)
SEER [2]			**8.10 A++**	**9.40 A+++**	**9.50 A+++**	**7.00 A++**	**8.50 A+++**	**6.50 A++**
Pdesign (cooling)		kW	2.1	2.5	3.5	4.2	5.0	7.1
Input power cooling	Nominal (Min - Max)	kW	0.45 (0.16 - 0.67)	0.51 (0.17 - 0.90)	0.85 (0.20 - 1.16)	1.24 (0.24 - 1.57)	1.36 (0.25 - 1.90)	2.24 (0.42 - 3.00)
Annual energy consumption [3]		kWh/a	91	93	129	210	206	382
Heating capacity	Nominal (Min - Max)	kW	2.80 (0.75 - 4.00)	3.40 (0.80 - 4.80)	4.00 (0.80 - 5.50)	5.30 (0.80 - 6.80)	5.80 (0.98 - 8.00)	8.20 (0.98 - 10.20)
UK Heating	(Total - Sensible)	kW	TBC	TBC	TBC	TBC	TBC	TBC
Heating capacity at -7 °C		kW	2.38	2.80	3.20	4.11	4.8	6.31
COP [1]	Nominal (Min - Max)	W/W	4.52 (4.69 - 4.26)	4.86 (5.00 - 4.07)	4.44 (4.44 - 3.77)	3.68 (4.21 - 3.66)	4.14 (4.26 - 3.35)	3.69 (2.45 - 3.29)
SCOP [2]			**4.80 A++**	**5.20 A+++**	**5.20 A+++**	**4.20 A+**	**4.80 A++**	**4.20 A+**
Pdesign at -10 °C		kW	2.1	2.4	2.8	3.6	4.2	5.5
Input power heating	Nominal (Min - Max)	kW	0.62 (0.16 - 0.94)	0.70 (0.16 - 1.18)	0.90 (0.18 - 1.46)	1.44 (0.19 - 1.86)	1.40 (0.23 - 2.39)	2.22 (0.40 - 3.10)
Annual energy consumption [3]		kWh/a	613	646	754	1200	1225	1833
Indoor unit Silver			**CS-XZ20XKEW**	**CS-XZ25XKEW**	**CS-XZ35XKEW**	**—**	**CS-XZ50XKEW**	**—**
Indoor unit Pure White Matt			**CS-Z20XKEW**	**CS-Z25XKEW**	**CS-Z35XKEW**	**CS-Z42XKEW**	**CS-Z50XKEW**	**CS-Z71XKEW**
Power source		V	230	230	230	230	230	230
Suggested fuse		A	10	10	10	13	16	20
Connection indoor / outdoor		mm²	4 x 1.5	4 x 1.5	4 x 1.5	4 x 1.5	4 x 2.5	4 x 2.5
Air flow	Cool / Heat	m³/min	11.7 / 13.0	12.7 / 14.1	12.7 / 14.7	14.4 / 15.4	17.0 / 18.9	18.6 / 19.5
Moisture removal volume		L/h	1.3	1.5	2	2.4	2.8	4.1
Sound pressure [4]	Cool (Hi / Lo / Q-Lo)	dB(A)	37 / 24 / 19	39 / 25 / 19	42 / 28 / 19	43 / 31 / 25	44 / 37 / 30	47 / 38 / 30
	Heat (Hi / Lo / Q-Lo)	dB(A)	38 / 25 / 19	41 / 27 / 19	43 / 33 / 19	43 / 35 / 29	44 / 37 / 30	47 / 38 / 30
Dimension	H x W x D	mm	295 x 870 x 229	295 x 870 x 229	295 x 870 x 229	295 x 870 x 229	295 x 1040 x 244	295 x 1040 x 244
Net weight		kg	10	10	11	10	12	13
nanoe X Generator			Mark 2	Mark 2	Mark 2	Mark 2	Mark 2	Mark 2
Outdoor unit			**CU-Z20XKE**	**CU-Z25XKE**	**CU-Z35XKE**	**CU-Z42XKE**	**CU-Z50XKE**	**CU-Z71XKE**
Air flow	Cool / Heat	m³/min	27.4 / 26.7	28.7 / 27.2	29.8 / 30.6	29.8 / 30.9	39.8 / 36.9	44.7 / 45.8
Sound pressure [4]	Cool / Heat (Hi)	dB(A)	45 / 46	46 / 47	48 / 50	49 / 51	47 / 47	52 / 54
Dimension [5]	H x W x D	mm	542 x 780 x 289	542 x 780 x 289	542 x 780 x 289	542 x 780 x 289	695 x 875 x 320	695 x 875 x 320
Net weight		kg	25	27	30	30	40	50
Pipe diameter	Liquid pipe	Inch (mm)	1/4 (6.35)	1/4 (6.35)	1/4 (6.35)	1/4 (6.35)	1/4 (6.35)	1/4 (6.35)
	Gas pipe	Inch (mm)	3/8 (9.52)	3/8 (9.52)	3/8 (9.52)	1/2 (12.70)	1/2 (12.70)	5/8 (15.88)
Pipe length range		m	3 ~ 15	3 ~ 15	3 ~ 15	3 ~ 15	3 ~ 30	3 ~ 30
Elevation difference (in/out) [6]		m	15	15	15	15	15	20
Pipe length for additional gas		m	7.5	7.5	7.5	7.5	7.5	10
Additional gas amount		g/m	10	10	10	10	15	25
Refrigerant (R32) / CO_2 Eq.		kg / T	0.67 / 0.45	0.80 / 0.54	0.89 / 0.60	0.95 / 0.64	1.13 / 0.76	1.35 / 0.91
Operating range	Cool Min ~ Max	°C	-10 ~ +43	-10 ~ +43	-10 ~ +43	-10 ~ +43	-10 ~ +43	-10 ~ +43
	Heat Min ~ Max	°C	-15 ~ +24	-15 ~ +24	-15 ~ +24	-15 ~ +24	-15 ~ +24	-15 ~ +24
Kit Silver RRP		**£**	**994**	**1088**	**1210**	**—**	**1740**	**—**
Indoor unit Silver RRP		£	317	385	438	—	714	—
Kit Pure White Matt RRP		**£**	**969**	**1061**	**1171**	**1378**	**1597**	**2307**
Indoor unit Pure White Matt RRP		£	292	358	399	426	571	900
Outdoor unit RRP		£	677	703	772	952	1,026	1,407

Tentative data

Accessories		RRP £
CZ-CAPRA1	RAC interface adapter for integration into P-Link	**147**
PAW-SMSCONTROL	Control by SMS (need additional SIM card)	**255**

Accessories		RRP £
CZ-RD514C	Wired remote controller for wall-mounted and floor console	**111**

1) EER and COP calculation is based in accordance to EN14511. 2) Energy Label Scale from A+++ to D. 3) The annual energy consumption is calculated in accordance to EU/626/2011. 4) The sound pressure of the indoor unit shows the value measured of a position 1 m in front of the main body and 0,8 m below the unit. For outdoor unit 1 m in front and 1 m in rear side of main body. The sound pressure is measured in accordance with JIS C 9612. Q-Lo: Quiet mode. Lo: The lowest set fan speed. 5) Add 70 mm for piping port. 6) When installing the outdoor unit at a higher position than the indoor unit.

SEER and SCOP: For KIT-XZ35-XKE and KIT-Z35-XKE. SUPER QUIET: For KIT-XZ20-XKE, KIT-XZ25-XKE, KIT-XZ35-XKE, KIT-Z20-XKE, KIT-Z25-XKE and KIT-Z35-XKE.

Rating Conditions: Cooling Indoor 27 °C DB / 19 °C WB. Cooling Outdoor 35 °C DB / 24 °C WB. Heating Indoor 20 °C DB. Heating Outdoor 7 °C DB / 6 °C WB. (DB: Dry Bulb; WB: Wet Bulb).
Specifications subject to change without notice. For detailed information about ErP / Energy Labelling, please visit our websites www.aircon.panasonic.eu or www.ptc.panasonic.eu.

Wall-mounted Professional Inverter -20 °C • R32

- Aerowings to control air draft direction
- Designed for 24h/7d a week operation
- Up to A+++ in cooling
- Highly efficient even at -20 °C
- High durability rolling bearings
- Additional piping sensors to prevent freezing
- Automatic restart

Kit			KIT-Z25-TKEA	KIT-Z35-TKEA	KIT-Z42-TKEA	KIT-Z50-TKEA	KIT-Z71-TKEA
Cooling capacity	Nominal (Min - Max)	kW	2.50 (0.85 - 3.00)	3.50 (0.85 - 4.00)	4.20 (0.98 - 5.00)	5.00 (0.98 - 6.00)	7.10 (0.98 - 8.10)
UK Cooling	(Total - Sensible)	kW	2.49 - 1.90	3.48 - 2.66	4.18 - 3.19	4.66 - 4.25	6.55 - 5.20
EER [1]	Nominal (Min - Max)	W/W	4.90 (5.00 - 4.29)	4.07 (5.00 - 3.64)	3.82 (4.90 - 3.25)	3.60 (3.50 - 3.09)	3.17 (2.33 - 3.03)
SEER [2]			**8.50 A+++**	**8.50 A+++**	**8.50 A+++**	**8.50 A+++**	**6.10 A++**
Pdesign		kW	2.50	3.50	4.20	5.00	7.10
Input power cooling	Nominal (Min - Max)	kW	0.51 (0.17 - 0.70)	0.86 (0.17 - 1.10)	1.10 (0.20 - 1.54)	1.39 (0.28 - 1.94)	2.24 (0.42 - 2.67)
Annual energy consumption [3]		kWh/a	103	144	173	206	407
Heating capacity	Nominal (Min - Max)	kW	3.40 (0.85 - 5.40)	4.00 (0.85 - 6.60)	5.40 (0.98 - 7.25)	5.80 (0.98 - 8.00)	8.60 (0.98 - 9.90)
UK Heating	(Total - Sensible)	kW	3.78	4.62	5.04	5.62	6.94
Heating capacity at -7 °C		kW	3.33	4.07	4.30	5.00	6.13
COP [1]	Nominal (Min - Max)	W/W	4.86 (5.15 - 4.12)	4.35 (5.15 - 3.63)	4.00 (4.45 - 3.37)	4.03 (2.88 - 3.20)	3.51 (2.45 - 3.47)
SCOP [2]			**4.50 A+**	**4.40 A+**	**4.30 A+**	**4.40 A+**	**4.00 A+**
Pdesign at -10 °C		kW	2.80	3.60	3.80	4.40	5.50
Input power heating	Nominal (Min - Max)	kW	0.70 (0.17 - 1.31)	0.92 (0.17 - 1.82)	1.35 (0.22 - 2.15)	1.44 (0.34 - 2.50)	2.45 (0.40 - 2.85)
Annual energy consumption [3]		kWh/a	871	1145	1237	1400	1925
Indoor unit			**CS-Z25TKEA**	**CS-Z35TKEA**	**CS-Z42TKEA**	**CS-Z50TKEA**	**CS-Z71TKEA**
Power source		V	230	230	230	230	230
Suggested fuse		A	10	13	13	16	20
Connection indoor / outdoor		mm²	4 x 1.5	4 x 1.5	4 x 1.5	4 x 2.5	4 x 2.5
Air flow	Cool / Heat	m³/min	10.4 / 11.7	10.7 / 12.4	18.2 / 20.2	19.2 / 21.3	20.2 / 21.0
Moisture removal volume		L/h	1.5	2.0	2.4	2.8	4.1
Sound pressure [4]	Cool (Hi / Lo / Q-Lo)	dB(A)	39 / 25 / 21	42 / 28 / 21	43 / 32 / 29	44 / 37 / 30	47 / 38 / 35
	Heat (Hi / Lo / Q-Lo)	dB(A)	41 / 27 / 22	43 / 30 / 22	44 / 35 / 29	44 / 37 / 30	47 / 38 / 35
Dimension	H x W x D	mm	295 x 919 x 194	295 x 919 x 194	302 x 1120 x 236	302 x 1120 x 236	302 x 1120 x 236
Net weight		kg	9	10	12	12	13
Outdoor unit			**CU-Z25TKEA**	**CU-Z35TKEA**	**CU-Z42TKEA**	**CU-Z50TKEA**	**CU-Z71TKEA**
Sound pressure [4]	Cool / Heat (Hi)	dB(A)	46 / 48	48 / 50	48 / 50	48 / 50	52 / 54
Dimension [5]	H x W x D	mm	619 x 824 x 299	619 x 824 x 299	619 x 824 x 299	695 x 875 x 320	695 x 875 x 320
Net weight		kg	37	38	38	43	49
Pipe diameter	Liquid pipe	Inch (mm)	1/4 (6.35)	1/4 (6.35)	1/4 (6.35)	1/4 (6.35)	1/4 (6.35)
	Gas pipe	Inch (mm)	3/8 (9.52)	3/8 (9.52)	1/2 (12.70)	1/2 (12.70)	5/8 (15.88)
Pipe length range		m	3 ~ 20	3 ~ 20	3 ~ 20	3 ~ 30	3 ~ 30
Elevation difference (in/out) [6]		m	15	15	15	15	20
Pipe length for additional gas		m	7.5	7.5	7.5	7.5	10
Additional gas amount		g/m	10	10	10	15	25
Refrigerant (R32) / CO_2 Eq.		kg / T	0.96 / 0.648	1.00 / 0.675	1.08 / 0.729	1.15 / 0.776	1.32 / 0.891
Operating range	Cool Min ~ Max	°C	-20 ~ +43	-20 ~ +43	-20 ~ +43	-20 ~ +43	-20 ~ +43
	Heat Min ~ Max	°C	-15 ~ +24	-15 ~ +24	-15 ~ +24	-15 ~ +24	-15 ~ +24
Kit RRP		**£**	**1030**	**1182**	**1415**	**1492**	**2022**
Indoor unit RRP		£	334	368	472	505	697
Outdoor unit RRP		£	696	814	943	987	1325

Accessories		RRP £
CZ-TACG1*	Wi-Fi adapter for smart control via Panasonic Comfort Cloud App	**103**
CZ-CAPRA1*	RAC interface adapter for integration into P-Link	**147**
PAW-SERVER-PKEA*	PCB for installation in server rooms with security	**217**

Accessories		RRP £
PAW-WTRAY	Tray for condenser water compatible with outdoor elevation platform	**122**
PAW-GRDBSE20	Outdoor base ground support for noise and vibration absorption	**112**
PAW-GRDSTD40	Outdoor elevation platform 400 x 900 x 400 mm	**112**

1) EER and COP calculation is based in accordance to EN14511. 2) Energy Label Scale from A+++ to D. 3) The annual energy consumption is calculated in accordance to EU/626/2011. 4) The sound pressure of the indoor unit shows the value measured of a position 1 m in front of the main body and 0,8 m below the unit. For outdoor unit 1 m in front and 1 m in rear side of main body. The sound pressure is measured in accordance with JIS C 9612. Q-Lo: Quiet mode. Lo: The lowest set fan speed. 5) Add 70 mm for piping port. 6) When installing the outdoor unit at a higher position than the indoor unit.
* Only one of these can be used at a time.

SEER and SCOP: For KIT-Z25-TKEA. SUPER QUIET: For KIT-Z25-TKEA. INTERNET CONTROL: Optional.



Floor console Inverter+ • R32

- nanoe™ X technology to improve protection 24/7 (nanoe X Generator Mark 1)
- Stylish Sky remote controller
- A breakthrough design that integrates perfectly with the most modern environments
- High energy efficiency class A++ SEER and A++ SCOP
- Optional internet and voice control

Kit			KIT-Z25-UFE	KIT-Z35-UFE	KIT-Z50-UFE
Cooling capacity	Nominal (Min - Max)	kW	2.50 (0.85 - 3.40)	3.50 (0.85 - 3.80)	5.00 (0.90 - 5.70)
UK Cooling	(Total - Sensible)	kW	2.36 - 2.19	3.31 - 2.84	4.73 - 3.48
EER [1]	Nominal (Min - Max)	W/W	4.81 (3.54 - 3.78)	4.07 (3.54 - 3.73)	3.60 (3.53 - 3.15)
SEER [2]			**7.90 A++**	**8.10 A++**	**6.70 A++**
Pdesign (cooling)		kW	2.50	3.50	5.00
Input power cooling	Nominal (Min - Max)	kW	0.52 (0.24 - 0.90)	0.86 (0.24 - 1.02)	1.39 (0.26 - 1.81)
Annual energy consumption [3]		kWh/a	111	151	261
Heating capacity	Nominal (Min - Max)	kW	3.40 (0.85 - 5.00)	4.30 (0.85 - 6.00)	5.80 (0.90 - 8.10)
UK Heating	(Total - Sensible)	kW	3.46	4.13	5.68
Heating capacity at -7 °C		kW	2.88	3.37	5.03
COP [1]	Nominal (Min - Max)	W/W	4.47 (3.54 - 3.70)	3.98 (3.54 - 3.43)	3.74 (3.46 - 3.12)
SCOP [2]			**4.60 A++**	**4.60 A++**	**4.30 A+**
Pdesign at -10 °C		kW	2.70	3.20	4.40
Input power heating	Nominal (Min - Max)	kW	0.76 (0.24 - 1.35)	1.08 (0.24 - 1.75)	1.55 (0.26 - 2.60)
Annual energy consumption [3]		kWh/a	822	974	1433
Indoor unit			**CS-Z25UFEAW**	**CS-Z35UFEAW**	**CS-Z50UFEAW**
Air flow	Cool / Heat	m³/min	9.6 / 9.9	9.9 / 10.1	11.6 / 13.2
Moisture removal volume		L/h	1.5	2.0	2.8
Sound pressure [4]	Cool (Hi / Lo / Q-Lo)	dB(A)	38 / 25 / 20	39 / 26 / 20	44 / 31 / 27
	Heat (Hi / Lo / Q-Lo)	dB(A)	38 / 25 / 19	39 / 26 / 19	46 / 33 / 29
Dimension	H x W x D	mm	600 x 750 x 207	600 x 750 x 207	600 x 750 x 207
Net weight		kg	13	13	13
nanoe X Generator			Mark 1	Mark 1	Mark 1
Outdoor unit			**CU-Z25UBEA**	**CU-Z35UBEA**	**CU-Z50UBEA**
Power source		V	230	230	230
Suggested fuse		A	10	10	16
Connection indoor / outdoor		mm²	—	—	—
Air flow	Cool / Heat	m³/min	28.7 / 27.2	34.3 / 33.5	39.7 / 38.6
Sound pressure [4]	Cool / Heat (Hi)	dB(A)	46 / 47	48 / 48	48 / 48
Dimension [5]	H x W x D	mm	542 x 780 x 289	619 x 824 x 299	695 x 875 x 320
Net weight		kg	33	35	43
Pipe diameter	Liquid pipe	Inch (mm)	1/4 (6.35)	1/4 (6.35)	1/4 (6.35)
	Gas pipe	Inch (mm)	3/8 (9.52)	3/8 (9.52)	1/2 (12.70)
Pipe length range		m	3 ~ 20	3 ~ 20	3 ~ 30
Elevation difference (in/out) [6]		m	15	15	20
Pipe length for additional gas		m	7.5	7.5	7.5
Additional gas amount		g/m	10	10	15
Refrigerant (R32) / CO_2 Eq.		kg / T	0.88 / 0.594	0.93 / 0.628	1.13 / 0.763
Operating range	Cool Min ~ Max	°C	-10 ~ +43	-10 ~ +43	-10 ~ +43
	Heat Min ~ Max	°C	-15 ~ +24	-15 ~ +24	-15 ~ +24
Kit RRP		**£**	**1314**	**1417**	**1721**
Indoor unit RRP		£	680	738	873
Outdoor unit RRP		£	634	679	848

Accessories		RRP £
CZ-TACG1	Wi-Fi adapter for smart control via Panasonic Comfort Cloud App	**103**
CZ-CAPRA1	RAC interface adapter for integration into P-Link	**147**

Accessories		RRP £
CZ-RD514C	Wired remote controller for wall-mounted and floor console	**111**

1) EER and COP calculation is based in accordance to EN14511. 2) Energy Label Scale from A+++ to D. 3) The annual energy consumption is calculated in accordance to EU/626/2011. 4) The sound pressure of the units shows the value measured of a position 1 m in front of the main body and 1 m above floor. The sound pressure is measured in accordance with JIS C 9612. Q-Lo: Quiet mode. Lo: The lowest set fan speed. 5) Add 70 mm for piping port. 6) When installing the outdoor unit at a higher position than the indoor unit.

SEER and SCOP: For KIT-Z35-UFE. SUPER QUIET: For KIT-Z25-UFE and KIT-Z35-UFE. INTERNET CONTROL: Optional. iF DESIGN AWARD 2019: Floor console awarded with the prestigious IF Design Award 2019.

Rating Conditions: Cooling Indoor 27 °C DB / 19 °C WB. Cooling Outdoor 35 °C DB / 24 °C WB. Heating Indoor 20 °C DB. Heating Outdoor 7 °C DB / 6 °C WB. (DB: Dry Bulb; WB: Wet Bulb).
Specifications subject to change without notice. For detailed information about ErP / Energy Labelling, please visit our websites www.aircon.panasonic.eu or www.ptc.panasonic.eu.



MORE 4 WAY 60x60 CASSETTES IN PACi SECTION

RAL9010 panel for 4 way 60x60 cassette.
CZ-BT20EW

4 Way 60x60 cassette Inverter • R32

- Cassettes can be controlled by KNX and Modbus
- Designed for easy installation in the standard european 60x60 ceiling grid
- Ultra compact outdoor units for easy installation
- High pressure selector in case of high ceilings (higher than 2,7 m)
- Drain pump included (maximum 750 mm high)
- Air fresh entry available on the cassette

Kit*			**KIT-Z25-UB4**	**KIT-Z35-UB4**	**KIT-Z50-UB4**	**KIT-Z60-UB4**
Cooling capacity	Nominal (Min - Max)	kW	2.50 (0.85 - 3.20)	3.50 (0.85 - 4.00)	5.00 (0.90 - 5.80)	6.00 (0.90 - 6.35)
UK Cooling	(Total - Sensible)	kW	2.41 - 2.32	3.26 - 2.67	4.70 - 3.35	5.58 - 3.78
EER [1]	Nominal (Min - Max)	W/W	4.55 (3.54 - 3.90)	3.89 (3.54 - 3.39)	3.25 (3.53 - 3.09)	2.93 (3.53 - 2.89)
SEER [2]			**6.30 A++**	**6.50 A++**	**6.40 A++**	**6.20 A++**
Pdesign (cooling)		kW	2.50	3.50	5.00	6.00
Input power cooling	Nominal (Min - Max)	kW	0.55 (0.24 - 0.82)	0.90 (0.24 - 1.18)	1.54 (0.26 - 1.88)	2.05 (0.26 - 2.20)
Annual energy consumption [3]		kWh/a	139	188	273	339
Heating capacity	Nominal (Min - Max)	kW	3.20 (0.85 - 4.80)	4.50 (0.85 - 5.60)	5.60 (0.90 - 7.10)	7.00 (0.90 - 8.00)
UK Heating	(Total - Sensible)	kW	3.35	3.91	4.98	5.64
Heating capacity at -7 °C		kW	2.88	3.37	4.40	5.10
COP [1]	Nominal (Min - Max)	W/W	4.05 (3.70 - 3.64)	3.31 (3.70 - 3.20)	3.03 (3.46 - 2.95)	2.92 (3.46 - 2.91)
SCOP [2]			**4.30 A+**	**4.20 A+**	**4.30 A+**	**4.20 A+**
Pdesign at -10 °C		kW	2.70	3.00	3.80	4.00
Input power heating	Nominal (Min - Max)	kW	0.79 (0.23 - 1.32)	1.36 (0.23 - 1.75)	1.85 (0.26 - 2.41)	2.40 (0.26 - 2.75)
Annual energy consumption [3]		kWh/a	879	1000	1237	1333
Indoor unit			**CS-Z25UB4EAW**	**CS-Z35UB4EAW**	**CS-Z50UB4EAW**	**CS-Z60UB4EAW**
Panel			**CZ-BT20EW**	**CZ-BT20EW**	**CZ-BT20EW**	**CZ-BT20EW**
Air flow	Cool / Heat	m³/min	10.5 / 10.8	10.5 / 10.8	11.5 / 11.8	12.4 / 13.5
Moisture removal volume		L/h	1.5	2.0	2.8	3.3
Sound pressure [4]	Cool (Hi / Lo / Q-Lo)	dB(A)	34 / 25 / 22	34 / 26 / 23	37 / 28 / 25	42 / 32 / 29
	Heat (Hi / Lo / Q-Lo)	dB(A)	35 / 28 / 25	35 / 28 / 25	38 / 29 / 26	43 / 32 / 29
Dimension (H x W x D)	Indoor	mm	260 x 575 x 575	260 x 575 x 575	260 x 575 x 575	260 x 575 x 575
	Panel	mm	51 x 700 x 700	51 x 700 x 700	51 x 700 x 700	51 x 700 x 700
Net weight	Indoor / Panel	kg	18 / 2.5	18 / 2.5	18 / 2.5	18 / 2.5
Outdoor unit			**CU-Z25UBEA**	**CU-Z35UBEA**	**CU-Z50UBEA**	**CU-Z60UBEA**
Power source		V	230	230	230	230
Suggested fuse		A	10	10	13	16
Connection indoor / outdoor		mm²	—	—	—	—
Air flow	Cool / Heat	m³/min	28.7 / 27.2	34.3 / 33.5	39.7 / 38.6	42.6 / 41.5
Sound pressure [4]	Cool / Heat (Hi)	dB(A)	46 / 47	48 / 48	48 / 48	49 / 50
Dimension [5]	H x W x D	mm	542 x 780 x 289	619 x 824 x 299	695 x 875 x 320	695 x 875 x 320
Net weight		kg	33	35	43	43
Pipe diameter	Liquid pipe	Inch (mm)	1/4 (6.35)	1/4 (6.35)	1/4 (6.35)	1/4 (6.35)
	Gas pipe	Inch (mm)	3/8 (9.52)	3/8 (9.52)	1/2 (12.70)	1/2 (12.70)
Pipe length range		m	3 ~ 20	3 ~ 20	3 ~ 30	3 ~ 30
Elevation difference (in/out) [6]		m	15	15	20	20
Pipe length for additional gas		m	7.5	7.5	7.5	7.5
Additional gas amount		g/m	10	10	15	15
Refrigerant (R32) / CO_2 Eq.		kg / T	0.88 / 0.594	0.93 / 0.628	1.13 / 0.763	1.13 / 0.763
Operating range	Cool Min ~ Max	°C	-10 ~ +43	-10 ~ +43	-10 ~ +43	-10 ~ +43
	Heat Min ~ Max	°C	-15 ~ +24	-15 ~ +24	-15 ~ +24	-15 ~ +24
Kit RRP (includes panel CZ-BT20EW)		**£**	**1310**	**1454**	**1838**	**2053**
Indoor unit RRP		£	521	620	835	907
Outdoor unit RRP		£	634	679	848	991

Accessories		**RRP £**
CZ-TACG1	Wi-Fi adapter for smart control via Panasonic Comfort Cloud App	**103**

Accessories		**RRP £**
CZ-CAPRA1	RAC interface adapter for integration into P-Link	**147**
CZ-RD52CP	Wired remote controller for cassette	**98**

1) EER and COP calculation is based in accordance to EN14511. 2) Energy Label Scale from A+++ to D. 3) The annual energy consumption is calculated in accordance to EU/626/2011. 4) The sound pressure of the indoor unit shows the value measured of a position 1,5 m below the unit. For outdoor unit 1 m in front and 1 m in rear side of main body. The sound pressure is measured in accordance with JIS C 9612. Q-Lo: Quiet mode. Lo: The lowest set fan speed. 5) Add 70 mm for piping port. 6) When installing the outdoor unit at a higher position than the indoor unit. * This product will be discontinued in Autumn 2021.

SEER and SCOP: For KIT-Z35-UB4. SUPER QUIET: For KIT-Z25-UB4. INTERNET CONTROL: Optional.



MORE DUCT TYPE SOLUTIONS IN PACi SECTION

Optional wireless control kit.
CZ-RL511D

Low static pressure hide-away Inverter • R32

- Duct type can be controlled by KNX and Modbus
- Eco mode for 20 % energy saving
- Extremely compact indoor units without losing static pressure (only 200 mm high)
- Weekly timer, 42 settings per week
- Easy check mode for failure detection
- Drain pump included

Kit			**KIT-Z25-UD3**	**KIT-Z35-UD3**	**KIT-Z50-UD3**	**KIT-Z60-UD3**
Cooling capacity	Nominal (Min - Max)	kW	2.50 (0.85 - 3.20)	3.50 (0.85 - 4.00)	5.10 (0.90 - 5.70)	6.00 (0.90 - 6.50)
UK Cooling	(Total - Sensible)	kW	2.30 - 2.29	3.09 - 2.77	3.63 - 2.92	4.25 - 3.42
EER [1]	Nominal (Min - Max)	W/W	4.31 (3.54 - 3.76)	3.85 (3.54 - 3.36)	3.27 (3.53 - 3.20)	2.94 (3.53 - 2.83)
SEER [2]			**5.90 A+**	**5.80 A+**	**5.90 A+**	**5.60 A+**
Pdesign (cooling)		kW	2.50	3.50	5.10	6.00
Input power cooling	Nominal (Min - Max)	kW	0.58 (0.24 - 0.85)	0.91 (0.24 - 1.19)	1.56 (0.26 - 1.78)	2.04 (0.26 - 2.30)
Annual energy consumption [3]		kWh/a	148	211	303	375
Heating capacity	Nominal (Min - Max)	kW	3.20 (0.85 - 4.60)	4.20 (0.85 - 5.10)	6.10 (0.90 - 7.20)	7.00 (0.90 - 8.00)
UK Heating	(Total - Sensible)	kW	3.17	3.54	5.06	5.64
Heating capacity at -7 °C		kW	2.60	3.00	4.50	5.10
COP [1]	Nominal (Min - Max)	W/W	4.00 (3.70 - 3.68)	3.82 (3.70 - 3.59)	3.35 (3.46 - 3.27)	3.24 (3.46 - 3.08)
SCOP [2]			**4.20 A+**	**4.10 A+**	**4.10 A+**	**4.10 A+**
Pdesign at -10 °C		kW	2.60	2.80	4.00	4.60
Input power heating	Nominal (Min - Max)	kW	0.80 (0.23 - 1.25)	1.10 (0.23 - 1.42)	1.82 (0.26 - 2.20)	2.16 (0.26 - 2.60)
Annual energy consumption [3]		kWh/a	867	956	1366	1571
Indoor unit			**CS-Z25UD3EAW**	**CS-Z35UD3EAW**	**CS-Z50UD3EAW**	**CS-Z60UD3EAW**
External static pressure [4]	Min - Max	Pa	15 - 45	15 - 45	15 - 50	15 - 50
Air flow	Cool / Heat	m³/min	10.5 / 10.5	11.2 / 11.2	15.3 / 15.3	15.7 / 15.7
Moisture removal volume		L/h	1.5	2.0	2.8	3.3
Sound pressure [5]	Cool (Hi / Lo / Q-Lo)	dB(A)	33 / 27 / 24	33 / 27 / 24	39 / 29 / 26	41 / 30 / 27
	Heat (Hi / Lo / Q-Lo)	dB(A)	35 / 27 / 24	35 / 27 / 24	39 / 30 / 27	41 / 32 / 29
Dimension	H x W x D	mm	200 x 750 x 640	200 x 750 x 640	200 x 750 x 640	200 x 750 x 640
Net weight		kg	19	19	19	19
Outdoor unit			**CU-Z25UBEA**	**CU-Z35UBEA**	**CU-Z50UBEA**	**CU-Z60UBEA**
Power source		V	230	230	230	230
Suggested fuse		A	10	10	13	16
Connection indoor / outdoor		mm²	4 x 1.5 ~ 2.5	4 x 1.5 ~ 2.5	4 x 1.5 ~ 2.5	—
Air flow	Cool / Heat	m³/min	28.7 / 27.2	34.3 / 33.5	39.7 / 38.6	42.6 / 41.5
Sound pressure [5]	Cool / Heat (Hi)	dB(A)	46 / 47	48 / 48	48 / 48	49 / 50
Dimension [6]	H x W x D	mm	542 x 780 x 289	619 x 824 x 299	695 x 875 x 320	695 x 875 x 320
Net weight		kg	33	35	43	43
Pipe diameter	Liquid pipe	Inch (mm)	1/4 (6.35)	1/4 (6.35)	1/4 (6.35)	1/4 (6.35)
	Gas pipe	Inch (mm)	3/8 (9.52)	3/8 (9.52)	1/2 (12.70)	1/2 (12.70)
Pipe length range		m	3 ~ 20	3 ~ 20	3 ~ 30	3 ~ 30
Elevation difference (in/out) [7]		m	15	15	20	20
Pipe length for additional gas		m	7.5	7.5	7.5	7.5
Additional gas amount		g/m	10	10	15	15
Refrigerant (R32) / CO_2 Eq.		kg / T	0.88 / 0.594	0.93 / 0.628	1.13 / 0.763	1.13 / 0.763
Operating range	Cool Min ~ Max	°C	-10 ~ +43	-10 ~ +43	-10 ~ +43	-10 ~ +43
	Heat Min ~ Max	°C	-15 ~ +24	-15 ~ +24	-15 ~ +24	-15 ~ +24
Kit RRP		**£**	**1307**	**1383**	**1784**	**1968**
Indoor unit RRP		£	673	704	936	977
Outdoor unit RRP		£	634	679	848	991

Accessories		**RRP £**
CZ-TACG1	Wi-Fi adapter for smart control via Panasonic Comfort Cloud App	**103**

Accessories		**RRP £**
CZ-CAPRA1	RAC interface adapter for integration into P-Link	**147**
CZ-RL511D	Optional wireless control kit	**95**

1) EER and COP calculation is based in accordance to EN14511. 2) Energy Label Scale from A+++ to D. 3) The annual energy consumption is calculated in accordance to EU/626/2011. 4) The specification listed on the table indicates values under the condition of 25Pa (2,5 mmAq) which are applied for factory default setting. Change switch on PCB from Hi to S-Hi to have more than 6,0 mmAq. 5) The sound pressure of the indoor unit shows the value measured of a position of 1,5 m below the unit with 1 m duct on the suction side and 2 m duct on the discharge side. For outdoor unit 1 m in front and 1 m in rear side of main body. The sound pressure is measured in accordance with JIS C 9612. 6) Add 100 mm for indoor unit or 70 mm for outdoor unit for piping port. 7) When installing the outdoor unit at a higher position than the indoor unit.

R32 | A+ 5,90 SEER | A+ 4,20 SCOP | INVERTER | R2 ROTARY COMPRESSOR | STATIC PRESSURE UP TO 7 mmAq | -10°C COOLING MODE | -15°C HEATING MODE | FILTER INCLUDED | R22 R410A → R32 R22/R410A RENEWAL | INTEGRATION TO P-LINK | OPTIONAL WI-FI | BMS CONNECTIVITY

SEER and SCOP: For KIT-Z25-UD3. INTERNET CONTROL: Optional.

Rating Conditions: Cooling Indoor 27 °C DB / 19 °C WB. Cooling Outdoor 35 °C DB / 24 °C WB. Heating Indoor 20 °C DB. Heating Outdoor 7 °C DB / 6 °C WB. (DB: Dry Bulb; WB: Wet Bulb).
Specifications subject to change without notice. For detailed information about ErP / Energy Labelling, please visit our websites www.aircon.panasonic.eu or www.ptc.panasonic.eu.

Multi Split and Free Multi System

If air conditioning requirements exceed the ambit of a single room, Panasonic offers an extensive range of possibilities with up to 5 indoor units connected to a single outdoor unit.

Panasonic offers widest range in Multi Split systems

Two different ranges of Multi split outdoor units. to meet the needs of your project. From 3.5 to 9.0 kW. up to 5 indoor units connectable to a single outdoor unit.

Free Multi Z	Multi wall-mounted TZ super-compact
Full flexibility up to 9.0 kW and up to 5 ports with wide range of indoor units including high performance Etherea indoor units. reaching up to A+++ / A++	From 4.1 to 5.2 kW for TZ super-compact unit. reaches A++ / A+

				Indoor units				
Line up	**Capacities**	**Indoor unit ports**	**Efficiency up to**	**Etherea**	**TZ super-compact**	**Floor console**	**Cassette**	**Hide-away**
Multi Z	8 units (3.5 ~ 9.0 kW)	2~5	**A+++ / A++**	Yes	Yes	Yes	Yes	Yes
Multi TZ	3 units (4.1 ~ 5.2 kW)	2~3	**A++ / A+**		Yes			

Multi Split solutions

Day and Night	Simultaneous
Ideal for 2 day and night areas. Simultaneous use possible.	When indoor units are most time working at same time.

Why a Multi Split is better than several separate split units

Up to 5 indoor units with a single outdoor unit.
- Just one compact outdoor unit
- Increased comfort in the house since every room has its own indoor unit for heating or cooling
- Much more powerful than a single split
- More efficient since the units are always operating at full capacity
- You can connect all types of indoor units, such as wall types and consoles, depending on what suits your house best

Solution with single split.
One indoor unit is connected to one outdoor unit. The indoor unit is placed in the main hallway and heats the entire house. Certain rooms may not be perfectly heated, which causes inadequate comfort.

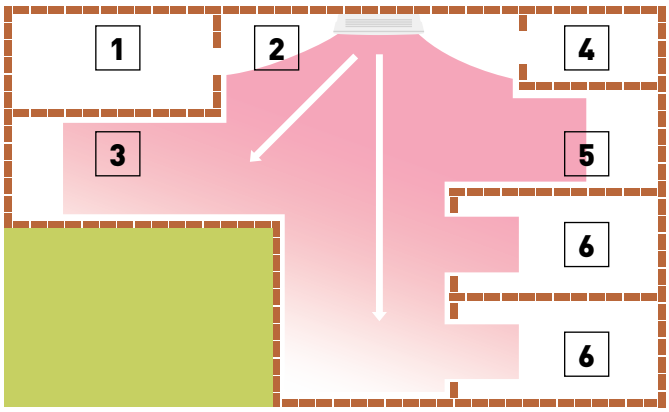

Solution with Multi Split.
With one outdoor unit, you can connect up to five indoor units. There is one indoor unit per room or area. It gives an extreme increase in comfort levels. On the roof, there is only one outdoor unit.

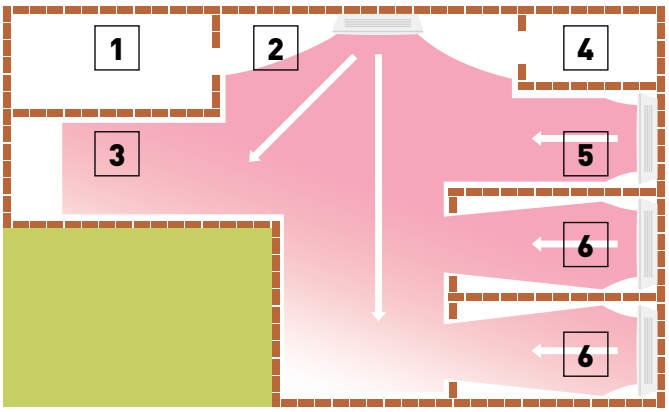

1. Laundry room. 2. Entrance. 3. Kitchen/dining area. 4. Bathroom. 5. Living room. 6. Bedroom.

R32 | INVERTER+ | R2 ROTARY COMPRESSOR | -15°C HEATING MODE | R22/R410A RENEWAL

Outdoor unit Free Multi System Z • R32

Indoor nominal capacity (Min - Max)			3.2 ~ 6.0 kW	3.2 ~ 6.0 kW	3.2 ~ 7.7 kW	4.5 ~ 9.5 kW	4.5 ~ 11.2 kW	4.5 ~ 11.5 kW	4.5 ~ 14.7 kW	4.5 ~ 18.3 kW
Unit			**CU-2Z35TBE**	**CU-2Z41TBE**	**CU-2Z50TBE**	**CU-3Z52TBE**	**CU-3Z68TBE**	**CU-4Z68TBE**	**CU-4Z80TBE**	**CU-5Z90TBE**
Cooling capacity	Nom. (Min - Max)	kW	3.50 (1.50 - 4.50)	4.10 (1.50 - 5.20)	5.00 (1.50 - 5.40)	5.20 (1.80 - 7.30)	6.80 (1.90 - 8.00)	6.80 (1.90 - 8.80)	8.00 (3.00 - 9.20)	9.00 (2.90 - 11.50)
EER [1]	Nom. (Min - Max)	W/W	4.86 (6.00 - 4.09)	4.56 (6.00 - 3.80)	4.24 (6.00 - 3.62)	4.77	3.66 (7.04 - 3.38)	4.39 (5.59 - 3.56)	4.04 (5.66 - 3.21)	4.09 (5.27 - 2.98)
SEER [2]			**8.50 A+++**	**8.50 A+++**	**8.50 A+++**	**8.50 A+++**	**8.00 A++**	**8.00 A++**	**7.90 A++**	**8.50 A+++**
Pdesign (cooling)		kW	3.50	4.10	5.00	5.20	6.80	6.80	8.00	9.00
Input power cooling	Nom. (Min - Max)	kW	0.72 (0.25 - 1.10)	0.90 (0.25 - 1.37)	1.18 (0.25 - 1.49)	1.09 (0.36 - 2.18)	1.86 (0.27 - 2.37)	1.55 (0.34 - 2.47)	1.98 (0.53 - 2.87)	2.20 (0.55 - 3.86)
Annual energy consumption [3]		kWh/a	144	169	206	214	298	298	990	1100
Heating capacity	Nom. (Min - Max)	kW	4.20 (1.10 - 5.60)	4.60 (1.10 - 7.00)	5.60 (1.10 - 7.20)	6.80 (1.60 - 8.30)	8.50 (3.30 - 10.40)	8.50 (3.00 - 10.60)	9.40 (4.20 - 10.60)	10.40 (3.40 - 14.50)
Heating capacity at -7 °C		kW	—	—	—	3.95	4.45	4.45	—	—
COP [1]	Nom. (Min - Max)	W/W	4.88 (5.24 - 4.18)	4.79 (5.24 - 3.91)	4.63 (5.24 - 4.00)	4.63 (5.00 - 3.82)	3.95 (5.32 - 3.64)	4.47 (5.17 - 3.96)	4.63 (6.00 - 3.46)	4.84 (6.42 - 3.42)
SCOP [2]			**4.60 A++**	**4.60 A++**	**4.60 A++**	**4.20 A+**	**4.20 A+**	**4.20 A+**	**4.70 A++**	**4.68 A++**
Pdesign at -10 °C		kW	3.20	3.50	4.20	5.00	5.20	5.80	6.80	8.50
Input power heating	Nom. (Min - Max)	kW	0.86 (0.21 - 1.34)	0.96 (0.21 - 1.79)	1.21 (0.21 - 1.80)	1.47 (0.32 - 2.17)	2.15 (0.62 - 2.86)	1.90 (0.58 - 2.68)	2.03 (0.70 - 3.06)	2.15 (0.53 - 4.24)
Annual energy consumption [3]		kWh/a	974	1065	1278	1667	1733	1933	2026	2543
Current	Cool / Heat	A	3.35 / 4.00	4.15 / 4.45	5.35 / 5.50	5.00 / 6.70	8.40 / 9.70	7.00 / 8.60	9.50 / 9.50	10.50 / 10.10
Power source		V	230	230	230	230	230	230	230	230
Recommended fuse		A	16	16	16	16	16	20	20	25
Recommended power cable section		mm²	2.5	2.5	2.5	2.5	2.5	2.5	2.5	3.5
Sound pressure [4]	Cool / Heat (Hi)	dB(A)	48 / 50	48 / 50	50 / 52	47 / 48	51 / 52	49 / 50	51 / 52	53 / 54
Dimension [5]	H x W x D	mm	619 x 824 x 299	619 x 824 x 299	619 x 824 x 299	795 x 875 x 320	795 x 875 x 320	795 x 875 x 320	999 x 940 x 340	999 x 940 x 340
Net weight		kg	39	39	39	71	71	72	80	81
Pipe diameter	Liquid pipe	Inch (mm)	1/4 (6.35)	1/4 (6.35)	1/4 (6.35)	1/4 (6.35)	1/4 (6.35)	1/4 (6.35)	1/4 (6.35)	1/4 (6.35)
	Gas pipe	Inch (mm)	3/8 (9.52)	3/8 (9.52)	3/8 (9.52)	3/8 (9.52)	3/8 (9.52)	3/8 (9.52)	3/8 (9.52)	3/8 (9.52)
Pipe length range total [6]		m	6 ~ 30	6 ~ 30	6 ~ 30	6 ~ 50	6 ~ 60	6 ~ 60	6 ~ 70	6 ~ 80
Pipe length range to one unit		m	3 ~ 20	3 ~ 20	3 ~ 20	3 ~ 25	3 ~ 25	3 ~ 25	3 ~ 25	3 ~ 25
Elevation difference (in/out)		m	10	10	10	15	15	15	15	15
Pipe length for additional gas		m	20	20	20	30	30	30	45	45
Additional gas amount		g/m	15	15	15	20	20	20	20	20
Refrigerant (R32) / CO_2 Eq.		kg / T	1.12 / 0.756	1.12 / 0.756	1.12 / 0.756	2.10 / 1.418	2.10 / 1.418	2.10 / 1.418	2.72 / 1.836	2.72 / 1.836
Operating range	Cool Min ~ Max	°C	-10 ~ +46	-10 ~ +46	-10 ~ +46	-10 ~ +46	-10 ~ +46	-10 ~ +46	-10 ~ +46	-10 ~ +46
	Heat Min ~ Max	°C	-15 ~ +24	-15 ~ +24	-15 ~ +24	-15 ~ +24	-15 ~ +24	-15 ~ +24	-15 ~ +24	-15 ~ +24
Outdoor unit RRP		**£**	**1,007**	**1,144**	**1,300**	**1,567**	**1,781**	**1,996**	**2,506**	**2,943**

1) EER and COP calculation is based in accordance to EN14511. 2) Energy Label Scale from A+++ to D. 3) The annual energy consumption is calculated in accordance to EU/626/2011. 4) The sound pressure of the units shows the value measured of a position 1 m in front and 1 m in rear side of the main body. The sound pressure is measured in accordance with JIS C 9612. 5) Add 70 or 95 mm for piping port. 6) Minimum piping length is 3 meters per indoor unit.

Possible outdoor / indoor units combinations • R32

Rooms	Model	Indoor capacity connected (Min - Max)	Wall-mounted Etherea								Wall-mounted TZ super-compact								Floor console*								4 Way 60x60 cassette								Low Static Pressure Hide-away							
			16	20	25	35	42	50	60	71	16	20	25	35	42	50	60	71	16	20	25	35	42	50	60	71	16	20	25	35	42	50	60	71	16	20	25	35	42	50	60	71
2	CU-2Z35TBE	3,2 ~ 6,0 kW	✔	✔	✔	✔					✔	✔	✔	✔						✔	✔	✔						✔	✔	✔						✔	✔	✔				
	CU-2Z41TBE	3,2 ~ 6,0 kW	✔	✔	✔	✔					✔	✔	✔	✔						✔	✔	✔						✔	✔	✔						✔	✔	✔				
	CU-2Z50TBE	3,2 ~ 7,7 kW	✔	✔	✔	✔	✔[1]	✔[1]			✔	✔	✔	✔	✔[1]	✔[1]				✔	✔	✔		✔[1]				✔	✔	✔		✔[1]				✔	✔	✔		✔[1]		
3	CU-3Z52TBE	4,5 ~ 9,5 kW	✔	✔	✔	✔	✔[1]	✔[1]			✔	✔	✔	✔	✔[1]	✔[1]												✔	✔	✔		✔[1]				✔	✔	✔		✔[1]		
	CU-3Z68TBE	4,5 ~ 11,2 kW	✔	✔	✔	✔	✔[1]	✔[1]			✔	✔	✔	✔	✔[1]	✔[1]	✔[1]											✔	✔	✔		✔[1]	✔[1]			✔	✔	✔		✔[1]	✔[1]	
4	CU-4Z68TBE	4,5 ~ 11,5 kW	✔	✔	✔	✔	✔[1]	✔[1]			✔	✔	✔	✔	✔[1]	✔[1]	✔[1]											✔	✔	✔		✔[1]	✔[1]			✔	✔	✔		✔[1]	✔[1]	
	CU-4Z80TBE	4,5 ~ 14,7 kW	✔	✔	✔	✔	✔[1]	✔[1]		✔[1,2]	✔	✔	✔	✔	✔[1]	✔[1]	✔[1]	✔[1]										✔	✔	✔		✔[1]	✔[1]			✔	✔	✔		✔[1]	✔[1]	
5	CU-5Z90TBE	4,5 ~ 18,3 kW	✔	✔	✔	✔	✔[1]	✔[1]		✔[1,2]	✔	✔	✔	✔	✔[1]	✔[1]	✔[1]	✔[1]										✔	✔	✔		✔[1]	✔[1]			✔	✔	✔		✔[1]	✔[1]	

1) A CZ-MA1P pipe reducer is needed on the 42 and 50, a CZ-MA2P pipe expander is needed on the 60 and 71, and CZ-MA3P pipe reducer on the 71. 2) Only for Pure White Matt model.
* Compatible only with 2 ports R32 outdoor CU-2Z35TBE / CU-2Z41TBE / CU-2Z50TBE. Minimum quantity of connection: 2 indoor units. Floor console indoor unit is compatible with R410A outdoors with 3, 4 or 5 ports: CU-3E18PBE, CU-3E23SBE, CU-4E23PBE, CU-4E27PBE and CU-5E34PBE.

Outdoor Multi combination model

		Model
CS-MZ16XKE / CS-MTZ16WKE CS-XZ20XKEW / CS-Z20XKEW / CS-TZ20WKEW / CS-MZ20UFEA / CS-MZ20UB4EA / CS-MZ20UD3EA CS-XZ25XKEW / CS-Z25XKEW / CS-TZ25WKEW / CS-Z25UFEAW / CS-Z25UB4EAW / CS-Z25UD3EAW CS-XZ35XKEW / CS-Z35XKEW / CS-TZ35WKEW / CS-Z35UFEAW / CS-Z35UB4EAW / CS-Z35UD3EAW	CU-2Z35TBE / CU-2Z41TBE / CU-2Z50TBE / CU-3Z52TBE / CU-3Z68TBE / CU-4Z68TBE / CU-4Z80TBE / CU-5Z90TBE	—
CS-Z42XKEW / CS-TZ42WKEW CS-XZ50XKEW / CS-Z50XKEW / CS-TZ50WKEW / CS-Z50UFEAW / CS-Z50UB4EAW / CS-Z50UD3EAW	CU-2Z50TBE / CU-3Z52TBE / CU-3Z68TBE / CU-4Z68TBE / CU-4Z80TBE / CU-5Z90TBE	CZ-MA1P
CS-TZ60WKEW / CS-Z60UB4EAW / CS-Z60UD3EAW	CU-3Z68TBE / CU-4Z68TBE / CU-4Z80TBE / CU-5Z90TBE	CZ-MA2P
CS-Z71XKEW / CS-TZ71WKEW	CU-4Z80TBE / CU-5Z90TBE	CZ-MA2P / CZ-MA3P*

* For CZ-MA3P necessary to use adaptor CZ-MA2P too.

CZ-MA1P is to be used to reduce the connection size on the indoor unit from 1/2" to 3/8".

CZ-MA2P is to be used to increase the connection size on the outdoor unit from 3/8" to 1/2".

CZ-MA3P is to be used to reduce the connection size on the indoor unit from 5/8" to 1/2".



NEW 2021

Optional wired remote controller.
CZ-RD514C

INTERNET CONTROL: Built-in Wi-Fi.

Wall-mounted Etherea	Indoor unit Silver	Indoor unit Pure White Matt	Cooling capacity	Heating capacity	Connection in. / out.	Sound pressure [1]	Dimension / Net weight	Piping connections	Silver RRP	White RRP
						Cool — Heat (Hi/Lo/S-Lo)	H x W x D	Liquid / Gas pipe		
			kW	kW	mm²	dB(A)	mm / kg	Inch (mm)	£	£
1.6 kW	—	CS-MZ16XKE	1.60	2.60	4 x 1.5	38/26/21 — 39/27/21	295 x 870 x 229/10	1/4 (6.35)/3/8 (9.52)	—	277
2.0 kW	CS-XZ20XKEW	CS-Z20XKEW	2.00	3.20	4 x 1.5	39/26/21 — 40/27/21	295 x 870 x 229/10	1/4 (6.35)/3/8 (9.52)	317	292
2.5 kW	CS-XZ25XKEW	CS-Z25XKEW	2.50	3.60	4 x 1.5	41/27/21 — 43/29/21	295 x 870 x 229/10	1/4 (6.35)/3/8 (9.52)	385	358
3.5 kW	CS-XZ35XKEW	CS-Z35XKEW	3.20	4.50	4 x 1.5	44/30/21 — 45/35/21	295 x 870 x 229/11	1/4 (6.35)/3/8 (9.52)	438	399
4.2 kW	—	CS-Z42XKEW	4.00	5.60	4 x 1.5	44/33/27 — 45/37/31	295 x 870 x 229/10	1/4 (6.35)/1/2 (12.70)	—	426
5.0 kW	CS-XZ50XKEW	CS-Z50XKEW	5.00	6.80	4 x 1.5	44/39/32 — 46/39/32	295 x 1040 x 244/12	1/4 (6.35)/1/2 (12.70)	714	571
7.1 kW	—	CS-Z71XKEW	7.10	8.60	—	49/40/32 — 49/40/32	295 x 1040 x 244/13	1/4 (6.35)/5/8 (15.88)	—	900

Indicativa

Optional wired remote controller.
CZ-RD514C

INTERNET CONTROL: Built-in Wi-Fi.

Wall-mounted TZ super-compact	Indoor unit	Cooling capacity	Heating capacity	Connection in. / out.	Sound pressure [1]	Dimension / Net weight	Piping connections	RRP
					Cool — Heat (Hi/Lo/S-Lo)	H x W x D	Liquid / Gas pipe	
		kW	kW	mm²	dB(A)	mm / kg	Inch (mm)	£
1.6 kW*	CS-MTZ16WKE	1.60	2.60	4 x 1.5	38/27/22 — 39/28/24	290 x 779 x 209/8	1/4 (6.35)/3/8 (9.52)	267
2.0 kW	CS-TZ20WKEW	2.00	2.70	4 x 1.5	37/25/20 — 38/26/22	290 x 779 x 209/8	1/4 (6.35)/3/8 (9.52)	296
2.5 kW	CS-TZ25WKEW	2.50	3.30	4 x 1.5	40/26/20 — 40/27/22	290 x 779 x 209/8	1/4 (6.35)/3/8 (9.52)	331
3.5 kW [2]	CS-TZ35WKEW	3.50	4.00	4 x 1.5	42/30/20 — 42/33/22	290 x 779 x 209/8	1/4 (6.35)/3/8 (9.52)	368
4.2 kW	CS-TZ42WKEW	4.20	5.00	4 x 1.5	44/31/29 — 44/35/34	290 x 779 x 209/8	1/4 (6.35)/1/2 (12.70)	419
5.0 kW	CS-TZ50WKEW	5.00	5.80	4 x 2.5	44/37/33 — 44/37/33	290 x 779 x 209/8	1/4 (6.35)/1/2 (12.70)	458
6.0 kW	CS-TZ60WKEW	6.00	7.00	4 x 2.5	45/37/34 — 45/37/34	302 x 1102 x 244/13	1/4 (6.35)/1/2 (12.70)	657
7.1 kW	CS-TZ71WKEW	7.10	8.60	4 x 2.5	47/38/35 — 47/38/35	302 x 1102 x 244/13	1/4 (6.35)/5/8 (15.88)	762

Optional wired remote controller.
CZ-RD514C

INTERNET CONTROL: Optional.

Floor Console [3]	Indoor unit	Cooling capacity	Heating capacity	Connection in. / out.	Sound pressure [4]	Dimension / Net weight	Piping connections	RRP
					Cool — Heat (Hi/Lo/S-Lo)	H x W x D	Liquid / Gas pipe	
		kW	kW	mm²	dB(A)	mm / kg	Inch (mm)	£
2.0 kW	CS-MZ20UFEA	2.00	3.20	4 x 1.5	39/27/22 — 39/27/21	600 x 750 x 207/13	1/4 (6.35)/3/8 (9.52)	545
2.5 kW	CS-Z25UFEAW	2.50	3.60	4 x 1.5	40/27/22 — 40/27/21	600 x 750 x 207/13	1/4 (6.35)/3/8 (9.52)	680
3.5 kW [2]	CS-Z35UFEAW	3.50	4.50	4 x 1.5	41/28/22 — 41/28/21	600 x 750 x 207/13	1/4 (6.35)/3/8 (9.52)	738
5.0 kW	CS-Z50UFEAW	5.00	5.30	4 x 1.5	44/33/29 — 48/35/31	600 x 750 x 207/13	1/4 (6.35)/1/2 (12.70)	873

RAL9010 panel for 4 way 60x60 cassette (sold separately).
CZ-BT20EW

Optional wired remote controller.
CZ-RD52CP

INTERNET CONTROL and BMS CONNECTIVITY: Optional.

4 Way 60x60 cassette	Indoor unit (Panel CZ-BT20EW)	Cooling capacity	Heating capacity	Connection in. / out.	Sound pressure [6]	Dimension / Net weight		Piping connections	Indoor RRP	Panel RRP
					Cool — Heat (Hi/Lo/S-Lo)	Indoor H x W x D	Panel H x W x D	Liquid / Gas pipe		
		kW	kW	mm²	dB(A)	mm / kg	mm / kg	Inch (mm)	£	155 £
2.0 kW	CS-MZ20UB4EA	2.00	3.20	4 x 1.5	35/27/24 — 36/30/27	260x575x575/18	51 x 700 x 700/2.5	1/4 (6.35)/3/8 (9.52)	450	155
2.5 kW	CS-Z25UB4EAW	2.50	3.60	4 x 1.5	36/27/24 — 37/30/27	260x575x575/18	51 x 700 x 700/2.5	1/4 (6.35)/3/8 (9.52)	521	155
3.5 kW [2]	CS-Z35UB4EAW	3.50	4.50	4 x 1.5	36/28/25 — 37/30/27	260x575x575/18	51 x 700 x 700/2.5	1/4 (6.35)/3/8 (9.52)	620	155
5.0 kW [5]	CS-Z50UB4EAW	5.00	6.80	4 x 1.5	39/30/27 — 40/31/28	260x575x575/18	51 x 700 x 700/2.5	1/4(6.35)/1/2(12.70)	835	155
6.0 kW	CS-Z60UB4EAW	6.00	8.50	4 x 1.5	44/34/31 — 45/34/31	260x575x575/18	51 x 700 x 700/2.5	1/4(6.35)/1/2(12.70)	907	155

Optional wireless kit.
CZ-RL511D

INTERNET CONTROL and BMS CONNECTIVITY: Optional.

Low static pressure hide-away	Indoor unit	Cooling capacity	Heating capacity	Connection in. / out.	Sound pressure [7]	Dimension / Net weight	Piping connections	RRP
					Cool — Heat (Hi/Lo/S-Lo)	H x W x D	Liquid / Gas pipe	
		kW	kW	mm²	dB(A)	mm / kg	Inch (mm)	£
2.0 kW	CS-MZ20UD3EA	2.00	3.20	4 x 1.5	34/29/26 — 36/29/26	200 x 750 x 640/19	1/4 (6.35)/3/8 (9.52)	557
2.5 kW	CS-Z25UD3EAW	2.50	3.60	4 x 1.5	35/29/26 — 37/29/26	200 x 750 x 640/19	1/4 (6.35)/3/8 (9.52)	673
3.5 kW [2]	CS-Z35UD3EAW	3.50	4.50	4 x 1.5	35/29/26 — 37/29/26	200 x 750 x 640/19	1/4 (6.35)/3/8 (9.52)	704
5.0 kW [5]	CS-Z50UD3EAW	5.00	6.80	4 x 1.5	41/31/28 — 41/32/29	200 x 750 x 640/19	1/4 (6.35)/1/2 (12.70)	936
6.0 kW	CS-Z60UD3EAW	6.00	8.50	4 x 1.5	43/32/29 — 43/34/31	200 x 750 x 640/19	1/4 (6.35)/1/2 (12.70)	977

1) The sound pressure of the indoor unit shows the value measured of a position 1 m in front of the main body and 0.8 m below the unit. The sound pressure is measured in accordance with JIS C 9612. Q-Lo: Quiet mode. Lo: The lowest set fan speed. 2) The heating capacity is 4.2 kW connected to a CU-2Z35TBE. 3) Compatible only with 2 ports R32 outdoor CU-2Z35TBE / CU-2Z41TBE / CU-2Z50TBE. Minimum quantity of connection: 2 indoor units. Floor console indoor unit is compatible with R410A outdoors with 3. 4 or 5 ports: CU-3E18PBE. CU-3E23SBE. CU-4E23PBE. CU-4E27PBE and CU-5E34PBE. 4) The sound pressure of the units shows the value measured of a position 1 m in front of the main body and 1 m above floor. The sound pressure is measured in accordance with JIS C 9612. Q-Lo: Quiet mode. Lo: The lowest set fan speed. 5) The heating capacity is 5.3 kW connected to a CU-2Z50TBE. 6) The sound pressure of the indoor unit shows the value measured of a position 1.5 m below the unit. The sound pressure is measured in accordance with JIS C 9612. Q-Lo: Quiet mode. Lo: The lowest set fan speed. 7) The sound pressure of the indoor unit shows the value measured of a position of 1.5 m below the unit with 1 m duct on the suction side and 2 m duct on the discharge side. The sound pressure is measured in accordance with JIS C 9612. * Tentative data.

Rating Conditions: Cooling Indoor 27 °C DB / 19 °C WB. Cooling Outdoor 35 °C DB / 24 °C WB. Heating Indoor 20 °C DB. Heating Outdoor 7 °C DB / 6 °C WB. (DB: Dry Bulb; WB: Wet Bulb).
Specifications subject to change without notice. For detailed information about ErP / Energy Labelling, please visit our websites www.aircon.panasonic.eu or www.ptc.panasonic.eu.

R32 | INVERTER+ | R2 ROTARY COMPRESSOR | -15°C HEATING MODE | R22/R410A RENEWAL

Outdoor unit Multi Wall TZ • R32

Indoor nominal capacity (Min - Max)			3.2 ~ 6.0 kW	3.2 ~ 7.7 kW	4.5 ~ 9.5 kW
Unit			**CU-2TZ41TBE**	**CU-2TZ50TBE**	**CU-3TZ52TBE**
Cooling capacity	Nominal (Min - Max)	kW	4.10 (1.50 - 4.70)	5.00 (1.50 - 5.40)	5.20 (1.80 - 6.60)
EER [1]	Nominal (Min - Max)	W/W	4.14 (5.56 - 3.41)	3.85 (5.56 - 3.33)	4.52 (3.67 - 5.00)
SEER [2]			**7.10 A++**	**7.00 A++**	**7.60 A++**
Pdesign (cooling)		kW	4.10	5.00	5.20
Input power cooling	Nominal (Min - Max)	kW	0.99 (0.27 - 1.38)	1.30 (0.27 - 1.62)	1.15 (0.36 - 1.80)
Annual energy consumption [3]		kWh/a	202	250	239
Heating capacity	Nominal (Min - Max)	kW	4.40 (1.10 - 6.30)	5.70 (1.10 - 6.40)	6.80 (1.60 - 7.50)
Heating capacity at -7 °C		kW	—	—	—
COP [1]	Nominal (Min - Max)	W/W	4.44 (5.00 - 3.54)	4.35 (5.00 - 3.62)	4.28 (3.87 - 5.00)
SCOP [2]			**4.30 A+**	**4.20 A+**	**4.20 A+**
Pdesign at -10 °C		kW	3.50	4.50	5.00
Input power heating	Nominal (Min - Max)	kW	0.99 (0.22 - 1.78)	1.31 (0.22 - 1.77)	1.59 (0.32 - 1.94)
Annual energy consumption [3]		kWh/a	1139	1500	1667
Current	Cool / Heat	A	4.60 / 4.60	6.00 / 6.00	5.30 / 7.30
Power source		V	230	230	230
Sound pressure [4]	Cool / Heat (Hi)	dB(A)	48 / 50	50 / 52	48 / 48
Dimension [5]	H x W x D	mm	542 x 780 x 289	542 x 780 x 289	795 x 875 x 320
Net weight		kg	35	35	71
Pipe diameter	Liquid pipe	Inch (mm)	1/4 (6.35)	1/4 (6.35)	1/4 (6.35)
	Gas pipe	Inch (mm)	3/8 (9.52)	3/8 (9.52)	3/8 (9.52)
Pipe length range total		m	6 ~ 30	6 ~ 30	6 ~ 50
Pipe length range to one unit		m	3 ~ 20	3 ~ 20	3 ~ 25
Elevation difference (in/out)		m	10	10	15
Pipe length for additional gas		m	20	20	30
Additional gas amount		g/m	15	15	20
Refrigerant (R32) / CO_2 Eq.		kg / T	0.9 / 0.6075	0.9 / 0.6075	2.1 / 1.4175
Operating range	Cool Min ~ Max	°C	-10 ~ +46	-10 ~ +46	-10 ~ +46
	Heat Min ~ Max	°C	-15 ~ +24	-15 ~ +24	-15 ~ +24
Outdoor unit RRP		**£**	**1,008**	**1,146**	**1,382**

1) EER and COP calculation is based in accordance to EN14511. 2) Energy Label Scale from A+++ to D. 3) The annual energy consumption is calculated in accordance to EU/626/2011. 4) The sound pressure of the units shows the value measured of a position 1 m in front and 1 m in rear side of the main body. The sound pressure is measured in accordance with JIS C 9612. 5) Add 70 or 95 mm for piping port.

Possible outdoor / indoor units combinations • R32

Rooms	Model	Indoor capacity connected (Min - Max)	Wall-mounted TZ super-compact					
			16	20	25	35	42	50
2	CU-2TZ41TBE	3.2 ~ 6.0 kW	✔	✔	✔	✔		
	CU-2TZ50TBE	3.2 ~ 7.7 kW	✔	✔	✔	✔	✔	✔
3	CU-3TZ52TBE	4.5 ~ 9.5 kW	✔	✔	✔	✔	✔	✔

Minimum quantity of connection: 2 indoor units.

Optional wired remote controller.
CZ-RD514C

INTERNET CONTROL: Built-in Wi-Fi. | PM2.5 FILTER | 20dB(A) | AEROWINGS | BUILT-IN WI-FI | BMS CONNECTIVITY

Wall-mounted TZ super-compact	Indoor unit	Cooling capacity	Heating capacity	Connection in. / out.	Sound pressure [1]	Dimension / Net weight	Piping connections	RRP
					Cool — Heat (Hi / Lo / S-Lo)	H x W x D	Liquid / Gas pipe	
		kW	kW	mm²	dB(A)	mm / kg	Inch (mm)	£
1.6 kW*	CS-MTZ16WKE	1.60	2.60	4 x 1.5	38 / 27 / 22 — 39 / 28 / 24	290 x 779 x 209 / 8	1/4 (6.35) / 3/8 (9.52)	**267**
2.0 kW	CS-TZ20WKEW	2.00	2.70	4 x 1.5	37 / 25 / 20 — 38 / 26 / 22	290 x 779 x 209 / 8	1/4 (6.35) / 3/8 (9.52)	**296**
2.5 kW	CS-TZ25WKEW	2.50	3.30	4 x 1.5	40 / 26 / 20 — 40 / 27 / 22	290 x 779 x 209 / 8	1/4 (6.35) / 3/8 (9.52)	**331**
3.5 kW	CS-TZ35WKEW	3.50	4.00	4 x 1.5	42 / 30 / 20 — 42 / 33 / 22	290 x 779 x 209 / 8	1/4 (6.35) / 3/8 (9.52)	**368**
4.2 kW	CS-TZ42WKEW	4.20	5.00	4 x 1.5	44 / 31 / 29 — 44 / 35 / 34	290 x 779 x 209 / 8	1/4 (6.35) / 1/2 (12.70)	**419**
5.0 kW	CS-TZ50WKEW	5.00	5.80	4 x 2.5	44 / 37 / 33 — 44 / 37 / 33	290 x 779 x 209 / 8	1/4 (6.35) / 1/2 (12.70)	**458**

1) The sound pressure of the indoor unit shows the value measured of a position 1 m in front of the main body and 0.8 m below the unit. The sound pressure is measured in accordance with JIS C 9612. Q-Lo: Quiet mode. Lo: The lowest set fan speed. * Tentative data.

Compare solutions

			Indoor unit dimension	Efficiency [1]	Indoor air quality	Comfort			Connectivity
Wall-mounted Etherea	Silver / Pure White Matt	2.0 to 7.1 kW	295 x 870 x 229 (295 x 1040 x 244 wide model)	A+++ A+++	nanoeX nanoe X Generator Mark 2	-10 °C in cooling mode -15 °C in heating mode	Aerowings 2.0	19 dB(A)	**Built-in Wi-Fi**
Wall-mounted TZ super-compact	Matte white	2.0 to 7.1 kW	290 x 779 x 209 (295 x 1040 x 244 wide model)	A++ A++	PM2.5 Filter	-10 °C in cooling mode -15 °C in heating mode	Aerowings	20 dB(A)	**Built-in Wi-Fi**
Wall-mounted FZ super-compact	Matte white	2.5 to 6.0 kW	290 x 779 x 209	A++ A+	PM2.5 Filter	-10 °C in cooling mode -15 °C in heating mode	Aerowings	20 dB(A)	Optional Wi-Fi CZ-TACG1
Wall-mounted Professional -20 °C	Matte white	2.5 to 7.1 kW	295 x 919 x 194 (302 x 1120 x 236 wide model)	A+++ A+	Air filter	-20 °C in cooling mode -15 °C in heating mode	Aerowings	21 dB(A)	Optional Wi-Fi CZ-TACG1
Floor console	White	2.5 to 5.0 kW	600 x 750 x 207	A++ A++	nanoeX nanoe X Generator Mark 1	-10 °C in cooling mode -15 °C in heating mode	Double airflow	20 dB(A)	Optional Wi-Fi CZ-TACG1
4 Way 60x60 cassette		2.5 to 6.0 kW	260 x 700 x 700	A++ A+	Air filter	-10 °C in cooling mode -15 °C in heating mode	Air fresh entry	22 dB(A)	Optional Wi-Fi CZ-TACG1
Low static pressure hide-away		2.5 to 6.0 kW	200 x 750 x 640	A+ A+	Air filter	-10 °C in cooling mode -15 °C in heating mode		24 dB(A)	Optional Wi-Fi CZ-TACG1

1) Energy efficiency class in 2.5 kW references. * All data in this chart is applicable in most of the models in each line up. check product specifications to confirm.

Rating Conditions: Cooling Indoor 27 °C DB / 19 °C WB. Cooling Outdoor 35 °C DB / 24 °C WB. Heating Indoor 20 °C DB. Heating Outdoor 7 °C DB / 6 °C WB. (DB: Dry Bulb; WB: Wet Bulb).
Specifications subject to change without notice. For detailed information about ErP / Energy Labelling, please visit our websites www.aircon.panasonic.eu or www.ptc.panasonic.eu.

Control and connectivity

Panasonic offers its customers cutting-edge technology, specially designed to ensure our air conditioning systems deliver even higher performance.
You can properly manage the air conditioning and perform comprehensive monitoring and control, with all of the features the remote controller provides at home, from anywhere in the world thanks to the internet applications Panasonic has created for you.

Domestic integration to P-Link - CZ-CAPRA1

Can connect RAC range to P-Link. Full control is now possible.

Integrates any unit in big system control.
· TKEA server room integration
· Small offices with domestic indoors
· Tender for refurbishment (old system domestic and VRF in one installation)

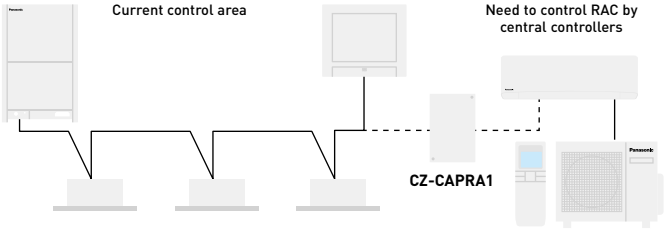

Current system for PACi / VRF. Central controller can connect to P-Link line to control units directly.

RAC units cannot connect directly to P-Link to be managed by central controllers.

It's necessary to have interface between P-Link and RAC protocol to cover basic operating items.

Basic operation items: ON/OFF, Mode select, Temperature setting, Fan speed, Flap setting, Remote control prohibit.
External input: ON/OFF control signal, Abnormal stop signal.
External output for Relay [1]: Operation status (ON/OFF), Alarm status output.

1) Because current CN-CNT connector can not provide the power for external output relay, additional Input power for external relay is necessary.

Connectivity. Control by BMS

Great flexibility for integration into your KNX, Modbus and BACnet projects allows fully bi-directional monitoring and control of all the functioning parameters.

Reference	KNX PAW-AC-KNX-1i	Modbus® PAW-AC-MBS-1	BACnet™ PAW-AC-BAC-1 [1]
Quick installation and possibility of hidden installation	✔	✔	✔
External power not required	✔	✔	✔
Direct connection to the AC indoor unit	✔ (Split or Multi Split)	✔ (Split or Multi Split)	✔
Control and monitoring of the internal variables of the indoor unit and error codes and indication	✔ Fully compatible	✔ Fully compatible	
Use the AC ambient temperature or the one measured by external sensor	✔	✔	
AC unit can be controlled simultaneously by the remote controller of the AC unit and interface devices	✔	✔	
Advanced control functions	✔	✔	
4 binary inputs. They work as standard interface binary inputs as well as being used to control the AC directly	✔	✔	
Total Control and Supervision. Real states of the AC unit's internal variables			✔

1) This interface allows a complete and natural integration of Panasonic air conditioners into either BACnet IP or MS/TP networks. Is a BTL certified device.

PAW-AC-DIO
Dry contact ON/OFF Interface. Panasonic has developed for hotels applications a dry contact PCB which works with Etherea, RE, UE and YE indoor units in order to control simply the unit centrally.
· ON/OFF signal by 3rd party BMS
· PCB connected to CN-RMT port on indoor unit PCB

Model name	Interface
CZ-TACG1	Wi-Fi adapter for smart control via Panasonic Comfort Cloud App
CZ-CAPRA1	RAC interface adapter for integration into P-Link, plus external input and alarm/status output
PAW-AC-KNX-1i	This interface can be used with all models which have a CN-CNT connector
PAW-AC-MBS-1	This interface can be used with all models which have a CN-CNT connector

Model name	Interface
PAW-AC-BAC-1	This interface can be used with all models which have a CN-CNT connector
PAW-AC-HEAT-1	Heating only PCB for Etherea, 4-Way 60x60 cassette and Low static pressure hide away
PAW-AC-DIO	This interface can be used with all models which have a CN-RMT connector
PAW-SMSCONTROL	Control of the Etherea, Flagship and Heatcharge by SMS (need additional SIM card)

Accessories and control

Connectivity

Wi-Fi adapter for smart control via Panasonic Comfort Cloud App.

CZ-TACG1 — 103 £

RAC interface adapter for integration into P-Link, plus external input and alarm/ status output.

CZ-CAPRA1 — 147 £

This interface can be used with all models which have a CN-CNT connector.

PAW-AC-KNX-1i — 325 £

This interface can be used with all models which have a CN-CNT connector.

PAW-AC-MBS-1 — 325 £

This interface can be used with all models which have a CN-CNT connector.

PAW-AC-BAC-1 — 487 £

This interface can be used with all models which have a CN-RMT connector.

PAW-AC-DIO — 163 £

Heating only PCB for Etherea, 4 way 60x60 cassette and hide-away.

PAW-AC-HEAT-1 — 147 £

Control of the Etherea, Flagship and Heatcharge by SMS (need additional SIM card).

PAW-SMSCONTROL — 255 £

Redundancy of 2 units TKEA.

PAW-SERVER-PKEA — 217 £

Individual controls

Wired remote controller for wall-mounted.

CZ-RD514C — 111 £

Wired remote controller for cassette.

CZ-RD52CP — 98 £

Infrared remote controller Sky Remote. 2 m cable length of infrared receiver for hide-away.

CZ-RL511D — 95 £

Panel

RAL9010 panel for 4 way 60x60 cassette.

CZ-BT20EW — 155 £

Pipe reducer

Is to be used to reduce the connection size on the indoor unit from 1/2" to 3/8".

CZ-MA1P — 16 £

Is to be used to increase the connection size on the outdoor unit from 3/8" to 1/2".

CZ-MA2P — 22 £

Is to be used to reduce the connection size on the indoor unit from 5/8" to 1/2".

CZ-MA3P — 27 £

PACi

Panasonic Commercial air to air

Here are some of your new air conditioner's major features.
Panasonic has developed an impressive range of highly efficient Commercial Air Conditioners. This range confirms our commitment to the environment, with our highly efficient inverter compressor technology to optimise performance.

PACi outdoor units. Energy saving concept → 38
Bringing nature's balance indoors → 40
New Adaptive ducted unit - PF3 → 41
CONEX. New devices and apps → 42
Commercial Wi-Fi Adaptor → 43
Low Temperature Applications → 44

Commercial units PACi NX R32 range → 46
Standard - Elite wall-mounted • R32 → 48 - 51
Standard - Elite 4 way 90x90 cassette • R32 → 52 - 55
Standard - Elite ceiling • R32 → 56 - 59
Standard - Elite adaptive ducted unit • R32 → 60 - 63

Commercial units PACi R32 range → 64
Standard - Elite wall-mounted • R32 → 66 - 69
Standard - Elite 4 way 60x60 cassette • R32 → 70 - 71
Standard - Elite 4 way 90x90 cassette • R32 → 72 - 75
Standard - Elite ceiling • R32 → 76 - 79
Standard - Elite adaptive ducted unit • R32 → 80 - 83
High static pressure hide-away 20.0-25.0 kW • R32 → 84

Commercial PACi and PACi NX Multi → 86
Single, twin, triple and double-twin system • R32 → 88

Hydronic PACi
PRO-HT Tank DHW → 92
PRO-HT Tank heating and cooling → 93
PACi with water heat exchanger · R32 → 94

Other commercial
Solutions for server rooms → 96
Panasonic ventilation solutions → 98
Accessories and control → 100

PACi outdoor units. Energy saving concept

Product quality and safety. All Panasonic air conditioners undergo strict quality and safety tests before sale. This rigorous process includes obtaining all necessary safety approvals, to ensure that all air conditioners we sell are not only built to the highest market standards, but are also completely safe.

Professional air conditioners with R32 refrigerant

Panasonic recommends R32, with Global Warming Potential (GWP). Compared to R22 and R410A, R32 has a very low potential impact on global warming.
Panasonic takes action for the environment. In line with the European countries participating in the Montreal Protocol, protecting the ozone layer and preventing global warming, Panasonic is leading the switch to R32.

1 Installation innovation

- Extremely easy to install, practically the same as R410A
- Single substance refrigerant, which makes it easier to recycle and reuse

2 Environmental innovation

- Zero impact on the ozone layer
- 75 % less impact on global warming

3 Economic and energy consumption innovation

- Lower cost and greater savings
- Higher energy efficiency than R410A

PACi NX Series - Standard range, for absolute ease of refurbishment

This new series has been developed with 3 wired method and communication. It makes it simple and easy to replace old systems with 3 wire connections, which is prevalent in many systems.

PACi PZ2/PZH2:
2 wire method.

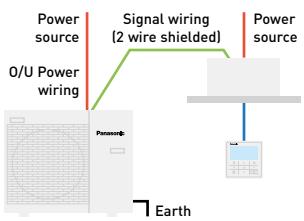

New PACi NX Series:
3 wire method.

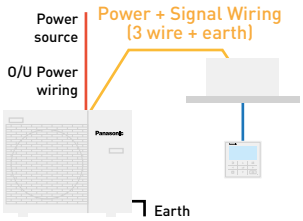

PACi and PACi NX Elite: Top-tier commercial air conditioning

Outstanding performance at extreme ambient temperatures with very high energy efficiency both in heating and cooling. Fans, fan motors, compressors and heat exchangers engineered for maximum savings result in higher seasonal efficiencies, which ranks as one of the best in the industry, ensuring reduced CO_2 emissions, energy consumption and operating costs.

From 3.6 to 14.0 kW.

- Meeting all necessary safety approvals to ensure quality and safety
- Top class SEER: A+++ / SCOP: A+++ at 3.6 kW (in 90x90 cassette)
- Cooling operation is possible when outdoor temperature as high as 48 °C (for PACi NX 7.1 kW and higher capacities)
- Precise control with DC inverter technology for even more energy saving
- Cooling operation at -20 °C (10.0 kW to 14.0 kW with 30 m maximum pipe length)
- Heating operation at ambient temperature as low as -20 °C
- Compact outdoor units
- Auto restart after power outage
- Twin, triple and double-twin connections

PACi and PACi NX Standard: For economy and value

With high quality design and engineering, the PACi and PACi NX Standard are the perfect solutions for projects which demand quality on a limited budget. In addition, compact and lightweight design makes them ideal for installations with limited space including small commercial and residential applications. The slim and lightweight outdoor unit design enables installation even at very challenging locations.

From 3.6 to 14.0 kW.

- PACi starting from 6.0 kW and PACi NX starting from 3.6 kW
- Good balance of system cost vs performance
- Top class SEER/SCOP in the standard inverter category SEER: A++ / SCOP: A++ up to 7.1 kW (in 90x90 cassette)
- Variety of individual and central controllers which provides full flexibility
- Compact outdoor units, small footprint and lightweight
- Twin connection possible
- Cooling operation down to -10 °C and heating operation down to -15 °C

Big PACi Elite R32

20.0 – 25.0 kW is ideally suited for small and mid retail applications.
In addition to its lightweight, split-able, compact body, the newly designed hide-away unit enables easy installation and pipe work within a narrow void.

Panasonic Big PACi : Environmental friendly, strong and flexible.

- High efficiency with Panasonic compressor as the driving force
- Compact and light indoor body
- Easy pipe work with split-able hide-away indoor design
- Separable indoor unit allows for flexible installation to fit in narrow void
- Water heat exchanger and AHU connection compatibility
- Bluefin anti-corrosion coating of the heat exchanger as standard
- Wide range of controls including Cloud Control compatibility

Bringing nature's balance indoors

nanoe™ X, technology with the benefits of hydroxyl radicals.

Abundant in nature, hydroxyl radicals (also known as OH radicals) have the capacity to inhibit pollutants, viruses, and bacteria to clean and deodorise. nanoe™ X, technology can bring these incredible benefits indoors so that hard surfaces, soft furnishings, and the indoor environment can be a cleaner and pleasant place to be, whether at home, at work, or visiting hotels, shops, restaurants etc.

A naturally occurring process

Hydroxyl radicals are unstable molecules looking to react with other elements like hydrogen, capturing it. Thanks to this reaction, hydroxyl radicals have the potential to inhibit the growth of pollutants such as bacteria, viruses, moulds, and odours, breaking them down and neutralising the unpleasant effects. This naturally occurring process has major benefits to improve indoor environments.
Panasonic's nanoe™ X technology takes this a step further and brings nature's detergent – hydroxyl radicals – indoors to help create an ideal environment.

Panasonic's nanoe™ X technology takes this a step further and brings nature's detergent – hydroxyl radicals – indoors to help create an ideal environment

Thanks to the nanoe™ X properties, several types of pollutants can be inhibited such as certain types of bacteria, viruses, mould, allergens, pollen and certain hazardous substances.

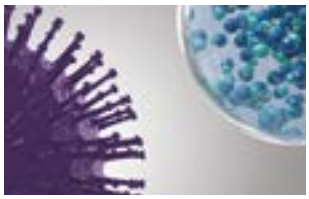

nanoe™ X reliably reaches pollutants.



Hydroxyl radicals denature pollutants' proteins.

Pollutants activity is inhibited.

nanoe™ X: improving protection 24/7

Built-in nanoe X Generator Mark 1.
4 Way 90x90 cassette: S-****PU3E. 7 capacities: 3.6 - 14.0 kW.

Built-in nanoe X Generator Mark 2.
Adaptive ducted unit: S-****PF3E. 7 capacities: 3.6- 14.0 kW.
Wall-mounted: S-****PK3E. 5 capacities: 3.6 - 10.0 kW.

Adaptive ducted unit - PF3

https://www.youtube.com/watch?v=LBiRrsOaqXo

New adaptive ducted - PF3 has been completely re-designed to provide better flexibility. The vertical installation is newly available with powerful external static pressure (maximum 150 Pa).

1 Highly flexible installation

· 2 installation possibilities (horizontal / vertical)

2 High seasonal performance with slim body

· Maximum SEER/SCOP: A++/A++

3 Comfort operation

· Super quiet operation, minimum 22 dB(A)*

* 3,6 kW model and when operating with external static pressure 50 Pa in low fan mode.

2 installation possibilities (horizontal / vertical)

Vertical installation is newly available.
External static pressure 150 Pa, sufficient for remotely installing units away from the rooms.

Improved drain pan design

Just one drain pan for both horizontal and vertical installations. No need to modify the unit.



Selectable inlet air position

Inlet air position may be adjusted by means of a removable panel, to allow rear or bottom entry, depending on the duct installation.

Maximum efficiency

	kW	3,6	5,0	6,0	7,1	10,0
Elite	SEER	A++	A++	A++	A++	A++
	SCOP	A+	A+	A++	A++	A+
Standard	SEER	—	—	A++	A++	A++
	SCOP	—	—	A++	A+	A

	12,5	14,0
Ðsc	281.7%	275.9%
Ðsh	170.0%	171.0%
Ðsc	257.5%	252.6%
Ðsh	144.2%	140.8%

Compact body

· Only 250 mm high
· Light units from 25 to 39 kg

Conventional model	New adaptive ducted
33 kg	**30 kg**
290 mm	**250 mm**

New adaptive ducted

Better indoor air quality with nanoe™ X

The performance of nanoe™ X technology is maintained, even with 10 m long ducts*.
The effect of improved air quality is sufficient to allow for numerous duct shapes to fit the application.

* Panasonic internal survey.



One bend | Two bends | Three bends

As the experiments demonstrate, up to a duct length of 10 m, effectiveness of nanoe™ X is maintained even if the duct is bended 3 times.

nanoe™ X effect against odour proven in large space

In a room of 139 m², tobacco odour is reduced by a factor of 0,7 when compared to natural reduction over a period of 2 hours.

Tobacco deodorisation ratio.

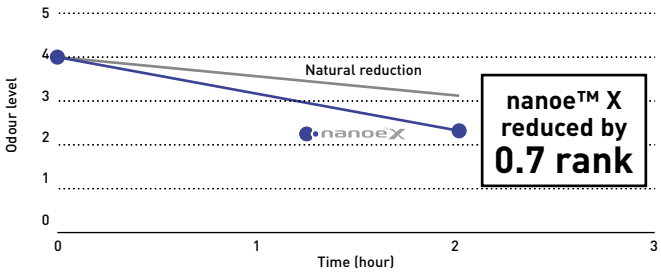

Test ambient.

3rd party international testing institute KAKEN[1] conducted the performance experiment of Adaptive ducted equipped with nanoe X Generator Mark 2 device removing tobacco odour.

1) KAKEN TEST CENTER General Incorporated Foundation in Japan, international testing institute.

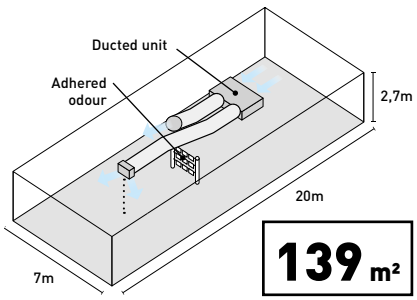

CONEX. New devices and apps

CONEX provides comfort and control for varying user needs. Accessible, flexible and scalable with different controllers and apps. Perfectly meeting requirements of modern controls for end user, installer and service. With nanoe™ X function, technology with the benefits of hydroxyl radicals.



1 Intuitive control with stylish design

- Simple operation at a glance
- Clean face with full flat & black LCD display
- Compact body, only 86x86 mm

2 Control comfort with your smartphone

- Flexible control options with IoT integration
- New Panasonic H&C Control App for daily remote control operation
- Panasonic Comfort Cloud App for remote operation 24/7/365

3 Easy maintenance with service support app

- Quick and easy app set-up for system setting
- Panasonic H&C Diagnosis App enables the user to obtain detailed system operation data

* The use of apps depends on the remote controller model.

CONEX with IoT integration

CONEX

The new wired remote controller series is fully integrated with IoT solutions developed by Panasonic. Detailed operation, maintenance setting and service operation are all possible with smartphone or tablet.

https://www.youtube.com/watch?v=_USzG_9f6bk&feature=youtu.be

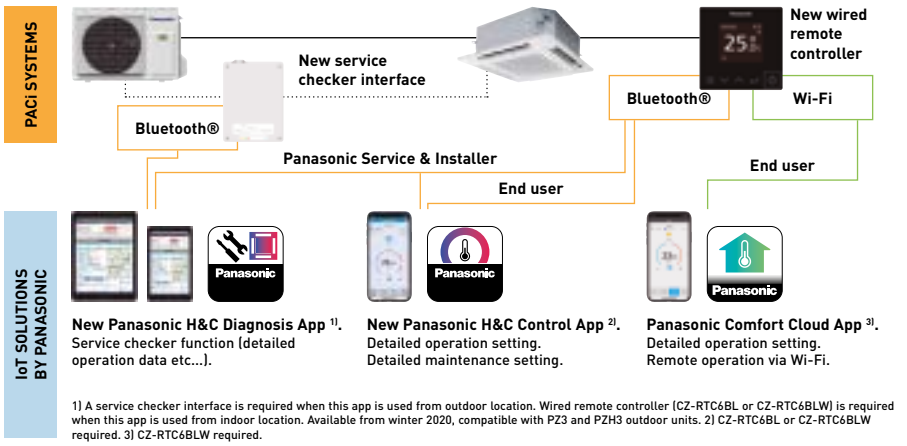

1) A service checker interface is required when this app is used from outdoor location. Wired remote controller (CZ-RTC6BL or CZ-RTC6BLW) is required when this app is used from indoor location. Available from winter 2020, compatible with PZ3 and PZH3 outdoor units. 2) CZ-RTC6BL or CZ-RTC6BLW required. 3) CZ-RTC6BLW required.

Model	CZ-RTC6	CZ-RTC6BL	CZ-RTC6BLW
Wired connection compatible with	PACi, PACi NX, ECOi, GHP	PACi, PACi NX, ECOi, GHP	PACi NX only
Wireless functions	No wireless capability	Bluetooth®	Bluetooth® + Wi-Fi
App compatibility			
Panasonic Comfort Cloud App	—	—	✔
Panasonic H&C Control App	—	✔ PACi, PACi NX, ECOi, GHP	✔ PACi NX only
Panasonic H&C Diagnosis App	—	✔ PACi NX only*	✔ PACi NX only*
Outdoor unit settings (remote controller connected to indoor unit)	✔ PACi NX only*	✔ PACi NX only*	✔ PACi NX only*

* When connected to PACi NX indoor and outdoor unit combination.

Commercial Wi-Fi Adaptor

Panasonic CZ-CAPWFC1 interface adaptor, allows connection of one or a group of indoor units to Panasonic Comfort Cloud App, which provides control, monitoring, scheduling and error alerts.

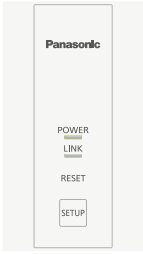

Advanced smartphone control

Control PACi, ECOi and ECO G units with your smartphone from wherever and whenever you are, by using Panasonic Comfort Cloud App and Commercial Wi-Fi Adaptor. This scalable solution is ideal for one system, one site or multiple locations. Coupling the adapter with the already feature rich systems, makes it an ideal solution for residential and commercial applications.

Cloud control is available for all indoor units with P-link

Compatible indoor units type: Model code starting with "S-" (excludes S-80/125MW1E5).
Incompatible indoor units type: Model code starting with "PAW-", "FY-" and S-80/125MW1E5.

1 From 1 to 200 units

User can control up to 10 different sites, with up to 20 units / groups per site. Additionally, one adaptor can be connected to 1 indoor or to a group of maxium 8 indoors.

2 Voice control compatible

When registering the unit to Panasonic Comfort Cloud App it makes compatible with most popular voice assistants.

3 Multi user

The Panasonic Comfort Cloud App allows multi-user access control. Restrict user access to specific units.

4 Easy scheduling

Complex weekly scheduling made simple. Not only for one unit, but across multiple sites and from a smartphone.

5 Energy monitor

See the estimated power consumption and compare with other periods, to see how energy consumption can be reduced even more. Check list of units that provides consumption*.

* Function available depending on the model.

6 Error codes

Error code notification through the App, provides early notification and allows for faster repair.

Connection Diagram

Commercial Wi-Fi Adaptor wiring length is 1.9 m and connects to indoor unit thru T10 connector and R1/R2 terminal connectors.

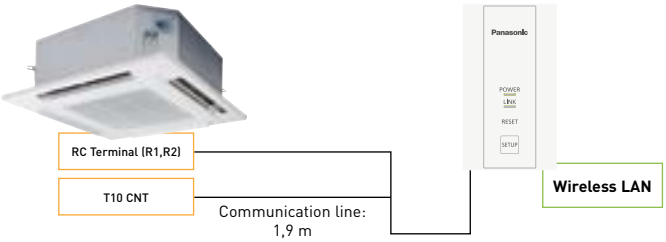

Input Voltage	DC 12V (supplied from T10 connector)
Power Consumption	Maximum 2.4W
Size (H x W x D)	120 x 70 x 25 mm
Weight	190g (including communications lines)
Interface	1 x Wireless LAN
Wireless LAN Standard	IEEE 802,11 b/g/n
Frequency Range	2,4GHz band
Operation range	0 ~ 55 °C, 20 ~ 80RH%
Connectable indoor unit	1 unit
Length of communication line	1.9 m (included in the shipment)

Download free app:

Other hardware requirements: Router and Internet (purchase and subscribe separately).

Panasonic Comfort Cloud App.

Low Temperature Applications

Panasonic PACi Elite offers a high quality and efficient solution for low temperature applications

Overview

The Panasonic PACi Elite range of semi-industrial systems has been developed to lead the way in quality air conditioning for commercial environments. The Elite line is prevalent in low temperature applications, including wine cellars, server rooms and food storage areas, thanks to its ErP-approved units, and exceptional cooling capabilities.

The range boasts a wide range of features that make it the perfect solution to the needs of challenging commercial and seasonal demands. The units provide continuous cooling when outside temperatures are between -15°C and 46°C.

Solutions for cold rooms, wine cellara and special low temperature rooms

Boasting exceptional energy performance, the system ranks among the best in its class (SEER A++) and its inverter technology reduces power consumption and operating costs by 20%. This, combined with the use of R32 gas to reduce the unit CO2 emissions, ensures Panasonic PACi solutions offer market-leading efficiency.
The latest models in the series are not only built to the highest industry standards to ensure optimum efficiency, they are also lightweight, with a slim and compact design, making these units easy to install.

There is a complete range from 3.60 to 22.00kW.
Just like all the indoor units in the PACi range, these units can be monitored via the internet, generating an alarm if there is a breakdown.
One of the main features of the PACi series is the possibility of adjusting the product for special applications, not just for regular heating and cooling applications. The PACi Elite range caters special applications that require cooling to maintain rooms between 8ºCWB and 24ºCWB (10ºCDB-30ºCDB).

The perfect solution for:

- Wine cellars
- Ice cream factories
- Flower shops
- Supermarkets
- Grain stores
- Food storage
- Food processing
- Food distribution
- Lunchrooms
- Vegetable processing

Range of temperature for wine cellar

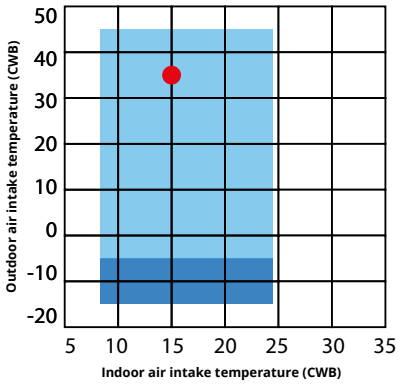

Low Temperature Compatible Unit Configuations

The PACi Elite range caters special applications that require cooling to maintain rooms between 8ºCWB and 24ºCWB (10ºCDB 30ºCDB). In order adjust the product for low temperature applications, in terms of enthalpy, the indoor unit needs to be over-dimensioned and certain parameters need to be adjustable. Below are the compatible configuations for each of the PACi Elite range.

Wall Mounted (PK)

	low temp.36	low temp.50	low temp.60	low temp.71	low temp.100	low temp.125	low temp.140	low temp. 200	low temp. 250
Kit	KIT-NXLT36PK3	KIT-NXLT50PK3	KIT-NXLT60PK3	KIT-NXLT71PK3 / -3PH	KIT-NXLT100PK3 / -3PH	KIT-NXLT125PK3 / -3PH	KIT-NXLT140PK3 / -3PH	N/A	N/A
Indoor Unit	S-6010PK3E	S-6010PK3E	S-6010PK3E	S-6010PK3Ex2	S-6010PK3Ex2	S-6010PK3Ex2	S-6010PK3Ex2	N/A	N/A
Outdoor Unit	U-36PZH3E5	U-50PZH3E5	U-60PZH3E5	U-71PZH3E5/8	U-100PZH3E5/8	U-125PZH3E5/8	U-140PZH3E5/8	N/A	N/A
£	**1,997**	**2,171**	**2,300**	**3,613 / 3,661**	**4,048 / 4,082**	**4,296 / 4,400**	**4,693 / 4,981**	**-**	**-**

Ceiling Suspended (PT3)

	low temp. 36	low temp. 50	low temp. 60	low temp. 71	low temp. 100	low temp.125	low temp.140	low temp.200	low temp.250
Kit	KIT-NXLT36PT3	KIT-NXLT50PT3	KIT-NXLT60PT3	KIT-NXLT71PT3 / -3PH	KIT-NXLT100PT3 / -3PH	KIT-NXLT125PT3 / -3PH	KIT-NXLT140PT3 / -3PH	KIT-NX-LT200PT3-3PH	KIT-NX-LT250PT3-3PH
Indoor Unit	S-6071PT3E	S-6071PT3E	S-1014PT3E	S-1014PT3E	S-1014PT3E	S-1014PT3E	S-1014PT3Ex2	S-1014PT3Ex2	S-1014PT3Ex2
Outdoor Unit	U-36PZH3E5	U-50PZH3E5	U-60PZH3E5	U-71PZH3E5/8	U-100PZH3E5/8	U-125PZH3E5/8	U-140PZH3E5/8	U-200PZH2E8	U-250PZH2E8
£	**2,067**	**2,241**	**2,640**	**2,995 / 3,043**	**3,430 / 3,464**	**3,678 / 3,782**	**5,373 / 5,661**	**5,722**	**6,138**

4 Way 90 x 90 Cassette (PU)

	low temp. 36	low temp. 50	low temp. 60	low temp. 71	low temp. 100	low temp.125	Low temp.140	low temp.200	low temp.250
Kit	KIT-NXLT36PU3	KIT-NXLT50PU3	KIT-NXLT60PU3	KIT-NXLT71PU3 / -3PH	KIT-NXLT100PU3 / -3PH	KIT-NXLT125PU3 / -3PH	KIT-NXLT140PU3 / -3PH	KIT-NXLT-200PU3-3PH	KIT-NXLT-250PU3-3PH
Indoor Unit	S-6071PU3E	S-6071PU3E	S-6071PU3E	S-1014PU3E	S-1014PU3E	S-1014PU3E	S-1014PU3E×2	S-1014PU3E×2	S-1014PU3E×2
Outdoor Unit	U-36PZH3E5	U-50PZH3E5	U-60PZH3E5	U-71PZH3E5/8	U-100PZH3E5/8	U-125PZH3E5/8	U-140PZH3E5/8	U-200PZH2E8	U-250PZH2E8
£	**2,073**	**2,247**	**2,375**	**2,897 / 2,945**	**3,332 / 3,366**	**3,580 / 3,684**	**5,177 / 5,465**	**5,526**	**5,942**

High Static Pressure Hide Away (PF)

	low temp.36	low temp.50	low temp.60	low temp.71	low temp.100	low temp.125	low temp.140	low temp. 200	low temp. 250
Kit	KIT-NXLT36PF3	KIT-NXLT50PF3	KIT-NXLT60PF3	KIT-NXLT71PF3 / -3PH	KIT-NXLT100PF3 / -3PH	KIT-NXLT125PF3 / -3PH	KIT-NXLT140PF3 / -3PH	N/A	N/A
Indoor Unit	S-6071PF3E	S-6071PF3E	S-6071PF3E	S-1014PF3E	S-1014PF3E	S-1014PF3E	S-1014PF3Ex2	N/A	N/A
Outdoor Unit	U-36PZH3E5	U-50PZH3E5	U-60PZH3E5	U-71PZH3E5/8	U-100PZH3E5/8	U-125PZH3E5/8	U-140PZH3E5/8	N/A	N/A
£	**2,069**	**2,243**	**2,372**	**2,998 / 3,046**	**3,433 / 3,467**	**3,681 / 3785**	**5,373 / 5,661**	**-**	**-**

Accessories		RRP £
PAW-WTRAY	Tray for condenser water compatible with outdoor elevation platform	**122**
PAW-GRDBSE20	Outdoor base ground support for noise and vibration absorption	**112**
PAW-GRDSTD40	Outdoor elevation platform 400 x 900 x 400 mm	**112**

Accessories		RRP £
CZ-CENSC1	Econavi energy savings sensor	**135**
CZ-56DAF2	Air outlet plenum for S-3650PF3E	**156**
CZ-90DAF2	Air outlet plenum for S-6071PF3E	**191**
CZ-160DAF2	Air outlet plenum for S-1014PF3E	**219**

All pricing includes the CZ-RTC5B remote controller. All PU model pricing includes the CZ-KPU3W panel. Branch pipes are included in the pricing on systems with multiple indoors.

Commercial units PACi NX R32 range

NEW 2021

Page	Indoor units	3.6 kW	4.5 kW [1]	5.0 kW	6.0 kW
P. 50	NEW wall-mounted Inverter+ • R32	S-3650PK3E	S-3650PK3E	S-3650PK3E	S-6010PK3E
P. 54	NEW 4 way 90x90 cassette Inverter+ • R32	S-3650PU3E	S-3650PU3E	S-3650PU3E	S-6071PU3E
P. 58	NEW ceiling Inverter+ • R32	S-3650PT3E	S-3650PT3E	S-3650PT3E	S-6071PT3E
P. 62	NEW adaptive ducted Inverter+ • R32	S-3650PF3E	S-3650PF3E	S-3650PF3E	S-6071PF3E

Outdoor units	3.6 kW		5.0 kW	6.0 kW
PACi NX Elite • R32	U-36PZH3E5		U-50PZH3E5	U-60PZH3E5
PACi NX Standard • R32	U-36PZ3E5		U-50PZ3E5	U-60PZ3E5A

1) The 4.5 kW indoor unit are only available only for twin. triple and double-twin combinations. * U-__E5 Single phase / U-__E8 Three phase.

OPTIONAL UNITS ON VENTILATION SECTION

7.1 kW	10.0 kW	12.5 kW	14.0 kW
S-6010PK3E	S-6010PK3E		
S-6071PU3E	S-1014PU3	S-1014PU3	S-1014PU3
S-6071PT3E	S-1014PT3E	S-1014PT3E	S-1014PT3E
S-6071PF3E	S-1014PF3E	S-1014PF3E	S-1014PF3E

7.1 kW	10.0 kW	12.5 kW	14.0 kW]
U-71PZH3E5	U-100PZH3E5 / U-100PZH3E8	U-125PZH3E5 / U-125PZH3E8	U-140PZH3E5 / U-140PZH3E8
U-71PZ3E5A	U-100PZ3E5 / U-100PZ3E8	U-125PZ3E5 / U-125PZ3E8	U-140PZ3E5 / U-140PZ3E8

NEW 2021

Available Mar 21

nanoe™ X as a standard.

NEW PACi NX Series Standard wall-mounted Inverter+ • R32

The wall-mounted units with stylish matt color can be offered for many applications such as studios, gyms, high ceiling areas and even computer server rooms.
The compact design and flat face ensure discreet installation, even in a small space.

			Single phase				
			3.6 kW	**5.0 kW**	**6.0 kW**	**7.1 kW**	**10.0 kW**
Kit			**KIT-36PK3Z5**	**KIT-50PK3Z5**	**KIT-60PK3Z5**	**KIT-71PK3Z5**	**KIT-100PK3Z5**
Remote controller			**CZ-RTC5B**	**CZ-RTC5B**	**CZ-RTC5B**	**CZ-RTC5B**	**CZ-RTC5B**
Cooling capacity	Nominal (Min - Max)	kW	3.6 (1.5 - 4.0)	5.0 (1.5 - 5.6)	6.1 (2.0 - 7.1)	7.1 (2.6 - 7.7)	9.0 (3.0 - 9.7)
UK Cooling	(Total - Sensible)	kW	3.4 - 2.4	4.8 - 3.2	6.0 - 4.0	6.7 - 4.4	9.0 - 5.6
EER [1]		W/W	4.14	3.52	3.67	3.16	3.47
SEER [2]			**7.6 A++**	**7.4 A++**	**7.0 A++**	**5.6 A+**	**6.5 A++**
Pdesign		kW	3.6	5.0	6.1	7.1	9.0
Input power cooling		kW	0.87	1.42	1.66	2.25	2.59
Annual energy consumption [3]		kWh/a	166	237	3.05	444	485
Heating capacity	Nominal (Min - Max)	kW	3.6 (1.5 - 4.6)	5.0 (1.5 - 6.4)	6.1 (1.8 - 7.0)	7.1 (2.1 - 8.1)	9.0 (3.0 - 10.5)
UK Heating	(Total - Sensible)	kW	3.9	5.6	6.1	6.9	9.6
COP [1]		W/W	4.62	4.20	4.39	4.23	3.93
SCOP [2]			**4.5 A+**	**4.4 A+**	**4.7 A++**	**4.4 A+**	**3.9 A**
Pdesign at -10 °C		kW	2.8	4.0	4.6	5.2	9.0
Input power heating		kW	0.78	1.19	1.39	1.68	2.29
Annual energy consumption [3]		kWh/a	872	1273	1370	1653	3231
Indoor unit			**S-3650PK3E**	**S-3650PK3E**	**S-6010PK3E**	**S-6010PK3E**	**S-6010PK3E**
Air flow	Hi / Med / Lo	m³/min	13.0/11.0/9.0	16.0/13.5/11.0	20.0/17.5/14.5	20.0/17.5/14.5	22.0/18.5/15.0
Moisture removal volume		L/h	0.9	1.8	2.0	3.0	4.3
Sound pressure [4]	Hi / Med / Lo	dB(A)	35/31/27	40/36/32	47/44/40	47/44/40	49/45/41
Sound power	Hi / Med / Lo	dB(A)	51/47/43	56/52/48	63/60/56	63/60/56	65/61/57
Dimension	H x W x D	mm	302 x 1120 x 236	302 x 1120 x 236	302 x 1120 x 236	302 x 1120 x 236	302 x 1120 x 236
Net weight		kg	13	13	14	14	14
nanoe X Generator			Mark 2	Mark 2	Mark 2	Mark 2	Mark 2
Outdoor unit			**U-36PZ3E5**	**U-50PZ3E5**	**U-60PZ3E5A**	**U-71PZ3E5A**	**U-100PZ3E5**
Power source	(to outdoor)	V	220 - 230 - 240	220 - 230 - 240	220 - 230 - 240	220 - 230 - 240	220 - 230 - 240
Recommended Fuse		A	15	15	20	20	35
Current	Cool	A	4.05 - 3.85 - 3.70	6.60 - 6.30 - 6.05	7.70 - 7.35 - 7.05	10.4 - 10.00 - 9.55	12.9 - 12.4 - 11.9
	Heat	A	3.65 - 3.50 - 3.35	5.60 - 5.35 - 5.10	6.45 - 6.15 - 5.90	7.80 - 7.45 - 7.15	11.4 - 10.9 - 10.5
Air flow	Cool / Heat	m³/min	33.6/34.0	32.7/31.9	42.6/41.5	44.7/45.9	73.0/73.0
Sound pressure	Cool / Heat (Hi)	dB(A)	46/47	46/46	47/48	48/49	52/52
Sound power	Cool / Heat (Hi)	dB(A)	64/66	64/64	64/65	66/68	70/70
Dimension	H x W x D	mm	619 x 824 x 299	619 x 824 x 299	695 x 875 x 320	695 x 875 x 320	996 x 980 x 370
Net weight		kg	32	35	42	50	83
Pipe diameter	Liquid pipe	Inch (mm)	1/4 (6.35)	1/4 (6.35)	1/4 (6.35) [5]	1/4 (6.35) [5]	3/8 (9.52)
	Gas pipe	Inch (mm)	1/2 (12.70)	1/2 (12.70)	1/2 (12.70) [6]	5/8 (15.88) [6]	5/8 (15.88)
Pipe length range		m	3 ~ 15	3 ~ 20	3 ~ 40	3 ~ 40	3 ~ 50
Elevation difference (in/out) [7]		m	15/15 [8]	15/15 [8]	15/30 [8]	20/30 [8]	15/30 [8]
Pipe length for additional gas		m	7.5	7.5	7.5	10	30
Additional gas amount		g/m	10	15	15	17	45
Refrigerant (R32)/ CO_2 Eq.		kg / T	0.87/0.59	1.14/0.77	1.15/0.78	1.32/0.89	2.4/1.62
Operating range	Cool Min ~ Max	°C	-10 ~ +43	-10 ~ +43	-10 ~ +43	-10 ~ +43	-10 ~ +43
	Heat Min ~ Max	°C	-15 ~ +24	-15 ~ +24	-15 ~ +24	-15 ~ +24	-15 ~ +24
Kit RRP		**£**	**1,481**	**1,687**	**1,901**	**2,169**	**2,433**
Indoor unit RRP		£	680	680	885	885	885
Outdoor unit RRP		£	692	898	907	1175	1,439
Wired control RRP		£	109	109	109	109	109

Technical focus

- Modern design with flat face and compact size
- DC fan for better efficiency and control
- Six directional piping outlet
- Wired remote control CZ-RTC6BL allows easy system setting via Bluetooth®
- Easy connection and control of external fan or ERV using the connector PAW-FDC on the indoor unit PCB. The external device can be controlled by the remote control of the Panasonic indoor unit

Closed discharge port

When the unit is turned OFF, the flap closes completely to prevent dust getting into the unit and to keep the equipment clean.

Quiet operation

These units are among the quietest in the industry, making them ideal for hotels and hospitals.

Piping outlet in six directions

Piping outlet is possible in the six directions of right, right rear, right bottom, left, left rear and left bottom, making the installation work easier.

CZ-RTC5B

COMPATIBLE WITH ALL PANASONIC CONNECTIVITY SOLUTIONS. FOR DETAILED INFORMATION GO TO THE CONTROL SYSTEMS SECTION

Optional controller. CONEX wired remote controller.
CZ-RTC6 - CZ-RTC6BL - CZ-RTC6BLW

Optional controller. Infrared remote controller.
CZ-RWS3

Optional Econavi sensor.
CZ-CENSC1

			Three phase
			10.0 kW
Kit			**KIT-100PK3Z8**
Remote controller			**CZ-RTC5B**
Cooling capacity	Nominal (Min - Max)	kW	9.0 (3.0 - 9.7)
UK Cooling	(Total - Sensible)	kW	9.0 - 5.6
EER [1]		W/W	3.47
SEER [2]			**6.5 A++**
Pdesign		kW	9.0
Input power cooling		kW	2.59
Annual energy consumption [3]		kWh/a	485
Heating capacity	Nominal (Min - Max)	kW	9.0 (3.0 - 10.5)
UK Heating	(Total - Sensible)	kW	9.6
COP [1]		W/W	3.93
SCOP [2]			**3.9 A**
Pdesign at -10 °C		kW	9.0
Input power heating		kW	2.29
Annual energy consumption [3]		kWh/a	3231
Indoor unit			**S-6010PK3E**
Air flow	Hi / Med / Lo	m³/min	22.0 / 18.5 / 15.0
Moisture removal volume		L/h	4.3
Sound pressure [4]	Hi / Med / Lo	dB(A)	49 / 45 / 41
Sound power	Hi / Med / Lo	dB(A)	65 / 61 / 57
Dimension	H x W x D	mm	302 x 1120 x 236
Net weight		kg	14
nanoe X Generator			Mark 2
Outdoor unit			**U-100PZ3E8**
Power source	(to outdoor)	V	380 - 400 - 415
Recommended Fuse		A	15
Current	Cool	A	4.10 - 3.90 - 3.75
	Heat	A	3.15 - 3.00 - 2.90
Air flow	Cool / Heat	m³/min	73.0 / 73.0
Sound pressure	Cool / Heat (Hi)	dB(A)	52 / 52
Sound power	Cool / Heat (Hi)	dB(A)	70 / 70
Dimension	H x W x D	mm	996 x 980 x 370
Net weight		kg	83
Pipe diameter	Liquid pipe	Inch (mm)	3/8 (9.52)
	Gas pipe	Inch (mm)	5/8 (15.88)
Pipe length range		m	5 ~ 50
Elevation difference (in/out) [7]		m	15 / 30 [8]
Pipe length for additional gas		m	30
Additional gas amount		g/m	45
Refrigerant (R32) / CO_2 Eq.		kg / T	2.4 / 1.62
Operating range	Cool Min ~ Max	°C	-10 ~ +43
	Heat Min ~ Max	°C	-15 ~ +24
Kit RRP		**£**	**2,522**
Indoor unit RRP		£	885
Outdoor unit RRP		£	1,528
Wired control RRP		£	109

Accessories		RRP £
CZ-RTC6	CONEX wired remote controller (non-wireless)	**129**
CZ-RTC6BL	CONEX wired remote controller with Bluetooth®	**155**
CZ-RTC6BLW	CONEX wired remote controller with Wi-Fi and Bluetooth®	**219**
CZ-RTC5B	Wired remote controller with Econavi function and datanavi	**109**
CZ-RWS3	Infrared remote controller	**97**
CZ-CAPWFC1	Commercial Wi-Fi Adaptor	**158**

Accessories		RRP £
PAW-PACR3	Interfaces to run 3 units on Backup and alternative run	**1,575**
PAW-WTRAY	Tray for condenser water compatible with outdoor elevation platform	**122**
PAW-GRDBSE20	Outdoor base ground support for noise and vibration absorption	**112**
PAW-GRDSTD40	Outdoor elevation platform 400 x 900 x 400 mm	**112**
CZ-CENSC1	Econavi energy savings sensor	**135**

1) EER and COP calculation is based in accordance to EN14511. 2) Energy Label Scale from A+++ to D. For models below 12 kW, the SEER and SCOP is calculated based on values of EU/626/2011. For models above 12 kW, the SEER and SCOP is calculated based on values of EU/2281/2016. 3) The annual energy consumption is calculated in accordance to EU/626/2011. 4) The sound pressure of the units shows the value measured of the position 1 m in front of the main body and 1 m below the unit. The sound pressure is measured in accordance with Eurovent 6/C/006-97 specification. 5) When installing the outdoor unit at a higher position than the indoor unit. 6) Outdoor unit located lower / outdoor unit located higher. * Recommended fuse for the indoor 3 A. ** Above values are in the case of nanoe™ X OFF.

SEER: For S-3650PK3E + U-36PZ3E5. SCOP: For S-6010PK3E + U-60PZ3E5A. INTERNET CONTROL: Optional.

Rating Conditions: Cooling Indoor 27 °C DB / 19 °C WB. Cooling Outdoor 35 °C DB / 24 °C WB. Heating Indoor 20 °C DB. Heating Outdoor 7 °C DB / 6 °C WB. (DB: Dry Bulb; WB: Wet Bulb).
Specifications subject to change without notice. For detailed information about ErP / Energy Labelling, please visit our websites www.aircon.panasonic.eu or www.ptc.panasonic.eu.

NEW 2021

Available Mar 21

nanoe™ X as a standard.

NEW PACi NX Series Elite wall-mounted Inverter+ • R32

The wall-mounted units with stylish matt color can be offered for many applications such as studios, gyms, high ceiling areas and even computer server rooms.
The compact design and flat face ensure discreet installation, even in a small space.

			Single phase				
			3.6 kW	5.0 kW	6.0 kW	7.1 kW	10.0 kW
Kit			**KIT-36PK3ZH5**	**KIT-50PK3ZH5**	**KIT-60PK3ZH5**	**KIT-71PK3ZH5**	**KIT-100PK3ZH5**
Remote controller			**CZ-RTC5B**	**CZ-RTC5B**	**CZ-RTC5B**	**CZ-RTC5B**	**CZ-RTC5B**
Cooling capacity	Nominal (Min - Max)	kW	3.6 (1.2 - 4.0)	5.0 (1.2 - 5.6)	6.1 (1.2 - 7.1)	7.1 (2.2 - 9.0)	9.5 (3.1 - 10.5)
UK Cooling	(Total - Sensible)	kW	3.5 - 2.4	4.9 - 3.4	6.0 - 4.0	8.1 - 5.1	9.6 - 5.9
EER [1]		W/W	4.93 (5.45 - 4.49)	4.24 (5.45 - 3.61)	3.86 (5.45 - 3.02)	3.50 (5.79 - 2.69)	3.26 (5.34 - 3.09)
SEER [2]			**8.4 A++**	**8.0 A++**	**7.2 A++**	**6.8 A++**	**6.4 A++**
Pdesign		kW	3.6	5.0	6.1	7.1	9.5
Input power cooling		kW	0.73 (0.20 - 8.90)	1.18 (0.20 - 1.55)	1.58 (0.20 - 2.35)	2.03 (0.38 - 3.35)	2.91 (0.58 - 3.40)
Annual energy consumption [3]		kWh/a	150	219	297	365	520
Heating capacity	Nominal (Min - Max)	kW	4.0 (1.2 - 5.0)	5.6 (1.2 - 6.5)	7.0 (1.2 - 8.0)	8.0 (2.0 - 9.0)	9.5 (3.1 - 11.5)
UK Heating	(Total - Sensible)	kW	4.34	5.6	6.92	8.55	10.45
COP [1]		W/W	4.82 (5.45 - 4.17)	4.15 (5.45 - 3.55)	4.10 (5.45 - 3.40)	4.00 (5.56 - 3.16)	3.97 (5.54 - 3.43)
SCOP [2]			**4.9 A++**	**4.7 A++**	**4.8 A++**	**4.7 A++**	**4.1 A+**
Pdesign at -10 °C		kW	3.6	4.5	4.6	5.2	8.0
Input power heating		kW	0.83 (0.20 - 1.20)	1.35 (0.20 - 1.83)	1.67 (0.20 - 2.35)	2.00 (0.36 - 2.85)	2.39 (0.56 - 3.35)
Annual energy consumption [3]		kWh/a	1029	1341	1342	1549	2732
Indoor unit			**S-3650PK3E**	**S-3650PK3E**	**S-6010PK3E**	**S-6010PK3E**	**S-6010PK3E**
Air flow	Hi / Med / Lo	m³/min	13.0 / 11.0 / 9.0	16.0 / 13.5 / 11.0	20.0 / 17.5 / 14.5	20.0 / 17.5 / 14.5	22.0 / 18.5 / 15.0
Moisture removal volume		L/h	0.9	1.8	2.0	3.0	4.8
Sound pressure [4]	Hi / Med / Lo	dB(A)	35 / 31 / 27	40 / 36 / 32	47 / 44 / 40	47 / 44 / 40	49 / 45 / 41
Sound power	Hi / Med / Lo	dB(A)	51 / 47 / 43	56 / 52 / 48	63 / 60 / 56	63 / 60 / 56	65 / 61 / 57
Dimension	H x W x D	mm	302 x 1120 x 236	302 x 1120 x 236	302 x 1120 x 236	302 x 1120 x 236	302 x 1120 x 236
Net weight		kg	13	13	14	14	14
nanoe X Generator			Mark 2	Mark 2	Mark 2	Mark 2	Mark 2
Recommended Fuse		A	20	20	25	25	35
Outdoor unit			**U-36PZH3E5**	**U-50PZH3E5**	**U-60PZH3E5**	**U-71PZH3E5**	**U-100PZH3E5**
Power source		V	220 - 230 - 240	220 - 230 - 240	220 - 230 - 240	220 - 230 - 240	220 - 230 - 240
Current	Cool	A	3.60 - 3.45 - 3.30	5.60 - 5.35 - 5.10	7.40 - 7.10 - 6.80	10.0 - 9.60 - 9.20	14.40 - 13.80 - 13.20
	Heat	A	4.05 - 3.90 - .3.70	6.40 - 6.10 - 5.85	7.75 - 7.40 - 7.10	9.65 - 9.35 - 8.95	11.70 - 11.30 - 10.80
Air flow	Cool / Heat	m³/min	34.1 / 36.4	42.0 / 42.0	42.0 / 42.0	61.0 / 60.0	118.0 / 108.0
Sound pressure	Cool / Heat (Hi)	dB(A)	43 / 44	46 / 48	47 / 50	48 / 50	52 / 52
Sound power	Cool / Heat (Hi)	dB(A)	62 / 64	64 / 67	65 / 69	65 / 67	69 / 69
Dimension	H x W x D	mm	695 x 875 x 320	695 x 875 x 320	695 x 875 x 320	996 x 940 x 340	1416 x 940 x 340
Net weight		kg	42	42	43	65	98
Pipe diameter	Liquid pipe	Inch (mm)	1/4 (6.35)	1/4 (6.35)	1/4 (6.35) [5]	3/8 (9.52)	3/8 (9.52)
	Gas pipe	Inch (mm)	1/2 (12.70)	1/2 (12.70)	1/2 (12.70) [6]	5/8 (15.88)	5/8 (15.88)
Pipe length range		m	3 ~ 40	3 ~ 40	3 ~ 40	5 ~ 50	5 ~ 85
Elevation difference (in/out) [7]		m	15 / 30 [8]	15 / 30 [8]	15 / 30 [8]	15 / 30 [8]	15 / 30 [8]
Pipe length for additional gas		m	30	30	30	30	30
Additional gas amount		g/m	15	15	15	45	45
Refrigerant (R32)/ CO_2 Eq.		kg / T	1.13 / 0.76	1.13 / 0.76	1.15 / 0.78	1.95 / 1.32	3.05 / 2.06
Operating range	Cool Min ~ Max	°C	-15 ~ +46	-15 ~ +46	-15 ~ +46	-15 ~ +48	-20 ~ +48 [9]
	Heat Min ~ Max	°C	-20 ~ +24	-20 ~ +24	-20 ~ +24	-20 ~ +24	-20 ~ +24
Kit RRP		**£**	**1,792**	**1,966**	**2,300**	**2,655**	**3,090**
Indoor unit RRP		£	680	680	885	885	885
Outdoor unit RRP		£	1,003	1,177	1,306	1,661	2,096
Wired control RRP		£	109	109	109	109	109

Technical focus

- Modern design with flat face and compact size
- DC fan for better efficiency and control
- Six directional piping outlet
- Wired remote control CZ-RTC6BL allows easy system setting via Bluetooth®
- Easy connection and control of external fan or ERV using the connector PAW-FDC on the indoor unit PCB. The external device can be controlled by the remote control of the Panasonic indoor unit

Closed discharge port

When the unit is turned OFF, the flap closes completely to prevent dust getting into the unit and to keep the equipment clean.

Quiet operation

These units are among the quietest in the industry, making them ideal for hotels and hospitals.

Piping outlet in six directions

Piping outlet is possible in the six directions of right, right rear, right bottom, left, left rear and left bottom, making the installation work easier.

CZ-RTC5B

COMPATIBLE WITH ALL PANASONIC CONNECTIVITY SOLUTIONS. FOR DETAILED INFORMATION GO TO THE CONTROL SYSTEMS SECTION

Optional controller. CONEX wired remote controller.
CZ-RTC6 - CZ-RTC6BL - CZ-RTC6BLW

Optional controller. Infrared remote controller.
CZ-RWS3

Optional Econavi sensor.
CZ-CENSC1

			Three phase	
			7.1 kW	**10.0 kW**
Kit			**KIT-71PK3ZH8**	**KIT-100PK3ZH8**
Remote controller			**CZ-RTC5B**	**CZ-RTC5B**
Cooling capacity	Nominal (Min - Max)	kW	7.1 (2.2 - 9.0)	9.5 (3.1 - 10.5)
UK Cooling	(Total - Sensible)	kW	8.1 - 5.1	9.6 - 5.9
EER [1]		W/W	3.50	3.26
SEER [2]			**6.7 A++**	**6.3 A++**
Pdesign		kW	7.1	9.5
Input power cooling		kW	2.03	2.91
Annual energy consumption [3]		kWh/a	370	526
Heating capacity	Nominal (Min - Max)	kW	8.0 (2.0 - 9.0)	9.5 (3.1 - 11.5)
UK Heating	(Total - Sensible)	kW	8.55	10.45
COP [1]		W/W	4.00	3.97
SCOP [2]			**4.7 A++**	**4.1 A+**
Pdesign at -10 °C		kW	5.2	8.0
Input power heating		kW	2.00	2.39
Annual energy consumption [3]		kWh/a	1549	2732
Indoor unit			**S-6010PK3E**	**S-6010PK3E**
Air flow	Hi / Med / Lo	m³/min	20.0 / 17.5 / 14.5	22.0 / 18.5 / 15.0
Moisture removal volume		L/h	3.0	4.8
Sound pressure [4]	Hi / Med / Lo	dB(A)	47 / 44 / 40	49 / 45 / 41
Sound power	Hi / Med / Lo	dB(A)	63 / 60 / 56	65 / 61 / 57
Dimension	H x W x D	mm	302 x 1120 x 236	302 x 1120 x 236
Net weight		kg	14	14
nanoe X Generator			Mark 2	Mark 2
Recommended Fuse		A	TBC	TBC
Outdoor unit			**U-71PZH3E8**	**U-100PZH3E8**
Power source		V	380 - 400 - 415	380 - 400 - 415
Current	Cool	A	3.40 - 3.25 - 3.15	4.85 - 4.60 - 4.40
	Heat	A	3.30 - 3.15 - 3.05	4.00 - 3.80 - 3.60
Air flow	Cool / Heat	m³/min	61.0 / 60.0	118.0 / 108.0
Sound pressure	Cool / Heat (Hi)	dB(A)	48 / 50	52 / 52
Sound power	Cool / Heat (Hi)	dB(A)	65 / 67	69 / 69
Dimension	H x W x D	mm	996 x 940 x 340	1416 x 940 x 340
Net weight		kg	65	98
Pipe diameter	Liquid pipe	Inch (mm)	3/8 (9.52)	3/8 (9.52)
	Gas pipe	Inch (mm)	5/8 (15.88)	5/8 (15.88)
Pipe length range		m	5 ~ 50	5 ~ 85
Elevation difference (in/out) [7]		m	15 / 30 [8]	15 / 30 [8]
Pipe length for additional gas		m	30	30
Additional gas amount		g/m	45	45
Refrigerant (R32) / CO_2 Eq.		kg / T	1.95 / 1.32	3.05 / 2.06
Operating range	Cool Min ~ Max	°C	-15 ~ +48	-20 ~ +48 [9]
	Heat Min ~ Max	°C	-20 ~ +24	-20 ~ +24
Kit RRP		**£**	**2,703**	**3,124**
Indoor unit RRP		£	885	885
Outdoor unit RRP		£	1,709	2,130
Wired control RRP		£	109	109

Accessories		RRP £
CZ-RTC6	CONEX wired remote controller (non-wireless)	**129**
CZ-RTC6BL	CONEX wired remote controller with Bluetooth®	**155**
CZ-RTC6BLW	CONEX wired remote controller with Wi-Fi and Bluetooth®	**219**
CZ-RTC5B	Wired remote controller with Econavi function and datanavi	**109**
CZ-RWS3	Infrared remote controller	**97**
CZ-CAPWFC1	Commercial Wi-Fi Adaptor	**158**

Accessories		RRP £
PAW-PACR3	Interfaces to run 3 units on Backup and alternative run	**1,575**
PAW-WTRAY	Tray for condenser water compatible with outdoor elevation platform	**122**
PAW-GRDBSE20	Outdoor base ground support for noise and vibration absorption	**112**
PAW-GRDSTD40	Outdoor elevation platform 400 x 900 x 400 mm	**112**
CZ-CENSC1	Econavi energy savings sensor	**135**

1) EER and COP calculation is based in accordance to EN14511. 2) Energy Label Scale from A+++ to D. For models below 12 kW, the SEER and SCOP is calculated based on values of EU/626/2011. For models above 12 kW, the SEER and SCOP is calculated based on values of EU/2281/2016. 3) The annual energy consumption is calculated in accordance to EU/626/2011. 4) The sound pressure of the units shows the value measured of the position 1 m in front of the main body and 1 m below the unit. The sound pressure is measured in accordance with Eurovent 6/C/006-97 specification. 5) Connect the liquid socket tube (Ø6,35-Ø9,52) to the liquid tubing side indoor unit. 6) Connect the gas socket tube (Ø12,70-Ø15,88) to the gas tubing side indoor unit. 7) When installing the outdoor unit at a higher position than the indoor unit. 8) Outdoor unit located lower / outdoor unit located higher. 9) For models 100 ~ 140PZH3E5(8), it is possible to operate the lowest -20 °C in the computer rooms with the piping length of 30 m or less.* Recommended fuse for the indoor 3 A. ** Above values are in the case of nanoe™ X OFF.

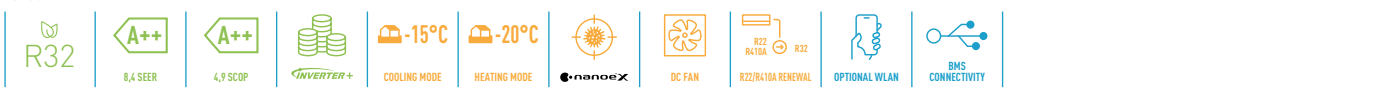

SEER and SCOP: For S-3650PK3E + U-36PZH3E5. INTERNET CONTROL: Optional.

Rating Conditions: Cooling Indoor 27 °C DB / 19 °C WB. Cooling Outdoor 35 °C DB / 24 °C WB. Heating Indoor 20 °C DB. Heating Outdoor 7 °C DB / 6 °C WB. (DB: Dry Bulb; WB: Wet Bulb).
Specifications subject to change without notice. For detailed information about ErP / Energy Labelling, please visit our websites www.aircon.panasonic.eu or www.ptc.panasonic.eu.

NEW PACi NX Series Standard 4 way 90x90 cassette Inverter+ • R32

New 4 way 90x90 cassette - PU3.
Powerful turbo fan and intelligent Econavi sensor ensure high energy efficiency, and nanoe™ X which is equipped as standard provides an exceptional level of indoor air quality.

			Single phase						
			3.6 kW	5.0 kW	6.0 kW	7.1 kW	10.0 kW	12.5 kW	14.0 kW
Kit			**KIT-36PU3Z5**	**KIT-50PU3Z5**	**KIT-60PU3Z5**	**KIT-71PU3Z5**	**KIT-100PU3Z5**	**KIT-125PU3Z5**	**KIT-140PU3Z5**
Remote controller			**CZ-RTC5B**	**CZ-RTC5B**	**CZ-RTC5B**	**CZ-RTC5B**	**CZ-RTC5B**	**CZ-RTC5B**	**CZ-RTC5B**
Cooling capacity	Nominal (Min - Max)	kW	3.6 (1.5 - 4.0)	5.0 (1.5 - 5.6)	6.0 (2.0 - 7.1)	7.1 (2.6 - 7.7)	10.0 (3.0 - 11.5)	12.5 (3.2 - 13.5)	14.0 (3.3 - 15.0)
UK Cooling	(Total - Sensible)	kW	3.4 - 2.6	4.8 - 3.3	5.9 - 4.1	6.7 - 4.4	10.7 - 7.6	12.6 - 8.4	13.9 - 9.2
EER [1]	Nominal (Min - Max)	W/W	4.34	3.91	3.73	3.27	3.82 (5.36 - 2.88)	3.58 (5.33 - 2.81)	3.23 (5.32 - 2.73)
SEER [2]			**8.1 A++**	**8.0 A++**	**7.8 A++**	**6.8 A++**	**6.8 A++**	**6.8**	**6.5**
Pdesign		kW	3.6	5.0	6.0	7.1	10.0	12.5	14.0
Input power cooling		kW	0.83	1.28	1.61	2.17	2.62 (0.60 - 4.00)	3.49 (0.60 - 4.80)	4.34 (0.60 - 5.50)
Annual energy consumption [3]		kWh/a	156	219	269	365	515	—	—
Heating capacity	Nominal (Min - Max)	kW	3.6 (1.5 - 4.6)	5.0 (1.5 - 6.4)	6.0 (1.8 - 7.0)	7.1 (2.1 - 8.1)	10.0 (3.0 - 14.0)	12.5 (3.3 - 15.0)	14.0 (3.4 - 16.0)
UK Heating		kW	3.9	5.6	6.2	6.9	12.68	14.7	15.22
COP [1]	Nominal (Min - Max)	W/W	5.07	4.63	4.48	4.23	4.93 (3.59 - 5.36)	4.43 (3.57 - 5.50)	4.18 (3.33 - 5.48)
SCOP [2]			**4.8 A++**	**4.7 A++**	**4.9 A++**	**4.6 A++**	**4.4 A+**	**4.0**	**3.9**
Pdesign at -10 °C		kW	2.8	4.0	4.6	5.2	10.0	12.5	14.0
Input power heating	Nominal (Min - Max)	kW	0.71	1.08	1.34	1.68	2.03 (0.56 - 3.90)	2.82 (0.60 - 4.20)	3.35 (0.62 - 4.80)
Annual energy consumption [3]		kWh/a	817	1191	1314	1583	3182	—	—
Indoor unit			**S-3650PU3E**	**S-3650PU3E**	**S-6071PU3E**	**S-6071PU3E**	**S-1014PU3E**	**S-1014PU3E**	**S-1014PU3E**
Air flow	Hi / Med / Lo	m³/min	14.5 / 13.0 / 11.5	16.5 / 13.5 / 11.5	21.0 / 16.0 / 13.0	22.0 / 16.0 / 13.0	36.0 / 26.0 / 18.0	37.0 / 27.0 / 19.0	38.0 / 29.0 / 20.0
Moisture removal volume		L/h	0.7	1.6	1.7	2.5	2.7	4.8	6.0
Sound pressure [4]	Hi / Med / Lo	dB(A)	30 / 28 / 27	32 / 29 / 27	36 / 31 / 28	37 / 31 / 28	45 / 38 / 32	46 / 39 / 33	47 / 40 / 34
Sound power	Hi / Med / Lo	dB(A)	45 / 43 / 42	47 / 44 / 42	51 / 46 / 43	52 / 46 / 43	60 / 53 / 47	61 / 54 / 48	62 / 55 / 49
Dimension	Indoor (H x W x D)	mm	256 x 840 x 840	256 x 840 x 840	256 x 840 x 840	256 x 840 x 840	319 x 840 x 840	319 x 840 x 840	319 x 840 x 840
	Panel (H x W x D)	mm	33.5 x 950 x 950	33.5 x 950 x 950	33.5 x 950 x 950	33.5 x 950 x 950	33.5 x 950 x 950	33.5 x 950 x 950	33.5 x 950 x 950
Net weight	Indoor / Panel	kg	19 / 5	19 / 5	20 / 5	20 / 5	25 / 5	25 / 5	25 / 5
nanoe X Generator			Mark 1	Mark 1	Mark 1	Mark 1	Mark 1	Mark 1	Mark 1
Outdoor unit			**U-36PZ3E5**	**U-50PZ3E5**	**U-60PZ3E5A**	**U-71PZ3E5A**	**U-100PZ3E5**	**U-125PZ3E5**	**U-140PZ3E5**
Power source	(to outdoor)	V	220 - 230 - 240	220 - 230 - 240	220 - 230 - 240	220 - 230 - 240	220 - 230 - 240	220 - 230 - 240	220 - 230 - 240
Recommended Fuse		A	15A / *	15A / *	20A / *	20A / *	35A / *	40A / *	40A / *
0Current	Cool	A	3.85 - 3.70 - 3.55	5.95 - 5.70 - 5.45	7.45 - 7.15 - 6.85	10.00 - 9.65 - 9.25	13.10-12.50-12.00	16.90-16.10-15.40	21.00-20.00-19.20
	Heat	A	3.35 - 3.20 - 3.05	5.05 - 4.85 - 4.65	6.20 - 5.95 - 5.70	7.80 - 7.45 - 7.15	10.10-9.70 - 9.30	13.60-13.00-12.50	15.60-14.90-14.30
Air flow	Cool / Heat	m³/min	33.6 / 34.0	32.7 / 31.9	42.6 / 41.5	44.7 / 45.9	76 / 70	86 / 78	89 / 83
Sound pressure	Cool / Heat (Hi)	dB(A)	46 / 47	46 / 46	47 / 48	48 / 49	52 / 52	55 / 55	56 / 56
Sound power	Cool / Heat (Hi)	dB(A)	64 / 66	64 / 64	64 / 65	66 / 68	70 / 70	73 / 73	74 / 74
Dimension	H x W x D	mm	619 x 824 x 299	619 x 824 x 299	695 x 875 x 320	695 x 875 x 320	996 x 980 x 370	996 x 980 x 370	996 x 980 x 370
Net weight		kg	32	35	42	50	83	87	87
Pipe diameter	Liquid pipe	Inch (mm)	1/4 (6.35)	1/4 (6.35)	1/4 (6.35) [5]	1/4 (6.35) [5]	3/8 (9.52)	3/8 (9.52)	3/8 (9.52)
	Gas pipe	Inch (mm)	1/2 (12.70)	1/2 (12.70)	1/2 (12.70) [6]	5/8 (15.88)	5/8 (15.88)	5/8 (15.88)	5/8 (15.88)
Pipe length range		m	3 ~ 15	3 ~ 20	3 ~ 40	3 ~ 40	5 ~ 50	5 ~ 50	5 ~ 50
Elevation difference (in/out) [7]		m	15 / 15 [8]	15 / 15 [8]	15 / 30 [8]	20 / 30 [8]	15 / 30	15 / 30	15 / 30
Pipe length for additional gas		m	7.5	7.5	7.5	10	30	30	30
Additional gas amount		g/m	10	15	15	17	45	45	45
Refrigerant (R32) / CO_2 Eq.		kg / T	0.87 / 0.59	1.14 / 0.77	1.15 / 0.78	1.32 / 0.89	2.40 / 1.76	2.80 / 2.01	2.80 / 2.01
Operating range	Cool Min ~ Max	°C	-10 ~ +43	-10 ~ +43	-10 ~ +43	-10 ~ +43	-10 ~ +43	-10 ~ +43	-10 ~ +43
	Heat Min ~ Max	°C	-15 ~ +24	-15 ~ +24	-15 ~ +24	-15 ~ +24	-15 ~ +24	-15 ~ +24	-15 ~ +24
Kit RRP		**£**	**1493**	**1699**	**1977**	**2245**	**2675**	**2953**	**3523**
Indoor unit RRP		£	508	508	777	777	943	943	943
Outdoor unit RRP		£	692	898	907	1175	1,439	1,717	2,287
Panel RRP		£	184	184	184	184	184	184	184
Wired control RRP		£	109	109	109	109	109	109	109

Technical focus

- High performance turbo fan, path system for heat exchanger
- Econavi: An optional intelligent sensor to reduce waste of energy
- nanoe™ X (Generator Mark 1= 4,8 trillion hydroxl radicals/ sec) as standard for better indoor air quality, indoor unit internal cleaning with nanoe™ X and dry operation
- Lower noise in slow fan operation
- Light weight, easy piping and integrated drain pump for quick installation
- Wired remote control CZ-RTC6BL allows easy system setting via Bluetooth®
- High volume fresh air input with optional air-intake plenum and chamber (CZ-FDU3+CZ-ATU2)

CZ-RTC5B

Standard panel.
CZ-KPU3W

COMPATIBLE WITH ALL PANASONIC CONNECTIVITY SOLUTIONS. FOR DETAILED INFORMATION GO TO THE CONTROL SYSTEMS SECTION

Optional Econavi panel (CZ-RTC5B is required).
CZ-KPU3AW

Optional controller. CONEX wired remote controller.
CZ-RTC6 - CZ-RTC6BL - CZ-RTC6BLW

Optional controller. Infrared remote controller.
CZ-RWS3 + CZ-RWRU3W

			Three phase		
			10.0 kW	**12.5 kW**	**14.0 kW**
Kit			**KIT-100PU3Z8**	**KIT-125PU3Z8**	**KIT-140PU3Z8**
Remote controller			**CZ-RTC5B**	**CZ-RTC5B**	**CZ-RTC5B**
Cooling capacity	Nominal (Min - Max)	kW	10.0 (3.0 - 11.5)	12.5 (3.2 - 13.5)	14.0 (3.3 - 15.0)
UK Cooling	(Total - Sensible)	kW	10.7 - 7.6	12.6 - 8.4	13.9 - 9.2
EER [1]	Nominal (Min - Max)	W/W	3.82 (5.36 - 2.88)	3.58 (5.33 - 2.81)	3.23 (5.32 - 2.73)
SEER [2]			**6.7 A++**	**6.7**	**6.5**
Pdesign		kW	10.0	12.5	14.0
Input power cooling		kW	2.62 (0.60 - 4.00)	3.49 (0.60 - 4.80)	4.34 (0.60 - 5.50)
Annual energy consumption [3]		kWh/a	521	—	—
Heating capacity	Nominal (Min - Max)	kW	10.0 (3.0 - 14.0)	12.5 (3.3 - 15.0)	14.0 (3.4 - 16.0)
UK Heating		kW	12.6	14.7	15.22
COP [1]	Nominal (Min - Max)	W/W	4.93 (3.59 - 5.36)	4.43 (3.57 - 5.50)	4.18 (3.33 - 5.48)
SCOP [2]			**4.4 A+**	**4.0**	**3.9**
Pdesign at -10 °C		kW	10.0	12.5	14.0
Input power heating	Nominal (Min - Max)	kW	2.03 (0.56 - 3.90)	2.82 (0.60 - 4.20)	3.35 (0.62 - 4.80)
Annual energy consumption [3]		kWh/a	3182	—	—
Indoor unit			**S-1014PU3E**	**S-1014PU3E**	**S-1014PU3E**
Air flow	Hi / Med / Lo	m³/min	36.0 / 26.0 / 18.0	37.0 / 27.0 / 19.0	38.0 / 29.0 / 20.0
Moisture removal volume		L/h	2.7	4.8	6.0
Sound pressure [4]	Hi / Med / Lo	dB(A)	45 / 38 / 32	46 / 39 / 33	47 / 40 / 34
Sound power	Hi / Med / Lo	dB(A)	60 / 53 / 47	61 / 54 / 48	62 / 55 / 49
Dimension	Indoor (H x W x D)	mm	319 x 840 x 840	319 x 840 x 840	319 x 840 x 840
	Panel (H x W x D)	mm	33.5 x 950 x 950	33.5 x 950 x 950	33.5 x 950 x 950
Net weight	Indoor / Panel	kg	25 / 5	25 / 5	25 / 5
nanoe X Generator			Mark 1	Mark 1	Mark 1
Outdoor unit			**U-100PZ3E8**	**U-125PZ3E8**	**U-140PZ3E8**
Power source	(to outdoor)	V	380 - 400 - 415	380 - 400 - 415	380 - 400 - 415
Recommended Fuse		A	15	20	20
Current	Cool	A	4.35 - 4.15 - 4.00	5.65 - 5.35 - 5.15	7.00 - 6.65 - 6.40
	Heat	A	3.40 - 3.20 - 3.10	4.55 - 4.35 - 4.15	5.40 - 5.15 - 4.95
Air flow	Cool / Heat	m³/min	76 / 70	86 / 78	89 / 83
Sound pressure	Cool / Heat (Hi)	dB(A)	52 / 52	55 / 55	56 / 56
Sound power	Cool / Heat (Hi)	dB(A)	70 / 70	73 / 73	74 / 74
Dimension	H x W x D	mm	996 x 980 x 370	996 x 980 x 370	996 x 980 x 370
Net weight		kg	90	94	94
Pipe diameter	Liquid pipe	Inch (mm)	3/8 (9.52)	3/8 (9.52)	3/8 (9.52)
	Gas pipe	Inch (mm)	5/8 (15.88)	5/8 (15.88)	5/8 (15.88)
Pipe length range		m	5 ~ 50	5 ~ 50	5 ~ 50
Elevation difference (in/out) [7]		m	15 / 30	15 / 30	15 / 30
Pipe length for additional gas		m	30	30	30
Additional gas amount		g/m	45	45	45
Refrigerant (R32) / CO_2 Eq.		kg / T	2.60 / 1.76	2.98 / 2.01	2.98 / 2.01
Operating range	Cool Min ~ Max	°C	-10 ~ +43	-10 ~ +43	-10 ~ +43
	Heat Min ~ Max	°C	-15 ~ +24	-15 ~ +24	-15 ~ +24
Kit RRP		**£**	**2764**	**3007**	**3549**
Indoor unit RRP		£	943	943	943
Outdoor unit RRP		£	1,528	1,771	2,313
Panel RRP		£	184	184	184
Wired control RRP		£	109	109	109

Accessories		RRP £
CZ-RTC6	CONEX wired remote controller (non-wireless)	**129**
CZ-RTC6BL	CONEX wired remote controller with Bluetooth®	**155**
CZ-RTC6BLW	CONEX wired remote controller with Wi-Fi and Bluetooth®	**219**
CZ-RTC5B	Wired remote controller with Econavi function and datanavi	**109**
CZ-RWS3 + CZ-RWRU3W	Infrared remote controller	**248**

Accessories		RRP £
CZ-CAPWFC1	Commercial Wi-Fi Adaptor	**158**
CZ-KPU3AW	Econavi exclusive panel	**251**
PAW-WTRAY	Tray for condenser water compatible with outdoor elevation platform	**122**
PAW-GRDBSE20	Outdoor base ground support for noise and vibration absorption	**112**
PAW-GRDSTD40	Outdoor elevation platform 400 x 900 x 400 mm	**112**
CZ-FDU3+CZ-ATU2	Fresh air-intake kit	**710**

1) EER and COP calculation is based in accordance to EN14511. 2) Energy Label Scale from A+++ to D. For models below 12 kW, the SEER and SCOP is calculated based on values of EU/626/2011. For models above 12 kW, the SEER and SCOP is calculated based on values of EU/2281/2016. 3) The annual energy consumption is calculated in accordance to EU/626/2011. 4) The sound pressure of the units shows the value measured of the position 1,5 m below the unit. The sound pressure is measured in accordance with Eurovent 6/C/006-97 specification. 5) Connect the liquid socket tube (Ø6,35-Ø9,52) to the liquid tubing side indoor unit. 6) Connect the gas socket tube (Ø12,70-Ø15,88) to the gas tubing side indoor unit. 7) When installing the outdoor unit at a higher position than the indoor unit. 8) Outdoor unit located lower / outdoor unit located higher. * Recommended fuse for the indoor 3 A. ** Above values are in the case of nanoe™ X OFF.

R32 | A++ 8,1 SEER | A++ 4,9 SCOP | 28% ECONAVI | INVERTER+ | -10°C COOLING MODE | -15°C HEATING MODE | nanoeX | DC FAN | R22 R410A → R32 R22/R410A RENEWAL | OPTIONAL WLAN | BMS CONNECTIVITY

SEER: For S-3650PU3E + U-36PZ3E5. SCOP: For S-3650PU3E + U-60PZ3E5A. ECONAVI and INTERNET CONTROL: Optional.

Rating Conditions: Cooling Indoor 27 °C DB / 19 °C WB. Cooling Outdoor 35 °C DB / 24 °C WB. Heating Indoor 20 °C DB. Heating Outdoor 7 °C DB / 6 °C WB. (DB: Dry Bulb; WB: Wet Bulb).
Specifications subject to change without notice. For detailed information about ErP / Energy Labelling, please visit our websites www.aircon.panasonic.eu or www.ptc.panasonic.eu.

NEW PACi NX Series Elite 4 way 90x90 cassette Inverter+ • R32

New 4 way 90x90 cassette - PU3.
Powerful turbo fan and intelligent Econavi sensor ensure high energy efficiency, and nanoe™ X which is equipped as standard provides an exceptional level of indoor air quality.

			Single phase						
			3.6 kW	5.0 kW	6.0 kW	7.1 kW	10.0 kW	12.5 kW	14.0 kW
Kit			**KIT-36PU3ZH5**	**KIT-50PU3ZH5**	**KIT-60PU3ZH5**	**KIT-71PU3ZH5**	**KIT-100PU3ZH5**	**KIT-125PU3ZH5**	**KIT-140PU3ZH5**
Remote controller			**CZ-RTC5B**	**CZ-RTC5B**	**CZ-RTC5B**	**CZ-RTC5B**	**CZ-RTC5B**	**CZ-RTC5B**	**CZ-RTC5B**
Cooling capacity	Nominal (Min - Max)	kW	3.6 (1.2 - 4.0)	5.0 (1.2 - 5.6)	6.0 (1.2 - 7.1)	7.1 (2.2 - 9.0)	10.0 (3.1 - 12.5)	12.5 (3.2 - 14.0)	14.0 (3.3 - 16.0)
UK Cooling	(Total - Sensible)	kW	3.5 - 2.6	4.9 - 3.4	5.9 - 4.1	8.4 - 5.4	11.4 - 7.9	12.8 - 8.5	14.6 - 9.6
EER [1]		W/W	5.45	4.31	4.05	4.06	4.41	3.80	3.41
SEER [2]			**8.9 A+++**	**8.6 A+++**	**8.0 A++**	**7.7 A++**	**7.8 A++**	**7.7**	**7.2**
Pdesign		kW	3.6	5.0	6.0	7.1	10.0	12.5	14.0
Input power cooling		kW	0.66	1.16	1.48	1.75	2.27	3.29	4.11
Annual energy consumption [3]		kWh/a	142	203	263	323	449	—	—
Heating capacity	Nominal (Min - Max)	kW	4.0 (1.2 - 5.0)	5.6 (1.2 - 6.5)	7.0 (1.2 - 8.0)	8.0 (2.0 - 9.0)	11.2 (3.1 - 14.0)	14.0 (3.2 - 16.0)	16.0 (3.3 - 18.0)
UK Heating		kW	4.34	5.6	6.92	8.55	12.65	14.5	16.35
COP [1]		W/W	5.41	4.24	4.02	4.30	5.00	4.61	4.30
SCOP [2]			**5.1 A+++**	**4.9 A++**	**4.8 A++**	**4.8 A++**	**4.9 A++**	**4.7**	**4.6**
Pdesign at -10 °C		kW	3.6	4.5	4.7	5.2	8.0	9.5	10.6
Input power heating		kW	0.74	1.32	1.74	1.86	2.24	3.04	3.72
Annual energy consumption [3]		kWh/a	988	1286	1371	1517	2286	—	—
Indoor unit			**S-3650PU3E**	**S-3650PU3E**	**S-6071PU3E**	**S-6071PU3E**	**S-1014PU3E**	**S-1014PU3E**	**S-1014PU3E**
Air flow	Hi / Med / Lo	m³/min	14.5/13.0/11.5	16.5/13.5/11.5	21.0/16.0/13.0	22.0/16.0/13.0	36.0/26.0/18.0	37.0/27.0/19.0	38.0/29.0/20.0
Moisture removal volume		L/h	0.7	1.6	1.7	2.5	2.7	4.8	6.0
Sound pressure [4]	Hi / Med / Lo	dB(A)	30/28/27	32/29/27	36/31/28	37/31/28	45/38/32	46/39/33	47/40/34
Sound power	Hi / Med / Lo	dB(A)	45/43/42	47/44/42	51/46/43	52/46/43	60/53/47	61/54/48	62/55/49
Dimension	Indoor (H x W x D)	mm	256 x 840 x 840	256 x 840 x 840	256 x 840 x 840	256 x 840 x 840	319 x 840 x 840	319 x 840 x 840	319 x 840 x 840
	Panel (H x W x D)	mm	33.5 x 950 x 950	33.5 x 950 x 950	33.5 x 950 x 950	33.5 x 950 x 950	33.5 x 950 x 950	33.5 x 950 x 950	33.5 x 950 x 950
Net weight	Indoor / Panel	kg	19/5	19/5	20/5	20/5	25/5	25/5	25/5
nanoe X Generator			Mark 1	Mark 1	Mark 1	Mark 1	Mark 1	Mark 1	Mark 1
Outdoor unit			**U-36PZH3E5**	**U-50PZH3E5**	**U-60PZH3E5**	**U-71PZH3E5**	**U-100PZH3E5**	**U-125PZH3E5**	**U-140PZH3E5**
Power source	(to outdoor)	V	220 - 230 - 240	220 - 230 - 240	220 - 230 - 240	220 - 230 - 240	220 - 230 - 240	220 - 230 - 240	220 - 230 - 240
Recommended Fuse		A	20	20	25	25	35	35	40
Current	Cool	A	3.25 - 3.10 - 3.00	5.50 - 5.25 - 5.05	6.95 - 6.65 - 6.35	8.65 - 8.25 - 7.95	11.20-10.70-10.30	16.10-15.40-14.70	20.10-19.20-18.40
	Heat	A	3.60 - 3.45 - 3.30	6.25 - 6.00 - 5.75	8.05 - 7.70 - 7.40	9.00 - 8.70 - 8.35	10.90-10.60-10.10	14.90-14.20-13.60	18.20-17.40-16.70
Air flow	Cool / Heat	m³/min	34.1/36.4	42.0/42.0	42.0/42.0	61.0/60.0	118.0/108.0	125.0/112.0	129.0/116.0
Sound pressure	Cool / Heat (Hi)	dB(A)	43/44	46/48	47/50	48/50	52/52	53/53	54/54
Sound power	Cool / Heat (Hi)	dB(A)	62/64	64/67	65/69	65/67	69/69	70/70	71/71
Dimension	H x W x D	mm	695 x 875 x 320	695 x 875 x 320	695 x 875 x 320	996 x 940 x 340	1416 x 940 x 340	1416 x 940 x 340	1416 x 940 x 340
Net weight		kg	42	42	43	65	98	98	98
Pipe diameter	Liquid pipe	Inch (mm)	1/4 (6.35)	1/4 (6.35)	1/4 (6.35) [5]	3/8 (9.52)	3/8 (9.52)	3/8 (9.52)	3/8 (9.52)
	Gas pipe	Inch (mm)	1/2 (12.70)	1/2 (12.70)	1/2 (12.70) [6]	5/8 (15.88)	5/8 (15.88)	5/8 (15.88)	5/8 (15.88)
Pipe length range		m	3 ~ 40	3 ~ 40	3 ~ 40	5 ~ 50	5 ~ 85	5 ~ 85	5 ~ 85
Elevation difference (in/out) [7]		m	15/30 [8]	15/30 [8]	15/30 [8]	15/30 [8]	15/30 [8]	15/30 [8]	15/30 [8]
Pipe length for additional gas		m	30	30	30	30	30	30	30
Additional gas amount		g/m	15	15	15	45	45	45	45
Refrigerant (R32)/ CO_2 Eq.		kg / T	1.13/0.76	1.13/0.76	1.15/0.78	1.95/1.32	3.05/2.06	3.05/2.06	3.05/2.06
Operating range	Cool Min ~ Max	°C	-15 ~ +46	-15 ~ +46	-15 ~ +46	-15 ~ +48	-20 ~ +48 [9]	-20 ~ +48 [9]	-20 ~ +48 [9]
	Heat Min ~ Max	°C	-20 ~ +24	-20 ~ +24	-20 ~ +24	-20 ~ +24	-20 ~ +24	-20 ~ +24	-20 ~ +24
Kit RRP		**£**	**1,804**	**1,978**	**2,376**	**2,731**	**3,332**	**3,580**	**3,977**
Indoor unit RRP		£	508	508	777	777	943	943	943
Outdoor unit RRP		£	1,003	1,177	1,306	1,661	2,096	2,344	2,741
Panel RRP		£	184	184	184	184	184	184	184
Wired control RRP		£	109	109	109	109	109	109	109

Technical focus

- High performance turbo fan, path system for heat exchanger
- Econavi: An optional intelligent sensor to reduce waste of energy
- nanoe™ X (Generator Mark 1= 4,8 trillion hydroxyl radicals/ sec) as standard for better indoor air quality, indoor unit internal cleaning with nanoe™ X and dry operation
- Lower noise in slow fan operation
- Light weight, easy piping and integrated drain pump for quick installation
- Wired remote control CZ-RTC6BL allows easy system setting via Bluetooth®
- High volume fresh air input with optional air-intake plenum and chamber (CZ-FDU3+CZ-ATU2)

CZ-RTC5B

Standard panel.
CZ-KPU3W

COMPATIBLE WITH ALL PANASONIC CONNECTIVITY SOLUTIONS. FOR DETAILED INFORMATION GO TO THE CONTROL SYSTEMS SECTION

Optional Econavi panel (CZ-RTC5B is required).
CZ-KPU3AW

Optional controller. CONEX wired remote controller.
CZ-RTC6 - CZ-RTC6BL - CZ-RTC6BLW

Optional controller. Infrared remote controller.
CZ-RWS3 + CZ-RWRU3W

			Three phase			
			7.1 kW	**10.0 kW**	**12.5 kW**	**14.0 kW**
Kit			**KIT-71PU3ZH8**	**KIT-100PU3ZH8**	**KIT-125PU3ZH8**	**KIT-140PU3ZH8**
Remote controller			**CZ-RTC5B**	**CZ-RTC5B**	**CZ-RTC5B**	**CZ-RTC5B**
Cooling capacity	Nominal (Min - Max)	kW	7.1 (2.2 - 9.0)	10.0 (3.1 - 12.5)	12.5 (3.2 - 14.0)	14.0 (3.3 - 16.0)
UK Cooling	(Total - Sensible)	kW	8.4 - 5.4	11.4 - 7.9	12.8 - 8.5	14.6 - 9.6
EER [1]		W/W	4.06	4.41	3.80	3.41
SEER [2]			**7.6 A++**	**7.7 A++**	**7.7**	**7.2**
Pdesign		kW	7.1	10.0	12.5	14.0
Input power cooling		kW	1.75	2.27	3.29	4.11
Annual energy consumption [3]		kWh/a	327	455	—	—
Heating capacity	Nominal (Min - Max)	kW	8.0 (2.0 - 9.0)	11.2 (3.1 - 14.0)	14.0 (3.2 - 16.0)	16.0 (3.3 - 18.0)
UK Heating		kW	8.55	12.65	14.5	16.35
COP [1]		W/W	4.30	5.00	4.61	4.30
SCOP [2]			**4.8 A++**	**4.9 A++**	**4.7**	**4.6**
Pdesign at -10 °C		kW	5.2	8.0	9.5	10.6
Input power heating		kW	1.86	2.24	3.04	3.72
Annual energy consumption [3]		kWh/a	1517	2286	—	—
Indoor unit			**S-6071PU3E**	**S-1014PU3E**	**S-1014PU3E**	**S-1014PU3E**
Air flow	Hi / Med / Lo	m³/min	22.0/16.0/13.0	36.0/26.0/18.0	37.0/27.0/19.0	38.0/29.0/20.0
Moisture removal volume		L/h	2.5	2.7	4.8	6.0
Sound pressure [4]	Hi / Med / Lo	dB(A)	37/31/28	45/38/32	46/39/33	47/40/34
Sound power	Hi / Med / Lo	dB(A)	52/46/43	60/53/47	61/54/48	62/55/49
Dimension	Indoor (H x W x D)	mm	256 x 840 x 840	319 x 840 x 840	319 x 840 x 840	319 x 840 x 840
	Panel (H x W x D)	mm	33.5 x 950 x 950	33.5 x 950 x 950	33.5 x 950 x 950	33.5 x 950 x 950
Net weight	Indoor / Panel	kg	20/5	25/5	25/5	25/5
nanoe X Generator			Mark 1	Mark 1	Mark 1	Mark 1
Outdoor unit			**U-71PZH3E8**	**U-100PZH3E8**	**U-125PZH3E8**	**U-140PZH3E8**
Power source	(to outdoor)	V	380 - 400 - 415	380 - 400 - 415	380 - 400 - 415	380 - 400 - 415
Recommended Fuse		A	15	15	15	15
Current	Cool	A	2.90 - 2.80 - 2.70	3.80 - 3.60 - 3.45	5.45 - 5.15 - 5.00	6.80 - 6.45 - 6.20
	Heat	A	3.05 - 2.95 - 2.85	3.75 - 3.55 - 3.40	5.10 - 4.80 - 4.65	6.20 - 5.90 - 5.65
Air flow	Cool / Heat	m³/min	61.0/60.0	118.0/108.0	125.0/112.0	129.0/116.0
Sound pressure	Cool / Heat (Hi)	dB(A)	48/50	52/52	53/53	54/54
Sound power	Cool / Heat (Hi)	dB(A)	65/67	69/69	70/70	71/71
Dimension	H x W x D	mm	996 x 940 x 340	1416 x 940 x 340	1416 x 940 x 340	1416 x 940 x 340
Net weight		kg	65	98	98	98
Pipe diameter	Liquid pipe	Inch (mm)	3/8 (9.52)	3/8 (9.52)	3/8 (9.52)	3/8 (9.52)
	Gas pipe	Inch (mm)	5/8 (15.88)	5/8 (15.88)	5/8 (15.88)	5/8 (15.88)
Pipe length range		m	5 ~ 50	5 ~ 85	5 ~ 85	5 ~ 85
Elevation difference (in/out) [7]		m	15/30 [8]	15/30 [8]	15/30 [8]	15/30 [8]
Pipe length for additional gas		m	30	30	30	30
Additional gas amount		g/m	45	45	45	45
Refrigerant (R32) / CO_2 Eq.		kg / T	1.95/1.32	3.05/2.06	3.05/2.06	3.05/2.06
Operating range	Cool Min ~ Max	°C	-15 ~ +48	-20 ~ +48 [9]	-20 ~ +48 [9]	-20 ~ +48 [9]
	Heat Min ~ Max	°C	-20 ~ +24	-20 ~ +24	-20 ~ +24	-20 ~ +24
Kit RRP		**£**	**2779**	**3366**	**3684**	**4265**
Indoor unit RRP		£	777	943	943	943
Outdoor unit RRP		£	1,709	2,130	2,448	3,029
Panel RRP		£	184	184	184	184
Wired control RRP		£	109	109	109	109

Accessories		RRP £
CZ-RTC6	CONEX wired remote controller (non-wireless)	**129**
CZ-RTC6BL	CONEX wired remote controller with Bluetooth®	**155**
CZ-RTC6BLW	CONEX wired remote controller with Wi-Fi and Bluetooth®	**219**
CZ-RTC5B	Wired remote controller with Econavi function and datanavi	**109**
CZ-RWS3 + CZ-RWRU3W	Infrared remote controller	**248**

Accessories		RRP £
CZ-CAPWFC1	Commercial Wi-Fi Adaptor	**158**
CZ-KPU3AW	Econavi exclusive panel	**251**
PAW-WTRAY	Tray for condenser water compatible with outdoor elevation platform	**122**
PAW-GRDBSE20	Outdoor base ground support for noise and vibration absorption	**112**
PAW-GRDSTD40	Outdoor elevation platform 400 x 900 x 400 mm	**112**
CZ-FDU3+CZ-ATU2	Fresh air-intake kit	**710**

1) EER and COP calculation is based in accordance to EN14511. 2) Energy Label Scale from A+++ to D. For models below 12 kW, the SEER and SCOP is calculated based on values of EU/626/2011. For models above 12 kW, the SEER and SCOP is calculated based on values of EU/2281/2016. 3) The annual energy consumption is calculated in accordance to EU/626/2011. 4) The sound pressure of the units shows the value measured of the position 1,5 m below the unit. The sound pressure is measured in accordance with Eurovent 6/C/006-97 specification. 5) Connect the liquid socket tube (Ø6,35-Ø9,52) to the liquid tubing side indoor unit. 6) Connect the gas socket tube (Ø12,70-Ø15,88) to the gas tubing side indoor unit. 7) When installing the outdoor unit at a higher position than the indoor unit. 8) Outdoor unit located lower / outdoor unit located higher. 9) For models 100 ~ 140PZH3E5(8), it is possible to operate the lowest -20 °C in the computer rooms with the piping length of 30 m or less.* Recommended fuse for the indoor 3 A. ** Above values are in the case of nanoe™ X OFF.

R32 | A+++ 8,9 SEER | A+++ 5,1 SCOP | 28% ECONAVI | INVERTER+ | -15°C COOLING MODE | -20°C HEATING MODE | nanoeX | DC FAN | R22 R410A → R32 R22/R410A RENEWAL | OPTIONAL WLAN | BMS CONNECTIVITY

SEER and SCOP: For S-3650PU3E + U-36PZH3E5. ECONAVI and INTERNET CONTROL: Optional.
Rating Conditions: Cooling Indoor 27 °C DB / 19 °C WB. Cooling Outdoor 35 °C DB / 24 °C WB. Heating Indoor 20 °C DB. Heating Outdoor 7 °C DB / 6 °C WB. (DB: Dry Bulb; WB: Wet Bulb).
Specifications subject to change without notice. For detailed information about ErP / Energy Labelling, please visit our websites www.aircon.panasonic.eu or www.ptc.panasonic.eu.

NEW 2021

Available Mar 21

nanoe™ X as a standard.

NEW PACi NX Series Standard ceiling Inverter+ • R32

Ceiling mounted units provide large and wide air distribution which is good for big rooms.
The height and depth of all capacities are the same for unified appearance in mixed installations.

			Single phase						
			3.6 kW	5.0 kW	6.0 kW	7.1 kW	10.0 kW	12.5 kW	14.0 kW
Kit			**KIT-36PT3Z5**	**KIT-50PT3Z5**	**KIT-60PT3Z5**	**KIT-71PT3Z5**	**KIT-100PT3Z5**	**KIT-125PT3Z5**	**KIT-140PT3Z5**
Remote controller			**CZ-RTC5B**	**CZ-RTC5B**	**CZ-RTC5B**	**CZ-RTC5B**	**CZ-RTC5B**	**CZ-RTC5B**	**CZ-RTC5B**
Cooling capacity	Nominal (Min - Max)	kW	3.5 (1.5 - 4.0)	5.0 (1.5 - 5.2)	6.0 (2.0 - 7.1)	6.8 (2.6 - 7.7)	10.0 (3.0 - 11.5)	12.5 (3.2 - 13.5)	14.0 (3.3 - 15.0)
UK Cooling	(Total - Sensible)	kW	3.3 - 2.4	4.8 - 3.2	5.9 - 4.0	6.5 - 4.3	10.7 - 7.1	12.6 - 8.2	13.9 - 8.9
EER [1]		W/W	4.14	3.03	3.59	3.24	3.64	3.32	2.98
SEER [2]			**7.2 A++**	**6.7 A++**	**7.3 A++**	**5.9 A+**	**6.6 A++**	**6.1**	**5.8**
Pdesign		kW	3.5	5.0	6.0	6.8	10.0	12.5	14.0
Input power cooling		kW	0.85	1.65	1.67	2.10	2.75	3.76	4.70
Annual energy consumption [3]		kWh/a	171	262	288	404	531	—	—
Heating capacity	Nominal (Min - Max)	kW	3.5 (1.5 - 4.6)	5.0 (1.5 - 6.4)	6.0 (1.8 - 7.0)	6.8 (2.1 - 8.1)	10.0 (3.0 - 14.0)	12.5 (3.3 - 15.0)	14.0 (3.4 - 16.0)
UK Heating		kW	3.9	5.6	6.1	6.9	12.68	14.7	15.22
COP [1]		W/W	4.61	3.73	4.11	4.20	4.24	3.89	3.70
SCOP [2]			**4.4 A+**	**4.1 A+**	**4.6 A++**	**4.3 A+**	**4.2 A+**	**3.8**	**3.7**
Pdesign at -10 °C		kW	2.8	4.0	4.6	4.7	10.0	12.5	13.6
Input power heating		kW	0.76	1.34	1.46	1.62	2.36	3.21	3.78
Annual energy consumption [3]		kWh/a	891	1365	1399	1529	3331	—	—
Indoor unit			**S-3650PT3E**	**S-3650PT3E**	**S-6071PT3E**	**S-6071PT3E**	**S-1014PT3E**	**S-1014PT3E**	**S-1014PT3E**
Air flow	Hi / Med / Lo	m³/min	14.0/12.0/10.5	15.0/12.5/10.5	20.0/17.0/14.5	21.0/18.0/15.5	30.0/25.0/23.0	34.0/28.0/24.0	35.0/29.0/25.0
Moisture removal volume		L/h	0.8	2.0	2.1	2.7	4.1	5.7	6.9
Sound pressure [4]	Hi / Med / Lo	dB(A)	36/32/28	37/33/28	38/34/29	39/35 /30	42/37/34	46/40/35	47/41/36
Sound power	Hi / Med / Lo	dB(A)	54/50/46	55/51/46	56/52/47	57/53/48	60/55/52	64/58/53	65/59/54
Dimension	H x W x D	mm	235 x 960 x 690	235 x 960 x 690	235 x 1275 x 690	235 x 1275 x 690	235 x 1590 x 690	235 x 1590 x 690	235 x 1590 x 690
Net weight		kg	26	26	34	34	40	40	40
nanoe X Generator			Mark 2	Mark 2	Mark 2	Mark 2	Mark 2	Mark 2	Mark 2
Outdoor unit			**U-36PZ3E5**	**U-50PZ3E5**	**U-60PZ3E5A**	**U-71PZ3E5A**	**U-100PZ3E5**	**U-125PZ3E5**	**U-140PZ3E5**
Power source	(to outdoor)	V	220 - 230 - 240	220 - 230 - 240	220 - 230 - 240	220 - 230 - 240	220 - 230 - 240	220 - 230 - 240	220 - 230 - 240
Recommended Fuse		A	15	15	20	20	35	40	40
Current	Cool	A	3.90 - 3.75 - 3.60	7.65 - 7.30 - 7.00	7.75 - 7.40 - 7.10	9.75 - 9.30 - 8.95	13.70-13.10-12.60	18.20-17.40-16.70	22.70-21.70-20.80
	Heat	A	3.65 - 3.40 - 3.25	6.30 - 6.00 - 5.75	6.75 - 6.50 - 6.20	7.50 - 7.20 - 6.90	11.80-11.30-10.80	15.50-14.80-14.20	18.30-17.50-16.80
Air flow	Cool / Heat	m³/min	33.6/34.0	32.7/31.9	42.6/41.5	44.7/45.9	73.0/43.0	82.0/80.0	84.0/82.0
Sound pressure	Cool / Heat (Hi)	dB(A)	46/47	46/46	47/48	48/49	52/52	55/55	56/56
Sound power	Cool / Heat (Hi)	dB(A)	64/66	64/64	64/65	66/68	70/70	73/73	74/74
Dimension	H x W x D	mm	619 x 824 x 299	619 x 824 x 299	695 x 875 x 320	695 x 875 x 320	996 x 980 x 370	996 x 980 x 370	996 x 980 x 370
Net weight		kg	32	35	42	50	83	87	87
Pipe diameter	Liquid pipe	Inch (mm)	1/4 (6.35)	1/4 (6.35)	1/4 (6.35) [5]	1/4 (6.35) [5]	3/8 (9.52)	3/8 (9.52)	3/8 (9.52)
	Gas pipe	Inch (mm)	1/2 (12.70)	1/2 (12.70)	1/2 (12.70) [6]	5/8 (15.88)	5/8 (15.88)	5/8 (15.88)	5/8 (15.88)
Pipe length range		m	3 ~ 15	3 ~ 20	3 ~ 40	3 ~ 40	5 ~ 50	5 ~ 50	5 ~ 50
Elevation difference (in/out) [7]		m	15/15 [8]	15/15 [8]	15/30 [8]	20/30 [8]	15/30 [8]	15/30 [8]	15/30 [8]
Pipe length for additional gas		m	7.5	7.5	7.5	10	30	30	30
Additional gas amount		g/m	10	15	15	17	45	45	45
Refrigerant (R32) / CO_2 Eq.		kg / T	0.87/0.59	1.14/0.77	1.15/0.78	1.32/0.89	2.40/1.62	2.80/1.89	2.80/1.89
Operating range	Cool Min ~ Max	°C	-10 ~ +43	-10 ~ +43	-10 ~ +43	-10 ~ +43	-10 ~ +43	-10 ~ +43	-10 ~ +43
	Heat Min ~ Max	°C	-15 ~ +24	-15 ~ +24	-15 ~ +24	-15 ~ +24	-15 ~ +24	-15 ~ +24	-15 ~ +24
Kit RRP		**£**	**1,563**	**1,769**	**1,971**	**2,239**	**2,773**	**3,051**	**3,621**
Indoor unit RRP		£	762	762	955	955	1,225	1,225	1,225
Outdoor unit RRP		£	692	898	907	1175	1,439	1,717	2,287
Wired control RRP		£	109	109	109	109	109	109	109

Technical focus

- Wide air distribution for large rooms
- Horizontal air flow reaches maximum 9,5 m
- Fresh air connection available on the unit
- Slim design with 235 m height fits narrow space
- Silent operation
- Wired remote control CZ-RTC6BL allows easy system setting via Bluetooth®
- Twin, Triple and Double-twin split options
- Easy connection and control of external fan or ERV using the connector PAW-FDC on the indoor unit PCB. The external device can be controlled by the remote control of the Panasonic indoor unit

Further comfort improvement with airflow distribution

Horizontal air flow reaches maximum 9.5 m. This is ideal for wide rooms.
The wide air discharge opening expands the air flow to the left and the right. The unpleasant feeling caused when the air flow directly hits the human body is prevented by the "Draft prevention position", which changes the swing width, so that the degree of comfort is increased.

nanoe™ X (Generator Mark 2= 9,6 trillion hydroxyl radicals/sec) as standard for better indoor air quality, indoor unit internal cleaning with nanoe™ X and dry operation

CZ-RTC5B

COMPATIBLE WITH ALL PANASONIC CONNECTIVITY SOLUTIONS. FOR DETAILED INFORMATION GO TO THE CONTROL SYSTEMS SECTION

Optional controller. CONEX wired remote controller.
CZ-RTC6 - CZ-RTC6BL - CZ-RTC6BLW

Optional controller. Infrared remote controller.
CZ-RWS3 + CZ-RWRT3

Optional Econavi sensor.
CZ-CENSC1

			Three phase		
			10.0 kW	**12.5 kW**	**14.0 kW**
Kit			**KIT-100PT3Z8**	**KIT-125PT3Z8**	**KIT-140PT3Z8**
Remote controller			**CZ-RTC5B**	**CZ-RTC5B**	**CZ-RTC5B**
Cooling capacity	Nominal (Min - Max)	kW	10.0 (3.0 - 11.5)	12.5 (3.2 - 13.5)	14.0 (3.3 - 15.0)
UK Cooling	(Total - Sensible)	kW	10.7 - 7.1	12.6 - 8.2	13.9 - 8.9
EER [1]		W/W	3.64	3.32	2.98
SEER [2]			**6.5 A++**	**6.1**	**5.8**
Pdesign		kW	10.0	12.5	14.0
Input power cooling		kW	2.75	3.76	4.70
Annual energy consumption [3]		kWh/a	537	—	—
Heating capacity	Nominal (Min - Max)	kW	10.0 (3.0 - 14.0)	12.5 (3.3 - 15.0)	14.0 (3.4 - 16.0)
UK Heating		kW	12.68	14.7	15.22
COP [1]		W/W	4.24	3.89	3.70
SCOP [2]			**4.2 A+**	**3.8**	**3.7**
Pdesign at -10 °C		kW	10.0	12.5	13.6
Input power heating		kW	2.36	3.21	3.78
Annual energy consumption [3]		kWh/a	3331	—	—
Indoor unit			**S-1014PT3E**	**S-1014PT3E**	**S-1014PT3E**
Air flow	Hi / Med / Lo	m³/min	30.0 / 25.0 / 23.0	34.0 / 28.0 / 24.0	35.0 / 29.0 / 25.0
Moisture removal volume		L/h	4.1	5.7	6.9
Sound pressure [4]	Hi / Med / Lo	dB(A)	42 / 37 / 34	46 / 40 / 35	47 / 41 / 36
Sound power	Hi / Med / Lo	dB(A)	60 / 55 / 52	64 / 58 / 53	65 / 59 / 54
Dimension	H x W x D	mm	235 x 1590 x 690	235 x 1590 x 690	235 x 1590 x 690
Net weight		kg	40	40	40
nanoe X Generator			Mark 2	Mark 2	Mark 2
Outdoor unit			**U-100PZ3E8**	**U-125PZ3E8**	**U-140PZ3E8**
Power source	(to outdoor)	V	380 - 400 - 415	380 - 400 - 415	380 - 400 - 415
Recommended Fuse		A	15	20	20
Current	Cool	A	4.60 - 4.35 - 4.20	6.10 - 5.75 - 5.55	7.60 - 7.20 - 6.95
	Heat	A	3.95 - 3.75 - 3.60	5.20 - 4.95 - 4.75	6.10 - 5.80 - 5.60
Air flow	Cool / Heat	m³/min	73.0 / 73.0	82.0 / 80.0	84.0 / 82.0
Sound pressure	Cool / Heat (Hi)	dB(A)	52 / 52	55 / 55	56 / 56
Sound power	Cool / Heat (Hi)	dB(A)	70 / 70	73 / 73	74 / 74
Dimension	H x W x D	mm	996 x 980 x 370	996 x 980 x 370	996 x 980 x 370
Net weight		kg	83	87	87
Pipe diameter	Liquid pipe	Inch (mm)	3/8 (9.52)	3/8 (9.52)	3/8 (9.52)
	Gas pipe	Inch (mm)	5/8 (15.88)	5/8 (15.88)	5/8 (15.88)
Pipe length range		m	5 ~ 50	5 ~ 50	5 ~ 50
Elevation difference (in/out) [7]		m	15 / 30 [8]	15 / 30 [8]	15 / 30 [8]
Pipe length for additional gas		m	30	30	30
Additional gas amount		g/m	45	45	45
Refrigerant (R32) / CO_2 Eq.		kg / T	2.40 / 1.62	2.8 / 1.89	2.8 / 1.89
Operating range	Cool Min ~ Max	°C	-10 ~ +43	-10 ~ +43	-10 ~ +43
	Heat Min ~ Max	°C	-15 ~ +24	-15 ~ +24	-15 ~ +24
Kit RRP		**£**	**2,862**	**3,105**	**3,647**
Indoor unit RRP		£	1,225	1,225	1,225
Outdoor unit RRP		£	1,528	1,771	2,313
Wired control RRP		£	109	109	109

Accessories		RRP £
CZ-RTC6	CONEX wired remote controller (non-wireless)	**129**
CZ-RTC6BL	CONEX wired remote controller with Bluetooth®	**155**
CZ-RTC6BLW	CONEX wired remote controller with Wi-Fi and Bluetooth®	**219**
CZ-RTC5B	Wired remote controller with Econavi function and datanavi	**109**
CZ-RWS3 + CZ-RWRT3	Infrared remote controller	**248**

Accessories		RRP £
CZ-CAPWFC1	Commercial Wi-Fi Adaptor	**158**
PAW-WTRAY	Tray for condenser water compatible with outdoor elevation platform	**122**
PAW-GRDBSE20	Outdoor base ground support for noise and vibration absorption	**112**
PAW-GRDSTD40	Outdoor elevation platform 400 x 900 x 400 mm	**112**
CZ-CENSC1	Econavi energy savings sensor	**135**

1) EER and COP calculation is based in accordance to EN14511. 2) Energy Label Scale from A+++ to D. For models below 12 kW, the SEER and SCOP is calculated based on values of EU/626/2011. For models above 12 kW, the SEER and SCOP is calculated based on values of EU/2281/2016. 3) The annual energy consumption is calculated in accordance to EU/626/2011. 4) The sound pressure of the units shows the value measured of the position 1 m in front of the main body and 1 m below the unit. The sound pressure is measured in accordance with Eurovent 6/C/006-97 specification. 5) Connect the liquid socket tube (Ø6,35-Ø9,52) to the liquid tubing side indoor unit. 6) Connect the gas socket tube (Ø12,70-Ø15,88) to the gas tubing side indoor unit. 7) When installing the outdoor unit at a higher position than the indoor unit. 8) Outdoor unit located lower / outdoor unit located higher. * Recommended fuse for the indoor 3 A.

SEER and SCOP: For S-6071PT3E + U-60PZ3E5A. INTERNET CONTROL: Optional.

Rating Conditions: Cooling Indoor 27 °C DB / 19 °C WB. Cooling Outdoor 35 °C DB / 24 °C WB. Heating Indoor 20 °C DB. Heating Outdoor 7 °C DB / 6 °C WB. (DB: Dry Bulb; WB: Wet Bulb).
Specifications subject to change without notice. For detailed information about ErP / Energy Labelling, please visit our websites www.aircon.panasonic.eu or www.ptc.panasonic.eu.

NEW 2021

Available Mar 21

nanoe™ X as a standard.

NEW PACi NX Series Elite ceiling Inverter+ • R32

Ceiling mounted units provide large and wide air distribution which is good for big rooms.
The height and depth of all capacities are the same for unified appearance in mixed installations.

			Single phase						
			3.6 kW	5.0 kW	6.0 kW	7.1 kW	10.0 kW	12.5 kW	14.0 kW
Kit			KIT-36PT3ZH5	KIT-50PT3ZH5	KIT-60PT3ZH5	KIT-71PT3ZH5	KIT-100PT3ZH5	KIT-125PT3ZH5	KIT-140PT3ZH5
Remote controller			CZ-RTC5B	CZ-RTC5B	CZ-RTC5B	CZ-RTC5B	CZ-RTC5B	CZ-RTC5B	CZ-RTC5B
Cooling capacity	Nominal (Min - Max)	kW	3.5 (1.2 - 4.0)	5.0 (1.2 - 5.6)	6.0 (1.2 - 7.1)	6.8 (2.2 - 9.0)	9.5 (3.1 - 12.5)	12.1 (3.2 - 14.0)	13.4 (3.3 - 16.0)
UK Cooling	(Total - Sensible)	kW	3.4 - 2.5	4.9 - 3.3	5.9 - 4.0	8.1 - 5.2	11.4 - 7.5	12.8 - 8.3	14.6 - 9.2
EER [1]		W/W	4.86	4.03	3.82	3.91	4.15	3.51	3.21
SEER [2]			**7.7 A++**	**7.4 A++**	**7.5 A++**	**7.3 A++**	**7.3 A++**	**7.0**	**6.7**
Pdesign		kW	3.5	5.0	6.0	6.8	9.5	12.1	13.4
Input power cooling		kW	0.720	1.24	1.57	1.74	2.29	3.45	4.17
Annual energy consumption [3]		kWh/a	160	237	280	326	456	—	—
Heating capacity	Nominal (Min - Max)	kW	4.0 (1.2 - 5.0)	5.6 (1.2 - 6.5)	7.0 (1.2 - 8.0)	8.0 (2.0 - 9.0)	11.2 (3.1 - 14.0)	14.0 (3.2 - 16.0)	16.0 (3.3 - 18.0)
UK Heating		kW	4.34	5.6	6.92	8.55	12.65	14.5	16.35
COP [1]		W/W	5.00	4.03	4.14	3.96	4.09	3.78	3.48
SCOP [2]			**4.9 A++**	**4.8 A++**	**4.8 A++**	**4.7 A++**	**4.7 A++**	**4.6**	**4.5**
Pdesign at -10 °C		kW	3.1	4.0	4.6	4.7	7.8	9.5	10.2
Input power heating		kW	0.80	1.39	1.69	2.02	2.74	3.70	4.60
Annual energy consumption [3]		kWh/a	886	1167	1342	1400	2323	—	—
Indoor unit			**S-3650PT3E**	**S-3650PT3E**	**S-6071PT3E**	**S-6071PT3E**	**S-1014PT3E**	**S-1014PT3E**	**S-1014PT3E**
Air flow	Hi / Med / Lo	m³/min	14.0/12.0/10.5	15.0/12.5/10.5	20.0/17.0/14.5	21.0/18.0/15.5	30.0/25.0/23.0	34.0/28.0/24.0	35.0/29.0/25.0
Moisture removal volume		L/h	0.8	2.0	2.1	2.7	3.6	5.4	6.4
Sound pressure [4]	Hi / Med / Lo	dB(A)	36/32/28	37/33/28	38/34/29	39/35 /30	42/37/34	46/40/35	47/41/36
Sound power	Hi / Med / Lo	dB(A)	54/50/46	55/51/46	56/52/47	57/53/48	60/55/52	64/58/53	65/59/54
Dimension	H x W x D	mm	235 x 960 x 690	235 x 960 x 690	235 x 1275 x 690	235 x 1275 x 690	235 x 1590 x 690	235 x 1590 x 690	235 x 1590 x 690
Net weight		kg	26	26	34	34	40	40	40
nanoe X Generator			Mark 2	Mark 2	Mark 2	Mark 2	Mark 2	Mark 2	Mark 2
Outdoor unit			**U-36PZH3E5**	**U-50PZH3E5**	**U-60PZH3E5**	**U-71PZH3E5**	**U-100PZH3E5**	**U-125PZH3E5**	**U-140PZH3E5**
Power source	(to outdoor)	V	220 - 230 - 240	220 - 230 - 240	220 - 230 - 240	220 - 230 - 240	220 - 230 - 240	220 - 230 - 240	220 - 230 - 240
Recommended Fuse		A	20	20	25	25	35	40	40
Current	Cool	A	3.55 - 3.40 - 3.25	5.85 - 5.60 - 5.40	7.35 - 7.05 - 6.75	8.60 - 8.20 - 7.90	11.30-10.80-10.40	16.90-16.10-15.50	20.40-19.50-18.70
	Heat	A	3.90 - 3.75 - .3.60	6.60 - 6.30 - 6.05	7.85 - 7.50 - 7.20	9.75 - 9.45 - 9.05	13.40-19.20-12.40	18.10-17.30-16.60	22.50-21.50-20.60
Air flow	Cool / Heat	m³/min	34.1/36.4	42.0/42.0	42.0/42.0	61.0/60.0	118.0/108.0	125.0/112.0	129.0/116.0
Sound pressure	Cool / Heat (Hi)	dB(A)	43/44	46/48	47/50	48/50	52/52	53/53	54/54
Sound power	Cool / Heat (Hi)	dB(A)	62/64	64/67	65/69	65/67	69/69	70/70	71/71
Dimension	H x W x D	mm	695 x 875 x 320	695 x 875 x 320	695 x 875 x 320	996 x 940 x 340	1416 x 940 x 340	1416 x 940 x 340	1416 x 940 x 340
Net weight		kg	42	42	43	65	98	98	98
Pipe diameter	Liquid pipe	Inch (mm)	1/4 (6.35)	1/4 (6.35)	1/4 (6.35) [5]	3/8 (9.52)	3/8 (9.52)	3/8 (9.52)	3/8 (9.52)
	Gas pipe	Inch (mm)	1/2 (12.70)	1/2 (12.70)	1/2 (12.70) [6]	5/8 (15.88)	5/8 (15.88)	5/8 (15.88)	5/8 (15.88)
Pipe length range		m	3 ~ 40	3 ~ 40	3 ~ 40	5 - 50	5 ~ 85	5 ~ 85	5 ~ 85
Elevation difference (in/out) [7]		m	15/30 [8]	15/30 [8]	15/30 [8]	15/30 [8]	15/30 [8]	15/30 [8]	15/30 [8]
Pipe length for additional gas		m	30	30	30	30	30	30	30
Additional gas amount		g/m	15	15	15	45	45	45	45
Refrigerant (R32) / CO_2 Eq.		kg / T	1.13/0.76	1.13/0.76	1.15/0.78	1.95/1.32	3.05/2.06	3.05/2.06	3.05/2.06
Operating range	Cool Min ~ Max	°C	-15 ~ +46	-15 ~ +46	-15 ~ +46	-15 ~ +48	-20 ~ +48 [9]	-20 ~ +48 [9]	-20 ~ +48 [9]
	Heat Min ~ Max	°C	-20 ~ +24	-20 ~ +24	-20 ~ +24	-20 ~ +24	-20 ~ +24	-20 ~ +24	-20 ~ +24
Kit RRP		**£**	**1,874**	**2,048**	**2,370**	**2,725**	**3,430**	**3,678**	**4,075**
Indoor unit RRP		£	762	762	955	955	1,225	1,225	1,225
Outdoor unit RRP		£	1,003	1,177	1,306	1,661	2,096	2,344	2,741
Wired control RRP		£	109	109	109	109	109	109	109

Technical focus

- Wide air distribution for large rooms
- Horizontal air flow reaches maximum 9.5 m
- Fresh air connection available on the unit
- Slim design with 235 m height fits narrow space
- Silent operation
- Wired remote control CZ-RTC6BL allows easy system setting via Bluetooth®
- Twin, Triple and Double-twin split options
- Easy connection and control of external fan or ERV using the connector PAW-FDC on the indoor unit PCB. The external device can be controlled by the remote control of the Panasonic indoor unit

Further comfort improvement with airflow distribution

Horizontal air flow reaches maximum 9.5 m. This is ideal for wide rooms.
The wide air discharge opening expands the air flow to the left and the right. The unpleasant feeling caused when the air flow directly hits the human body is prevented by the "Draft prevention position", which changes the swing width, so that the degree of comfort is increased.

nanoe™ X (Generator Mark 2= 9,6 trillion hydroxyl radicals/sec) as standard for better indoor air quality, indoor unit internal cleaning with nanoe™ X and dry operation

CZ-RTC5B

COMPATIBLE WITH ALL PANASONIC CONNECTIVITY SOLUTIONS. FOR DETAILED INFORMATION GO TO THE CONTROL SYSTEMS SECTION

CONEX

Optional controller. CONEX wired remote controller.
CZ-RTC6 - CZ-RTC6BL - CZ-RTC6BLW

Optional controller. Infrared remote controller.
CZ-RWS3 + CZ-RWRT3

Optional Econavi sensor.
CZ-CENSC1

			Three phase			
			7.1 kW	**10.0 kW**	**12.5 kW**	**14.0 kW**
Kit			**KIT-71PT3ZH8**	**KIT-100PT3ZH8**	**KIT-125PT3ZH8**	**KIT-140PT3ZH8**
Remote controller			**CZ-RTC5B**	**CZ-RTC5B**	**CZ-RTC5B**	**CZ-RTC5B**
Cooling capacity	Nominal (Min - Max)	kW	6.8 (2.2 - 9.0)	9.5 (3.1 - 12.5)	12.1 (3.2 - 14.0)	13.4 (3.3 - 16.0)
UK Cooling	(Total - Sensible)	kW	8.1 - 5.2	11.4 - 7.5	12.8 - 8.3	14.6 - 9.2
EER [1]		W/W	3.91	4.15	3.51	3.21
SEER [2]			**7.2 A++**	**7.2 A++**	**7.0**	**6.6**
Pdesign		kW	6.8	9.5	12.1	13.4
Input power cooling		kW	1.74	2.29	3.45	4.17
Annual energy consumption [3]		kWh/a	331	462	—	—
Heating capacity	Nominal (Min - Max)	kW	8.0 (2.0 - 9.0)	11.2 (3.1 - 14.0)	14.0 (3.2 - 16.0)	16.0 (3.3 - 18.0)
UK Heating		kW	8.55	12.65	14.5	16.35
COP [1]		W/W	3.96	4.09	3.78	3.48
SCOP [2]			**4.7 A++**	**4.7 A++**	**4.6**	**4.5**
Pdesign at -10 °C		kW	4.7	7.8	9.5	10.2
Input power heating		kW	2.02	2.74	3.7	4.6
Annual energy consumption [3]		kWh/a	1400	2324	—	—
Indoor unit			**S-6071PT3E**	**S-1014PT3E**	**S-1014PT3E**	**S-1014PT3E**
Air flow	Hi / Med / Lo	m³/min	21.0 / 18.0 / 15.0	30.0 / 25.0 / 23.0	34.0 / 28.0 / 24.0	35.0 / 29.0 / 25.0
Moisture removal volume		L/h	2.7	3.6	5.4	6.4
Sound pressure [4]	Hi / Med / Lo	dB(A)	39 / 35 / 30	42 / 37 / 34	46 / 40 / 35	47 / 41 / 36
Sound power	Hi / Med / Lo	dB(A)	57 / 53 / 48	60 / 55 / 52	64 / 58 / 53	65 / 59 / 54
Dimension	H x W x D	mm	235 x 1275 x 690	235 x 1590 x 690	235 x 1590 x 690	235 x 1590 x 690
Net weight		kg	34	40	40	40
nanoe X Generator			Mark 2	Mark 2	Mark 2	Mark 2
Outdoor unit			**U-71PZH3E8**	**U-100PZH3E8**	**U-125PZH3E8**	**U-140PZH3E8**
Power source	(to outdoor)	V	380 - 400 - 415	380 - 400 - 415	380 - 400 - 415	380 - 400 - 415
Recommended Fuse		A	15	15	15	15
Current	Cool	A	2.90 - 2.80 - 2.70	3.80 - 3.65 - 3.45	5.70 - 5.40 - 5.20	5.90 - 6.55 - 6.30
	Heat	A	3.35 - 3.20 - 3.10	4.55 - 4.35 - 4.15	6.20 - 5.85 - 5.65	7.70 - 7.30 - 6.95
Air flow	Cool / Heat	m³/min	61.0 / 60.0	118.0 / 108.0	125.0 / 112.0	129.0 / 116.0
Sound pressure	Cool / Heat (Hi)	dB(A)	48 / 50	52 / 52	53 / 53	54 / 54
Sound power	Cool / Heat (Hi)	dB(A)	65 / 67	69 / 69	70 / 70	71 / 71
Dimension	H x W x D	mm	996 x 940 x 340	1416 x 940 x 340	1416 x 940 x 340	1416 x 940 x 340
Net weight		kg	65	98	98	98
Pipe diameter	Liquid pipe	Inch (mm)	3/8 (9.52)	3/8 (9.52)	3/8 (9.52)	3/8 (9.52)
	Gas pipe	Inch (mm)	5/8 (15.88)	5/8 (15.88)	5/8 (15.88)	5/8 (15.88)
Pipe length range		m	5 ~ 50	5 ~ 85	5 ~ 85	5 ~ 85
Elevation difference (in/out) [7]		m	15 / 30 [8]	15 / 30 [8]	15 / 30 [8]	15 / 30 [8]
Pipe length for additional gas		m	30	30	30	30
Additional gas amount		g/m	45	45	45	45
Refrigerant (R32) / CO_2 Eq.		kg / T	1.95 / 1.32	3.05 / 2.06	3.05 / 2.06	3.05 / 2.06
Operating range	Cool Min ~ Max	°C	-15 ~ +48	-20 ~ +48 [9]	-20 ~ +48 [9]	-20 ~ +48 [9]
	Heat Min ~ Max	°C	-20 ~ +24	-20 ~ +24	-20 ~ +24	-20 ~ +24
Kit RRP		**£**	**2,773**	**3,464**	**3,782**	**4,363**
Indoor unit RRP		£	955	1,225	1,225	1,225
Outdoor unit RRP		£	1,709	2,130	2,448	3,029
Wired control RRP		£	109	109	109	109

Accessories		RRP £
CZ-RTC6	CONEX wired remote controller (non-wireless)	**129**
CZ-RTC6BL	CONEX wired remote controller with Bluetooth®	**155**
CZ-RTC6BLW	CONEX wired remote controller with Wi-Fi and Bluetooth®	**219**
CZ-RTC5B	Wired remote controller with Econavi function and datanavi	**109**
CZ-RWS3 + CZ-RWRT3	Infrared remote controller	**248**

Accessories		RRP £
CZ-CAPWFC1	Commercial Wi-Fi Adaptor	**158**
PAW-WTRAY	Tray for condenser water compatible with outdoor elevation platform	**122**
PAW-GRDBSE20	Outdoor base ground support for noise and vibration absorption	**112**
PAW-GRDSTD40	Outdoor elevation platform 400 x 900 x 400 mm	**112**
CZ-CENSC1	Econavi energy savings sensor	**135**

1) EER and COP calculation is based in accordance to EN14511. 2) Energy Label Scale from A+++ to D. For models below 12 kW, the SEER and SCOP is calculated based on values of EU/626/2011. For models above 12 kW, the SEER and SCOP is calculated based on values of EU/2281/2016. 3) The annual energy consumption is calculated in accordance to EU/626/2011. 4) The sound pressure of the units shows the value measured of the position 1 m in front of the main body and 1 m below the unit. The sound pressure is measured in accordance with Eurovent 6/C/006-97 specification. 5) Connect the liquid socket tube (Ø6,35-Ø9,52) to the liquid tubing side indoor unit. 6) Connect the gas socket tube (Ø12,70-Ø15,88) to the gas tubing side indoor unit. 7) When installing the outdoor unit at a higher position than the indoor unit. 8) Outdoor unit located lower / outdoor unit located higher. 9) For models 100 ~ 140PZH3E5(8), it is possible to operate the lowest -20 °C in the computer rooms with the piping length of 30 m or less.* Recommended fuse for the indoor 3 A.

R32 | A++ 7,7 SEER | A++ 4,9 SCOP | INVERTER+ | -15°C COOLING MODE | -20°C HEATING MODE | R22 R410A → R32 R22/R410A RENEWAL | OPTIONAL WI-FI | BMS CONNECTIVITY

SEER and SCOP: For S-3650PT3E + U-36PZH3E5. INTERNET CONTROL: Optional.

Rating Conditions: Cooling Indoor 27 °C DB / 19 °C WB. Cooling Outdoor 35 °C DB / 24 °C WB. Heating Indoor 20 °C DB. Heating Outdoor 7 °C DB / 6 °C WB. (DB: Dry Bulb; WB: Wet Bulb).
Specifications subject to change without notice. For detailed information about ErP / Energy Labelling, please visit our websites www.aircon.panasonic.eu or www.ptc.panasonic.eu.

nanoe™ X as a standard.

NEW PACi NX Series Standard adaptive ducted unit Inverter+ • R32

New design duct range PF3.
2 installation possibilities (horizontal / vertical) with high ESP 150Pa allows flexible installation.

			Single phase						
			3.6 kW	5.0 kW	6.0 kW	7.1 kW	10.0 kW	12.5 kW	14.0 kW
Kit			**KIT-36PF3Z5**	**KIT-50PF3Z5**	**KIT-60PF3Z5**	**KIT-71PF3Z5**	**KIT-100PF3Z5**	**KIT-125PF3Z5**	**KIT-140PF3Z5**
Remote controller			**CZ-RTC5B**	**CZ-RTC5B**	**CZ-RTC5B**	**CZ-RTC5B**	**CZ-RTC5B**	**CZ-RTC5B**	**CZ-RTC5B**
Cooling capacity	Nominal (Min - Max)	kW	3.4 (1.5 - 4.0)	5.0 (1.5 - 5.3)	5.7 (2.0 - 6.3)	6.8 (2.6 - 7.7)	10.0 (3.0 - 11.5)	12.5 (3.2 - 13.5)	14.0 (3.3 - 15.0)
UK Cooling	(Total - Sensible)	kW	3.2 - 2.3	4.8 - 3.1	5.6 - 3.7	6.5 - 4.2	10.6 - 7.3	12.6 - 8.2	13.9 - 9
EER [1]	Nominal (Min - Max)	W/W	3.78	2.78	3.54	3.18	3.66 (5.36 - 2.81)	3.52 (5.33 - 2.80)	3.18 (5.32 - 2.70)
SEER [2]			**6.0 A+**	**6.5 A++**	**6.4 A++**	**6.0 A+**	**5.6 A+**	**5.6**	**5.4**
Pdesign		kW	3.4	5.0	5.7	6.8	10.0	12.5	14.0
Input power cooling	Nominal (Min - Max)	kW	0.9	1.8	1.61	2.14	2.73 (0.56 - 4.09)	3.55 (0.60 - 4.82)	4.40 (0.62 - 5.56)
Annual energy consumption [3]		kWh/a	198	267	310	391	625	787	911
Heating capacity	Nominal (Min - Max)	kW	3.4 (1.5 - 4.6)	5.0 (1.5 - 5.9)	5.7 (1.8 - 7.0)	6.8 (2.1 - 8.1)	10.0 (3.0 - 14.0)	12.5 (3.3 - 15.0)	14.0 (3.4 - 16.0)
UK Heating		kW	3.9	5.2	6.2	6.9	12.18	14.7	15.22
COP [1]	Nominal (Min - Max)	W/W	4.15	3.62	4.04	4.00	4.31 (5.36 - 3.51)	4.02 (5.50 - 3.45)	3.79 (5.48 - 3.13)
SCOP [2]			**4.0 A+**	**4.0 A+**	**4.4 A+**	**4.1 A+**	**3.8 A**	**3.6**	**3.5**
Pdesign at -10 °C		kW	2.4	3.8	4.4	4.7	10.0	12.5	13.6
Input power heating	Nominal (Min - Max)	kW	0.82	1.38	1.41	1.7	2.32 (0.56 - 3.99)	3.11 (0.60 - 4.35)	3.69 (0.62 - 5.12)
Annual energy consumption [3]		kWh/a	839	1303	1376	1591	3684	4848	5379
Indoor unit			**S-3650PF3E**	**S-3650PF3E**	**S-6071PF3E**	**S-6071PF3E**	**S-1014PF3E**	**S-1014PF3E**	**S-1014PF3E**
External static pressure [4]	Nominal (Min - Max)	Pa	30 (10 - 150)	30 (10 - 150)	30 (10 - 150)	30 (10 - 150)	40 (10 - 150)	50 (10 - 150)	50 (10 - 150)
Air flow	Hi / Med / Lo	m³/min	14.0/13.0/10.0	16.0/15.0/12.0	21.0/19.0/15.0	21.0/19.0/15.0	32.0/26.0/21.0	34.0/29.0/23.0	36.0/32.0/25.0
Moisture removal volume		L/h	0.9	1.9	1.7	2.7	3.2	4.1	4.9
Sound pressure [5]	Hi / Med / Lo	dB(A)	30/27/22	34/30/25	30/26/23	30/26/23	33/29/25	35/31/27	39/35/29
Sound power	Hi / Med / Lo	dB(A)	53/50/45	57/53/48	53/49/46	53/49/46	56/52/48	58/54/50	62/58/52
Dimension	H x W x D	mm	250 x 800 x 730	250 x 800 x 730	250 x 1000 x 730	250 x 1000 x 730	250 x 1400 x 730	250 x 1400 x 730	250 x 1400 x 730
Net weight		kg	25	25	30	30	39	39	39
nanoe X Generator			Mark 2	Mark 2	Mark 2	Mark 2	Mark 2	Mark 2	Mark 2
Outdoor unit			**U-36PZ3E5**	**U-50PZ3E5**	**U-60PZ3E5A**	**U-71PZ3E5A**	**U-100PZ3E5**	**U-125PZ3E5**	**U-140PZ3E5**
Power source	(to outdoor)	V	220 - 230 - 240	220 - 230 - 240	220 - 230 - 240	220 - 230 - 240	220 - 230 - 240	220 - 230 - 240	220 - 230 - 240
Recommended Fuse		A	15A / *	15A / *	20A / *	20A / *	35A / *	40A / *	40A / *
Current	Cool	A	4.15-4.00-3.85	8.35-8.00-7.65	7.45-7.15-6.85	9.95-9.50-9.10	13.30 -12.70-12.20	17.20-16.40 -15.80	20.50-16.60-18.80
	Heat	A	3.85-3.70-3.50	6.45-6.20-5.95	6.55-6.25-6.00	7.90-7.55-7.25	11.60 -11.10-10.60	16.40-15.70-15.00	17.20-16.40-15.80
Air flow	Cool / Heat	m³/min	33.6/34.0	32.7/31.9	42.6/41.5	44.7/45.9	76/70	86/78	89/83
Sound pressure	Cool / Heat (Hi)	dB(A)	46/47	46/46	47/48	48/49	52/52	55/55	56/56
Sound power	Cool / Heat (Hi)	dB(A)	64/66	64/64	64/65	66/68	70/70	73/73	74/74
Dimension	H x W x D	mm	619 x 824 x 299	619 x 824 x 299	695 x 875 x 320	695 x 875 x 320	996 x 980 x 370	996 x 980 x 370	996 x 980 x 370
Net weight		kg	32	35	42	50	83	87	87
Pipe diameter	Liquid pipe	Inch (mm)	1/4 (Ø6.35)	1/4 (Ø6.35)	1/4 (Ø6.35) [6]	1/4 (Ø6.35) [6]	3/8 (9.52)	3/8 (9.52)	3/8 (9.52)
	Gas pipe	Inch (mm)	1/2 (Ø12.7)	1/2 (Ø12.7)	1/2 (Ø12.7) [7]	5/8 (Ø15.88)	5/8 (15.88)	5/8 (15.88)	5/8 (15.88)
Pipe length range		m	3 - 15	3 - 20	3 - 40	3 - 40	5 ~ 50	5 ~ 50	5 ~ 50
Elevation difference (in/out) [8]		m	15/15 [9]	15/15 [9]	15/30 [9]	20/30 [9]	15/30 [9]	15/30 [9]	15/30 [9]
Pipe length for additional gas		m	7.5	7.5	7.5	10	30	30	30
Additional gas amount		g/m	10	15	15	17	45	45	45
Refrigerant (R32) / CO_2 Eq.		kg / T	0.87/0.59	1.14/0.77	1.15/0.78	1.32/0.89	2.40/1.76	2.80/2.01	2.80/2.01
Operating range	Cool Min ~ Max	°C	-10 ~ +43	-10 ~ +43	-10 ~ +43	-10 ~ +43	-10 ~ +43	-10 ~ +43	-10 ~ +43
	Heat Min ~ Max	°C	-15 ~ +24	-15 ~ +24	-15 ~ +24	-15 ~ +24	-15 ~ +24	-15 ~ +24	-15 ~ +24
Kit RRP		**£**	**1572**	**1778**	**1973**	**2241**	**2776**	**3054**	**3624**
Indoor unit RRP		£	771	771	957	957	1,228	1,228	1,228
Outdoor unit RRP		£	692	898	907	1175	1,439	1,717	2,287
Wired control RRP		£	109	109	109	109	109	109	109

Technical focus

- 2 installation possibilities (horizontal / vertical)
- Maximum external static pressure: 150 Pa
- Selectable inlet air position (rear / bottom entry)
- Improved drain pan suitable for both horizontal / vertical installation
- Drain pump included
- nanoe™ X (Generator Mark 2= 9,6 trillion hydroxyl radicals / sec) as standard for the long duct piping case*
- Wired remote control CZ-RTC6BL allows easy system setting via Bluetooth®

* The performance of nanoe™ X air can be expected even by 10 m long duct by Panasonic internal survey.

2 installation possibilities (horizontal / vertical)

Vertical installation is newly available.
ESP 150Pa, sufficient for remotely installing units away from the rooms.

Improved drain pan design

Drain pan is shared in both cases horizontal and vertical installation.
No need to alternate anymore.



CZ-RTC5B

COMPATIBLE WITH ALL PANASONIC CONNECTIVITY SOLUTIONS. FOR DETAILED INFORMATION GO TO THE CONTROL SYSTEMS SECTION

Optional controller. CONEX wired remote controller.
CZ-RTC6 - CZ-RTC6BL - CZ-RTC6BLW

Optional controller. Infrared remote controller.
CZ-RWS3 + CZ-RWRC3

Optional Econavi sensor.
CZ-CENSC1

			Three phase		
			10.0 kW	**12.5 kW**	**14.0 kW**
Kit			**KIT-100PF3Z8**	**KIT-125PF3Z8**	**KIT-140PF3Z8**
Remote controller			**CZ-RTC5B**	**CZ-RTC5B**	**CZ-RTC5B**
Cooling capacity	Nominal (Min - Max)	kW	10.0 (3.0 - 11.5)	12.5 (3.2 - 13.5)	14.0 (3.3 - 15.0)
UK Cooling	(Total - Sensible)	kW	10.6 - 7.3	12.6 - 8.2	13.9 - 9
EER [1]	Nominal (Min - Max)	W/W	3.66 (5.36 - 2.81)	3.52 (5.33 - 2.80)	3.18 (5.32 - 2.70)
SEER [2]			**5.6 A+**	**5.5**	**5.4**
Pdesign		kW	10.0	12.5	14.0
Input power cooling	Nominal (Min - Max)	kW	2.73 (0.56 - 4.09)	3.55 (0.60 - 4.82)	4.40 (0.62 - 5.56)
Annual energy consumption [3]		kWh/a	625	790	912
Heating capacity	Nominal (Min - Max)	kW	10.0 (3.0 - 14.0)	12.5 (3.3 - 15.0)	14.0 (3.4 - 16.0)
UK Heating		kW	12.18	14.7	15.22
COP [1]	Nominal (Min - Max)	W/W	4.31 (5.36 - 3.51)	4.02 (5.50 - 3.45)	3.79 (5.48 - 3.13)
SCOP [2]			**3.8 A**	**3.60**	**3.5**
Pdesign at -10 °C		kW	10.0	12.5	13.6
Input power heating	Nominal (Min - Max)	kW	2.32 (0.56 - 3.99)	3.11 (0.60 - 4.35)	3.69 (0.62 - 5.12)
Annual energy consumption [3]		kWh/a	3684	4848	5379
Indoor unit			**S-1014PF3E**	**S-1014PF3E**	**S-1014PF3E**
External static pressure [4]	Nominal (Min - Max)	Pa	40 (10 - 150)	50 (10 - 150)	50 (10 - 150)
Air flow	Hi / Med / Lo	m³/min	32.0 / 26.0 / 21.0	34.0 / 29.0 / 23.0	36.0 / 32.0 / 25.0
Moisture removal volume		L/h	3.2	4.1	4.9
Sound pressure [5]	Hi / Med / Lo	dB(A)	33 / 29 / 25	35 / 31 / 27	39 / 35 / 29
Sound power	Hi / Med / Lo	dB(A)	56 / 52 / 48	58 / 54 / 50	62 / 58 / 52
Dimension	H x W x D	mm	250 x 1400 x 730	250 x 1400 x 730	250 x 1400 x 730
Net weight		kg	39	39	39
nanoe X Generator			Mark 2	Mark 2	Mark 2
Outdoor unit			**U-100PZ3E8**	**U-125PZ3E8**	**U-140PZ3E8**
Power source	(to outdoor)	V	380 - 400 - 415	380 - 400 - 415	380 - 400 - 415
Recommended Fuse		A	15	20	20
Current	Cool	A	4.45 - 4.20 - 4.05	5.75 - 5.45 - 5.25	6.85 - 6.50 - 6.30
	Heat	A	3.85 - 3.70 - 3.55	5.50 - 5.20 - 5.05	5.75 - 5.45 - 5.25
Air flow	Cool / Heat	m³/min	76 / 70	86 / 78	89 / 83
Sound pressure	Cool / Heat (Hi)	dB(A)	52 / 52	55 / 55	56 / 56
Sound power	Cool / Heat (Hi)	dB(A)	70 / 70	73 / 73	74 / 74
Dimension	H x W x D	mm	996 x 980 x 370	996 x 980 x 370	996 x 980 x 370
Net weight		kg	90	94	94
Pipe diameter	Liquid pipe	Inch (mm)	3/8 (9.52)	3/8 (9.52)	3/8 (9.52)
	Gas pipe	Inch (mm)	5/8 (15.88)	5/8 (15.88)	5/8 (15.88)
Pipe length range		m	5 ~ 50	5 ~ 50	5 ~ 50
Elevation difference (in/out) [8]		m	15 / 30 [9]	15 / 30 [9]	15 / 30 [9]
Pipe length for additional gas		m	30	30	30
Additional gas amount		g/m	45	45	45
Refrigerant (R32) / CO_2 Eq.		kg / T	2.60 / 1.76	2.98 / 2.01	2.98 / 2.01
Operating range	Cool Min ~ Max	°C	-10 ~ +43	-10 ~ +43	-10 ~ +43
	Heat Min ~ Max	°C	-15 ~ +24	-15 ~ +24	-15 ~ +24
Kit RRP		**£**	**2865**	**3108**	**3650**
Indoor unit RRP		£	1,228	1,228	1,228
Outdoor unit RRP		£	1,528	1,771	2,313
Wired control RRP		£	109	109	109

Accessories		RRP £
CZ-RTC6	CONEX wired remote controller (non-wireless)	**129**
CZ-RTC6BL	CONEX wired remote controller with Bluetooth®	**155**
CZ-RTC6BLW	CONEX wired remote controller with Wi-Fi and Bluetooth®	**219**
CZ-RTC5B	Wired remote controller with Econavi function and datanavi	**109**
CZ-RWS3 + CZ-RWRC3	Infrared remote controller	**248**
CZ-CAPWFC1	Commercial Wi-Fi Adaptor	**158**

Accessories		RRP £
PAW-WTRAY	Tray for condenser water compatible with outdoor elevation platform	**122**
PAW-GRDBSE20	Outdoor base ground support for noise and vibration absorption	**112**
PAW-GRDSTD40	Outdoor elevation platform 400 x 900 x 400 mm	**112**
CZ-CENSC1	Econavi energy savings sensor	**135**
CZ-56DAF2	Air outlet plenum for S-3650PF3E	**156**
CZ-90DAF2	Air outlet plenum for S-6071PF3E	**191**
CZ-160DAF2	Air outlet plenum for S-1014PF3E	**219**

1) EER and COP calculation is based in accordance to EN14511. 2) Energy Label Scale from A+++ to D. For models below 12 kW, the SEER and SCOP is calculated based on values of EU/626/2011. For models above 12 kW, the SEER and SCOP is calculated based on values of EU/2281/2016. 3) The annual energy consumption is calculated in accordance to EU/626/2011. 4) Medium external static pressure setting from factory. 5) The sound pressure of the units shows the value measured of the position 1,5 m below the unit. The sound pressure is measured in accordance with Eurovent 6/C/006-97 specification. 6) Connect the liquid socket tube (Ø6,35-Ø9,52) to the liquid tubing side indoor unit. 7) Connect the gas socket tube (Ø12,70-Ø15,88) to the gas tubing side indoor unit. 8) When installing the outdoor unit at a higher position than the indoor unit. 9) Outdoor unit located lower / outdoor unit located higher.
* Recommended fuse for the indoor 3 A. ** Above values are in the case of standard installation(horizontal installation in the celling, rear side air intake) and nanoe™ X OFF.

SEER: For S-3650PF3E + U-50PZ3E5. SCOP: For S-6071PF3E + U-60PZ3E5A. SUPER QUIET: For S-3650PF3E + U-36PZ3E5. INTERNET CONTROL: Optional.
Rating Conditions: Cooling Indoor 27 °C DB / 19 °C WB. Cooling Outdoor 35 °C DB / 24 °C WB. Heating Indoor 20 °C DB. Heating Outdoor 7 °C DB / 6 °C WB. (DB: Dry Bulb; WB: Wet Bulb).
Specifications subject to change without notice. For detailed information about ErP / Energy Labelling, please visit our websites www.aircon.panasonic.eu or www.ptc.panasonic.eu.

nanoe™ X as a standard.

NEW PACi NX Series Elite adaptive ducted unit Inverter+ • R32

New design duct range PF3.
2 installation possibilities (horizontal / vertical) with high ESP 150Pa allows flexible installation.

			Single phase						
			3.6 kW	5.0 kW	6.0 kW	7.1 kW	10.0 kW	12.5 kW	14.0 kW
Kit			**KIT-36PFH3Z5**	**KIT-50PFH3Z5**	**KIT-60PFH3Z5**	**KIT-71PFH3Z5**	**KIT-100PFH3Z5**	**KIT-125PFH3Z5**	**KIT-140PFH3Z5**
Remote controller			**CZ-RTC5B**	**CZ-RTC5B**	**CZ-RTC5B**	**CZ-RTC5B**	**CZ-RTC5B**	**CZ-RTC5B**	**CZ-RTC5B**
Cooling capacity	Nominal(Min - Max)	kW	3.6 (1.2 - 4.0)	5.0 (1.2 - 5.6)	5.7 (1.2 - 6.3)	6.8 (2.2 - 7.8)	9.5 (3.1 - 11.4)	12.1 (3.2 - 13.6)	13.4 (3.3 - 15.3)
UK Cooling	(Total - Sensible)	kW	3.5 - 2.4	4.9 - 3.2	5.6 - 3.7	7.1 - 4.7	10.4 - 7.2	12.4 - 8.1	13.9 - 8.9
EER [1]		W/W	4.24	3.42	3.68	3.74	4.17	3.58	3.38
SEER [2]			**6.8 A++**	**6.1 A++**	**7.1 A++**	**7.1 A++**	**7.4 A++**	**7.1**	**7.0**
Pdesign		kW	3.6	5.0	5.7	6.8	9.5	12.1	13.4
Input power cooling		kW	0.850	1.46	1.55	1.82	2.28	3.38	3.96
Annual energy consumption [3]		kWh/a	185	287	281	332	447	—	—
Heating capacity	Nominal (Min - Max)	kW	4.0 (1.2 - 5.0)	5.6 (1.2 - 6.5)	7.0 (1.2 - 8.0)	7.5 (2.0 - 9.0)	10.8 (3.1 - 13.5)	13.5 (3.2 - 15.4)	15.5 (3.3 - 17.4)
UK Heating		kW	4.34	5.6	6.92	8.55	12.3	14.5	16.35
COP [1]		W/W	4.17	3.61	3.74	4.03	3.97	3.46	3.44
SCOP [2]			**4.5 A+**	**4.2 A+**	**4.4 A+**	**4.7 A++**	**4.5 A+**	**4.3**	**4.4**
Pdesign at -10 °C		kW	3.6	4.0	4.7	4.7	7.8	9.3	9.5
Input power heating		kW	0.96	1.55	1.87	1.86	2.72	3.90	4.51
Annual energy consumption [3]		kWh/a	1120	1333	1495	1393	2424	—	—
Indoor unit			**S-3650PF3E**	**S-3650PF3E**	**S-6071PF3E**	**S-6071PF3E**	**S-1014PF3E**	**S-1014PF3E**	**S-1014PF3E**
External static pressure [4]	Nominal(Min - Max)	Pa	30 (10 - 150)	30 (10 - 150)	30 (10 - 150)	30 (10 - 150)	40 (10 - 150)	50 (10 - 150)	50 (10 - 150)
Air flow	Hi / Med / Lo	m³/min	14.0/13.0/10.0	16.0/15.0/12.0	21.0/19.0/15.0	21.0/19.0/15.0	32.0/26.0/21.0	34.0/29.0/23.0	36.0/32.0/25.0
Moisture removal volume		L/h	0.9	1.9	1.7	2.7	3.2	4.1	4.9
Sound pressure [5]	Hi / Med / Lo	dB(A)	30/27/22	34/30/25	30/26/23	30/26/23	33/29/25	35/31/27	39/35/29
Sound power	Hi / Med / Lo	dB(A)	53/50/45	57/53/48	53/49/46	53/49/46	56/52/48	58/54/50	62/58/52
Dimension	H x W x D	mm	250 x 800 x 730	250 x 800 x 730	250 x 1000 x 730	250 x 1000 x 730	250 x 1400 x 730	250 x 1400 x 730	250 x 1400 x 730
Net weight		kg	25	25	30	30	39	39	39
nanoe X Generator			Mark 2	Mark 2	Mark 2	Mark 2	Mark 2	Mark 2	Mark 2
Outdoor unit			**U-36PZH3E5**	**U-50PZH3E5**	**U-60PZH3E5**	**U-71PZH3E5**	**U-100PZH3E5**	**U-125PZH3E5**	**U-140PZH3E5**
Power source	(to outdoor)	V	220 - 230 - 240	220 - 230 - 240	220 - 230 - 240	220 - 230 - 240	220 - 230 - 240	220 - 230 - 240	220 - 230 - 240
Recommended Fuse		A	20	20	25	25	35	40	40
Current	Cool	A	4.20 - 4.00 - 3.85	6.90 - 6.60 - 6.35	7.25 - 6.95 - 6.65	9.00 - 8.60 - 8.25	11.10-10.80-10.30	16.50-15.80-15.10	19.60-18.70-17.90
	Heat	A	4.70 - 4.50 - 4.30	7.35 - 7.00 - 6.75	8.65 - 8.30 - 7.95	9.00 - 8.60 - 8.35	13.30-12.70-12.20	19.10-18.20-17.50	22.00-21.10-20.20
Air flow	Cool / Heat	m³/min	34.1/36.4	42.0/42.0	42.0/42.0	61.0/60.0	118.0/108.0	125.0/112.0	129.0/116.0
Sound pressure	Cool / Heat(Hi)	dB(A)	43/44	46/48	47/50	48/50	52/52	53/53	54/54
Sound power	Cool / Heat(Hi)	dB(A)	62/64	64/67	65/69	65/67	69/69	70/70	71/71
Dimension	H x W x D	mm	695 x 875 x 320	695 x 875 x 320	695 x 875 x 320	996 x 940 x 340	1416 x 940 x 340	1416 x 940 x 340	1416 x 940 x 340
Net weight		kg	42	42	43	65	98	98	98
Pipe diameter	Liquid pipe	Inch(mm)	1/4(6.35)	1/4(6.35)	1/4(6.35) [6]	3/8 (9.52)	3/8 (9.52)	3/8 (9.52)	3/8 (9.52)
	Gas pipe	Inch(mm)	1/2(12.70)	1/2(12.70)	1/2(12.70) [7]	5/8 (15.88)	5/8 (15.88)	5/8 (15.88)	5/8 (15.88)
Pipe length range		m	3 ~ 40	3 ~ 40	3 ~ 40	5 ~ 50	5 ~ 85	5 ~ 85	5 ~ 85
Elevation difference(in/out) [8]		m	15/30 [8]	15/30 [8]	15/30 [9]	15/30 [9]	15/30 [9]	15/30 [9]	15/30 [9]
Pipe length for additional gas		m	30	30	30	30	30	30	30
Additional gas amount		g/m	15	15	15	45	45	45	45
Refrigerant(R32) / CO_2 Eq.		kg / T	1.13/0.76	1.13/0.76	1.15/0.78	1.95/1.32	3.05/2.06	3.05/2.06	3.05/2.06
Operating range	Cool Min ~ Max	°C	-15 ~ +46	-15 ~ +46	-15 ~ +46	-15 ~ +48	-20 ~ +48 [10]	-20 ~ +48 [10]	-20 ~ +48 [10]
	Heat Min ~ Max	°C	-20 ~ +24	-20 ~ +24	-20 ~ +24	-20 ~ +24	-20 ~ +24	-20 ~ +24	-20 ~ +24
Kit RRP		**£**	**1,883**	**2,057**	**2,372**	**2,727**	**3,433**	**3,681**	**4,078**
Indoor unit RRP		£	771	771	957	957	1,228	1,228	1,228
Outdoor unit RRP		£	1,003	1,177	1,306	1,661	2,096	2,344	2,741
Wired control RRP		£	109	109	109	109	109	109	109

Technical focus

- 2 installation possibilities (horizontal / vertical)
- Maximum external static pressure: 150 Pa
- Selectable inlet air position (rear / bottom entry)
- Improved drain pan suitable for both horizontal / vertical installation
- Drain pump included
- nanoe™ X (Generator Mark 2= 9,6 trillion hydroxyl radicals / sec) as standard for the long duct piping case*
- Wired remote control CZ-RTC6BL allows easy system setting via Bluetooth®

* The performance of nanoe™ X air can be expected even by 10 m long duct by Panasonic internal survey.

2 installation possibilities (horizontal / vertical)

Vertical installation is newly available.
ESP 150Pa, sufficient for remotely installing units away from the rooms.

Improved drain pan design

Drain pan is shared in both cases horizontal and vertical installation.
No need to alternate anymore.



CZ-RTC5B

COMPATIBLE WITH ALL PANASONIC CONNECTIVITY SOLUTIONS. FOR DETAILED INFORMATION GO TO THE CONTROL SYSTEMS SECTION

Optional controller. CONEX wired remote controller. CZ-RTC6 - CZ-RTC6BL - CZ-RTC6BLW

Optional controller. Infrared remote controller. CZ-RWS3 + CZ-RWRC3

Optional Econavi sensor. CZ-CENSC1

					Three phase	
			7.1 kW	**10.0 kW**	**12.5 kW**	**14.0 kW**
Kit			**KIT-71PFH3Z8**	**KIT-100PFH3Z8**	**KIT-125PFH3Z8**	**KIT-140PFH3Z8**
Remote controller			**CZ-RTC5B**	**CZ-RTC5B**	**CZ-RTC5B**	**CZ-RTC5B**
Cooling capacity	Nominal(Min - Max)	kW	6.8 (2.2 - 7.8)	9.5 (3.1 - 11.4)	12.1 (3.2 - 13.6)	13.4 (3.3 - 15.3)
UK Cooling	(Total - Sensible)	kW	7.1 - 4.7	10.4 - 7.2	12.4 - 8.1	13.9 - 8.9
EER [1]		W/W	3.74	4.17	3.58	3.38
SEER [2]			**7.0 A++**	**7.3 A++**	**7.1**	**7.0**
Pdesign		kW	6.8	9.5	12.1	13.4
Input power cooling		kW	1.82	2.28	3.38	3.96
Annual energy consumption [3]		kWh/a	338	451	—	—
Heating capacity	Nominal (Min - Max)	kW	7.5 (2.0 - 9.0)	10.8 (3.1 - 13.5)	13.5 (3.2 - 15.4)	15.5 (3.3 - 17.4)
UK Heating		kW	8.55	12.3	14.5	16.35
COP [1]		W/W	4.03	3.97	3.46	3.44
SCOP [2]			**4.7 A++**	**4.5 A+**	**4.3**	**4.3**
Pdesign at -10 °C		kW	4.7	7.8	9.3	9.5
Input power heating		kW	1.86	2.72	3.9	4.51
Annual energy consumption [3]		kWh/a	1394	2424	—	—
Indoor unit			**S-6071PF3E**	**S-1014PF3E**	**S-1014PF3E**	**S-1014PF3E**
External static pressure [4]	Nominal (Min - Max)	Pa	30 (10 - 150)	40 (10 - 150)	50 (10 - 150)	50 (10 - 150)
Air flow	Hi / Med / Lo	m³/min	21.0 / 19.0 / 15.0	32.0 / 26.0 / 21.0	34.0 / 29.0 / 23.0	36.0 / 32.0 / 25.0
Moisture removal volume		L/h	2.7	3.2	4.1	4.9
Sound pressure [5]	Hi / Med / Lo	dB(A)	30 / 26 / 23	33 / 29 / 25	35 / 31 / 27	39 / 35 / 29
Sound power	Hi / Med / Lo	dB(A)	53 / 49 / 46	56 / 52 / 48	58 / 54 / 50	62 / 58 / 52
Dimension	H x W x D	mm	250 x 1000 x 730	250 x 1400 x 730	250 x 1400 x 730	250 x 1400 x 730
Net weight		kg	30	39	39	39
nanoe X Generator			Mark 2	Mark 2	Mark 2	Mark 2
Outdoor unit			**U-71PZH3E8**	**U-100PZH3E8**	**U-125PZH3E8**	**U-140PZH3E8**
Power source	(to outdoor)	V	380 - 400 - 415	380 - 400 - 415	380 - 400 - 415	380 - 400 - 415
Recommended Fuse		A	15	15	15	15
Current	Cool	A	3.00 - 2.90 - 2.80	3.80 - 3.60 - 3.50	5.60 - 5.30 - 5.15	6.60 - 6.30 - 6.05
	Heat	A	3.05 - 2.95 - 2.85	4.50 - 4.30 - 4.15	6.45 - 6.10 - 5.90	7.55 - 7.15 - 6.90
Air flow	Cool / Heat	m³/min	61.0 / 60.0	118.0 / 108.0	125.0 / 112.0	129.0 / 116.0
Sound pressure	Cool / Heat (Hi)	dB(A)	48 / 50	52 / 52	53 / 53	54 / 54
Sound power	Cool / Heat (Hi)	dB(A)	65 / 67	69 / 69	70 / 70	71 / 71
Dimension	H x W x D	mm	996 x 940 x 340	1416 x 940 x 340	1416 x 940 x 340	1416 x 940 x 340
Net weight		kg	65	98	98	98
Pipe diameter	Liquid pipe	Inch (mm)	3/8 (9.52)	3/8 (9.52)	3/8 (9.52)	3/8 (9.52)
	Gas pipe	Inch (mm)	5/8 (15.88)	5/8 (15.88)	5/8 (15.88)	5/8 (15.88)
Pipe length range		m	5 ~ 50	5 ~ 85	5 ~ 85	5 ~ 85
Elevation difference (in/out) [8]		m	15 / 30 [9]	15 / 30 [9]	15 / 30 [9]	15 / 30 [9]
Pipe length for additional gas		m	30	30	30	30
Additional gas amount		g/m	45	45	45	45
Refrigerant (R32) / CO_2 Eq.		kg / T	1.95 / 1.32	3.05 / 2.06	3.05 / 2.06	3.05 / 2.06
Operating range	Cool Min ~ Max	°C	-15 ~ +48	-20 ~ +48 [10]	-20 ~ +48 [10]	-20 ~ +48 [10]
	Heat Min ~ Max	°C	-20 ~ +24	-20 ~ +24	-20 ~ +24	-20 ~ +24
Kit RRP		**£**	**2775**	**3467**	**3785**	**4366**
Indoor unit RRP		£	957	1,228	1,228	1,228
Outdoor unit RRP		£	1,709	2,130	2,448	3,029
Wired control RRP		£	109	109	109	109

Accessories		RRP £
CZ-RTC6	CONEX wired remote controller (non-wireless)	**129**
CZ-RTC6BL	CONEX wired remote controller with Bluetooth®	**155**
CZ-RTC6BLW	CONEX wired remote controller with Wi-Fi and Bluetooth®	**219**
CZ-RTC5B	Wired remote controller with Econavi function and datanavi	**109**
CZ-RWS3 + CZ-RWRC3	Infrared remote controller	**248**
CZ-CAPWFC1	Commercial Wi-Fi Adaptor	**158**

Accessories		RRP £
PAW-WTRAY	Tray for condenser water compatible with outdoor elevation platform	**122**
PAW-GRDBSE20	Outdoor base ground support for noise and vibration absorption	**112**
PAW-GRDSTD40	Outdoor elevation platform 400 x 900 x 400 mm	**112**
CZ-CENSC1	Econavi energy savings sensor	**135**
CZ-56DAF2	Air outlet plenum for S-3650PF3E	**156**
CZ-90DAF2	Air outlet plenum for S-6071PF3E	**191**
CZ-160DAF2	Air outlet plenum for S-1014PF3E	**219**

1) EER and COP calculation is based in accordance to EN14511. 2) Energy Label Scale from A+++ to D. For models below 12 kW, the SEER and SCOP is calculated based on values of EU/626/2011. For models above 12 kW, the SEER and SCOP is calculated based on values of EU/2281/2016. 3) The annual energy consumption is calculated in accordance to EU/626/2011. 4) Medium external static pressure setting from factory. 5) The sound pressure of the units shows the value measured of the position 1,5 m below the unit. The sound pressure is measured in accordance with Eurovent 6/C/006-97 specification. 6) Connect the liquid socket tube (Ø6,35-Ø9,52) to the liquid tubing side indoor unit. 7) Connect the gas socket tube (Ø12,70-Ø15,88) to the gas tubing side indoor unit. 8) When installing the outdoor unit at a higher position than the indoor unit. 9) Outdoor unit located lower / outdoor unit located higher. 10) For models 100 ~ 140PZH3E5(8), it is possible to operate the lowest -20 °C in the computer rooms with the piping length of 30 m or less. * Recommended fuse for the indoor 3 A. ** Above values are in the case of standard installation(horizontal installation in the celling, rear side air intake) and nanoe™ X OFF.

SEER and SCOP: For S-6071PF3E + U-71PZH3E5. SUPER QUIET: For S-3650PF3E + U-36PZH3E5. INTERNET CONTROL: Optional.

Rating Conditions: Cooling Indoor 27 °C DB / 19 °C WB. Cooling Outdoor 35 °C DB / 24 °C WB. Heating Indoor 20 °C DB. Heating Outdoor 7 °C DB / 6 °C WB. (DB: Dry Bulb; WB: Wet Bulb).
Specifications subject to change without notice. For detailed information about ErP / Energy Labelling, please visit our websites www.aircon.panasonic.eu or www.ptc.panasonic.eu.

Commercial units PACi R32 range

Page	Indoor units	3.6 kW	4.5 kW [1]	5.0 kW	6.0 kW
P. 68	Wall-mounted Inverter+ • R32	S-36PK2E5B	S-45PK2E5B	S-50PK2E5B	S-60PK2E5B
P. 70	4 Way 60x60 cassette Inverter+ • R32	S-36PY2E5B	S-45PY2E5B	S-50PY2E5B	
P. 74	NEW 4 way 90x90 cassette Inverter+ • R32	S-3650PU3E	S-3650PU3E	S-3650PU3E	S-6071PU3E
P. 78	Ceiling Inverter+ • R32	S-36PT2E5B	S-45PT2E5B	S-50PT2E5B	S-60PT2E5B
P. 82	NEW adaptive ducted Inverter+ • R32	S-3650PF3E	S-3650PF3E	S-3650PF3E	S-6071PF3E
P. 84	High static pressure hide-away 20-25 kW Inverter+ • R32				

Outdoor units	3.6 kW		5.0 kW	6.0 kW
PACi Elite • R32	U-36PZH2E5		U-50PZH2E5	U-60PZH2E5
PACi Standard • R32				U-60PZ2E5

1) The 4.5 kW indoor unit are only available only for twin. triple and double-twin combinations. * U-__E5 Single phase / U-__E8 Three phase.

OPTIONAL UNITS ON VENTILATION SECTION

7.1 kW	10.0 kW	12.5 kW	14.0 kW	20.0 kW	25.0 kW
S-71PK2E5B	S-100PK2E5B (9.0 kW)				
S-6071PU3E	S-1014PU3E	S-1014PU3E	S-1014PU3E		
S-71PT2E5B	S-100PT2E5B	S-125PT2E5B	S-140PT2E5B		
S-6071PF3E	S-1014PF3E	S-1014PF3E	S-1014PF3E		
				S-200PE3E5B	S-250PE3E5B

7.1 kW	10.0 kW	12.5 kW	14.0 kW	20.0 kW	25.0 kW
U-71PZH2E5 / U-71PZH2E8	U-100PZH2E5 / U-100PZH2E8	U-125PZH2E5 / U-125PZH2E8	U-140PZH2E5 / U-140PZH2E8	U-200PZH2E8	U-250PZH2E8
U-71PZ2E5	U-100PZ2E5 / U-100PZ2E8	U-125PZ2E5 / U-125PZ2E8	U-140PZ2E5 / U-140PZ2E8		

PACi Standard wall-mounted Inverter+ • R32

The wall-mounted units with stylish matt color can be offered for many applications such as studios, gyms, high ceiling areas and even computer server rooms.
The compact design and flat face ensure discreet installation, even in a small space.

			Single phase		
			6.0 kW	**7.1 kW**	**9.0 kW**
KIT			**KIT-60PK2Z5**	**KIT-71PK2Z5**	**KIT-100PK2Z5**
Remote controller			**CZ-RTC5B**	**CZ-RTC5B**	**CZ-RTC5B**
Cooling capacity	Nominal (Min - Max)	kW	6.1 (2.0 - 7.1)	7.1 (2.0 - 7.7)	9.0 (3.0 - 9.7)
UK Cooling	(Total - Sensible)	kW	6.80 - 5.10	7.40 - 5.40	8.90 - 6.00
EER [1]	Nominal (Min - Max)	W/W	3.79	3.21	3.47 (5.36 - 3.13)
SEER / Đsc [2]			**6.8 A++**	**6.4 A++**	**6.5 A++**
Pdesign		kW	6.1	7.1	9.0
Input power cooling	Nominal (Min - Max)	kW	1.61	2.21	2.59 (0.56 - 3.10)
Annual energy consumption [3]		kWh/a	314	388	485
Heating capacity	Nominal (Min - Max)	kW	6.1 (1.8 - 7.0)	7.1 (1.8 - 8.1)	9.0 (3.0 - 10.5)
UK Heating		kW	6.80	7.90	9.80
COP [1]	Nominal (Min - Max)	W/W	4.80	4.41	3.93 (5.36 - 3.56)
SCOP / Đsc [2]			**4.7 A++**	**4.6 A++**	**3.9 A**
Pdesign at -10 °C		kW	6.0	6.0	9.0
Input power heating	Nominal (Min - Max)	kW	1.27	1.61	2.29 (0.56 - 2.95)
Annual energy consumption [3]		kWh/a	1787	1826	3231
Indoor unit			**S-60PK2E5B**	**S-71PK2E5B**	**S-100PK2E5B**
Air flow	Hi / Med / Lo	m³/min	20.0 / 18.0 / 15.0	20.0 / 18.0 / 15.0	22.0 / 18.5 / 15.0
Moisture removal volume		L/h	2.0	3.0	4.3
Sound pressure [4]	Hi / Med / Lo	dB(A)	47 / 44 / 40	47 / 44 / 40	49 / 45 / 41
Sound power	Hi / Med / Lo	dB(A)	63 / 60 / 56	63 / 60 / 56	65 / 61 / 57
Dimension	H x W x D	mm	302 x 1120 x 236	302 x 1120 x 236	302 x 1120 x 236
Net weight		kg	14	14	14
Recommended Fuse	OD/ID	A	20 / 5	20 / 5	32 / 5
Outdoor unit			**U-60PZ2E5**	**U-71PZ2E5**	**U-100PZ2E5**
Power source		V	220 - 230 - 240	220 - 230 - 240	220 - 230 - 240
Current	Cool	A	7.85 - 7.50 - 7.20	10.70 - 10.20 - 9.85	12.10 - 11.50 - 11.10
	Heat	A	6.10 - 5.85 - 5.60	7.85 - 7.50 - 7.20	10.60 - 10.20 - 9.70
Air flow	Cool / Heat	m³/min	40 / 45	50 / 45	76 / 70
Sound pressure	Cool / Heat (Hi)	dB(A)	46 / 48	49 / 49	52 / 52
Sound power	Cool / Heat (Hi)	dB(A)	65 / 68	69 / 69	70 / 70
Dimension	H x W x D	mm	695 x 875 x 320	695 x 875 x 320	996 x 980 x 370
Net weight		kg	44	44	90
Pipe diameter	Liquid pipe	Inch (mm)	3/8 (9.52)	3/8 (9.52)	3/8 (9.52)
	Gas pipe	Inch (mm)	5/8 (15.88)	5/8 (15.88)	5/8 (15.88)
Pipe length range		m	3 ~ 40	3 ~ 40	5 ~ 50
Elevation difference (in/out) [5]		m	30	30	30
Pipe length for additional gas		m	30	30	30
Additional gas amount		g/m	35	35	45
Refrigerant (R32) / CO_2 Eq.		kg / T	1.45 / 0.979	1.45 / 0.979	2.60 / 1.755
Operating range	Cool Min ~ Max	°C	-10 ~ +43	-10 ~ +43	-10 ~ +43
	Heat Min ~ Max	°C	-15 ~ +24	-15 ~ +24	-15 ~ +24
Kit RRP		**£**	**1,819**	**2,032**	**2,442**
Indoor unit RRP		£	707	857	906
Outdoor unit RRP		£	1,003	1,066	1,427
Wired control RRP		£	109	109	109

Technical focus

- Modern design with flat face and compact size
- Stylish matt white color
- DC fan for better efficiency and control
- Six directional piping outlet
- Datanavi simple support tool app with CZ-RTC5B
- Easy connection and control of external fan or ERV using the connector PAW-FDC on the indoor unit PCB. The external device can be controlled by the remote control of the Panasonic indoor unit

Closed discharge port

When the unit is turned OFF, the flap closes completely to prevent dust getting into the unit and to keep the equipment clean.

Quiet operation

These units are among the quietest in the industry, making them ideal for hotels and hospitals.

Piping outlet in six directions

Piping outlet is possible in the six directions of right, right rear, right bottom, left, left rear and left bottom, making the installation work easier.

CZ-RTC5B

COMPATIBLE WITH ALL PANASONIC CONNECTIVITY SOLUTIONS. FOR DETAILED INFORMATION GO TO THE CONTROL SYSTEMS SECTION

Optional controller. CONEX wired remote controller.
CZ-RTC6 - CZ-RTC6BL

Optional controller. Infrared remote controller.
CZ-RWS3

Optional Econavi sensor.
CZ-CENSC1

			Three phase
			9.0 kW
KIT			**KIT-100PK2Z8**
Remote controller			**CZ-RTC5B**
Cooling capacity	Nominal (Min - Max)	kW	9.0 (3.0 - 9.7)
UK Cooling	(Total - Sensible)	kW	8.90 - 6.00
EER [1]	Nominal (Min - Max)	W/W	3.47 (5.36 - 3.13)
SEER / Ðsc [2]			**6.5 A++**
Pdesign		kW	9.0
Input power cooling	Nominal (Min - Max)	kW	2.59 (0.56 - 3.10)
Annual energy consumption [3]		kWh/a	485
Heating capacity	Nominal (Min - Max)	kW	9.0 (3.0 - 10.5)
UK Heating		kW	9.80
COP [1]	Nominal (Min - Max)	W/W	3.93 (5.36 - 3.56)
SCOP / Ðsc [2]			**3.9 A**
Pdesign at -10 °C		kW	9.0
Input power heating	Nominal (Min - Max)	kW	2.29 (0.56 - 2.95)
Annual energy consumption [3]		kWh/a	3231
Indoor unit			**S-100PK2E5B**
Air flow	Hi / Med / Lo	m³/min	22.0 / 18.5 / 15.0
Moisture removal volume		L/h	4.3
Sound pressure [4]	Hi / Med / Lo	dB(A)	49 / 45 / 41
Sound power	Hi / Med / Lo	dB(A)	65 / 61 / 57
Dimension	H x W x D	mm	302 x 1120 x 236
Net weight		kg	14
Recommended Fuse	OD/ID	A	13 per phase / 5
Outdoor unit			**U-100PZ2E8**
Power source		V	380 - 400 - 415
Current	Cool	A	4.10 - 3.90 - 3.75
	Heat	A	3.60 - 3.45 - 3.30
Air flow	Cool / Heat	m³/min	76 / 70
Sound pressure	Cool / Heat (Hi)	dB(A)	52 / 52
Sound power	Cool / Heat (Hi)	dB(A)	70 / 70
Dimension	H x W x D	mm	996 x 980 x 370
Net weight		kg	90
Pipe diameter	Liquid pipe	Inch (mm)	3/8 (9.52)
	Gas pipe	Inch (mm)	5/8 (15.88)
Pipe length range		m	5 ~ 50
Elevation difference (in/out) [5]		m	30
Pipe length for additional gas		m	30
Additional gas amount		g/m	45
Refrigerant (R32) / CO_2 Eq.		kg / T	2.60 / 1.755
Operating range	Cool Min ~ Max	°C	-10 ~ +43
	Heat Min ~ Max	°C	-15 ~ +24
Kit RRP		**£**	**2,530**
Indoor unit RRP		£	906
Outdoor unit RRP		£	1,515
Wired control RRP		£	109

Accessories		RRP £
CZ-RTC6	CONEX wired remote controller (non-wireless)	**129**
CZ-RTC6BL	CONEX wired remote controller with Bluetooth®	**155**
CZ-RTC5B	Wired remote controller with Econavi function and datanavi	**109**
CZ-RWS3	Infrared remote controller	**97**
CZ-CAPWFC1	Commercial Wi-Fi Adaptor	**158**
PAW-PACR3	Interfaces to run 3 units on Backup and alternative run	**1,575**

Accessories		RRP £
PAW-WTRAY	Tray for condenser water compatible with outdoor elevation platform	**122**
PAW-GRDBSE20	Outdoor base ground support for noise and vibration absorption	**112**
PAW-GRDSTD40	Outdoor elevation platform 400 x 900 x 400 mm	**112**
CZ-CENSC1	Econavi energy savings sensor	**135**

1) EER and COP calculation is based in accordance to EN14511. 2) Energy Label Scale from A+++ to D. For models below 12 kW, the SEER and SCOP is calculated based on values of EU/626/2011. For models above 12 kW, the Ðsc / Ðsh values is calculated based on EN 14825. 3) The annual energy consumption is calculated in accordance to EU/626/2011. 4) The sound pressure of the units shows the value measured of the position 1 m in front of the main body and 1 m below the unit. The sound pressure is measured in accordance with Eurovent 6/C/006-97 specification. 5) When installing the outdoor unit at a higher position than the indoor unit. * Recommended fuse for the indoor 3 A.

SEER and SCOP: For KIT-60PK2Z5. INTERNET CONTROL: Optional.

Rating Conditions: Cooling Indoor 27 °C DB / 19 °C WB. Cooling Outdoor 35 °C DB / 24 °C WB. Heating Indoor 20 °C DB. Heating Outdoor 7 °C DB / 6 °C WB. (DB: Dry Bulb; WB: Wet Bulb).
Specifications subject to change without notice. For detailed information about ErP / Energy Labelling, please visit our websites www.aircon.panasonic.eu or www.ptc.panasonic.eu.

PACi Elite wall-mounted Inverter+ • R32

The wall-mounted units with stylish matt color can be offered for many applications such as studios, gyms, high ceiling areas and even computer server rooms.
The compact design and flat face ensure discreet installation, even in a small space.

			Single phase				
			3.6 kW	**5.0 kW**	**6.0 kW**	**7.1 kW**	**9.0 kW**
KIT			**KIT-36PK2ZH5**	**KIT-50PK2ZH5**	**KIT-60PK2ZH5**	**KIT-71PK2ZH5**	**KIT-100PK2ZH5**
Remote controller			**CZ-RTC5B**	**CZ-RTC5B**	**CZ-RTC5B**	**CZ-RTC5B**	**CZ-RTC5B**
Cooling capacity	Nominal (Min - Max)	kW	3.6 (1.5 ~ 4.0)	5.0 (1.5 ~ 5.6)	6.1 (2.0 ~ 7.1)	7.1 (2.2 ~ 9.0)	9.5 (3.1 ~ 10.5)
UK Cooling	(Total - Sensible)	kW	4.00 - 3.00	5.50 - 4.10	6.80 - 5.10	7.90 - 5.90	9.60 - 6.50
EER [1]		W/W	4.90	4.10	3.86	3.50	3.26
SEER / Đsc [2]			**8.0 A++**	**7.6 A++**	**7.2 A++**	**6.8 A++**	**6.4 A++**
Pdesign		kW	3.6	5.0	6.1	7.1	9.5
Input power cooling		kW	0.74	1.22	1.58	2.03	2.91
Annual energy consumption [3]		kWh/a	157	230	297	365	520
Heating capacity	Nominal (Min - Max)	kW	4.0 (1.5 ~ 5.0)	5.6 (1.5 ~ 6.5)	7.0 (1.8 ~ 8.0)	8.0 (2.0 ~ 9.0)	9.5 (3.1 ~ 11.5)
UK Heating		kW	4.60	6.30	7.80	8.10	11.50
COP [1]		W/W	4.94	4.21	4.46	4.00	3.97
SCOP / Đsc [2]			**4.9 A++**	**4.7 A++**	**4.8 A++**	**4.7 A++**	**4.1 A+**
Pdesign at -10 °C		kW	3.6	4.5	6.0	5.2	8.0
Input power heating		kW	0.81	1.33	1.57	2.00	2.39
Annual energy consumption [3]		kWh/a	1029	1340	1750	1549	2732
Indoor unit			**S-36PK2E5B**	**S-50PK2E5B**	**S-60PK2E5B**	**S-71PK2E5B**	**S-100PK2E5B**
Air flow	Hi / Med / Lo	m³/min	13.0 / 11.0 / 9.0	16.0 / 14.0 / 11.0	20.0 / 18.0 / 15.0	20.0 / 17.5 / 14.5	22.0 / 18.5 / 15.0
Sound pressure [4]	Hi / Med / Lo	dB(A)	35 / 31 / 27	40 / 36 / 32	47 / 44 / 40	47 / 44 / 40	49 / 45 / 41
Dimension	H x W x D	mm	302 x 1120 x 236	302 x 1120 x 236	302 x 1120 x 236	302 x 1120 x 236	302 x 1120 x 236
Net weight		kg	13	13	14	14	14
Recommended Fuse	OD/ID	A	13 / 5	13 / 5	20 /5	20 / 5	TBC / 5
Outdoor unit			**U-36PZH2E5**	**U-50PZH2E5**	**U-60PZH2E5**	**U-71PZH2E5**	**U-100PZH2E5**
Power source		V	220 - 230 - 240	220 - 230 - 240	220 - 230 - 240	220 - 230 - 240	220 - 230 - 240
Current	Cool	A	3.55 - 3.40 - 3.25	5.70 - 5.50 - 5.25	7.70 - 7.35 - 7.05	9.55 - 9.10 - 8.75	13.50 - 12.90 - 12.40
	Heat	A	3.95 - 3.75 - 3.60	6.35 - 6.05 - 5.80	7.65 - 7.30 - 7.00	9.20 - 8.80 - 8.50	11.10 - 10.60 - 10.10
Air flow	Cool / Heat	m³/min	40 / 40	40 / 45	40 / 45	61 / 60	118 / 108
Sound pressure	Cool / Heat (Hi)	dB(A)	43 / 44	45 / 48	46 / 49	48 / 50	52 / 52
Sound power	Cool / Heat (Hi)	dB(A)	62 / 64	64 / 68	65 / 69	65 / 67	69 / 69
Dimension	H x W x D	mm	695 x 875 x 320	695 x 875 x 320	695 x 875 x 320	996 x 940 x 340	1416 x 940 x 340
Net weight		kg	43	43	44	68	99
Pipe diameter	Liquid pipe	Inch (mm)	1/4 (6.35)	1/4 (6.35)	3/8 (9.52)	3/8 (9.52)	3/8 (9.52)
	Gas pipe	Inch (mm)	1/2 (12.70)	1/2 (12.70)	5/8 (15.88)	5/8 (15.88)	5/8 (15.88)
Pipe length range		m	3 ~ 40	3 ~ 40	3 ~ 40	5 ~ 50	5 ~ 85
Elevation difference (in/out) [5]		m	30	30	30	30	30
Pipe length for additional gas		m	30	30	30	30	30
Additional gas amount		g/m	20	20	35	45	45
Refrigerant (R32) / CO_2 Eq.		kg / T	1.15 / 0.776	1.15 / 0.776	1.45 / 0.979	1.95 / 1.316	3.05 / 2.059
Operating range	Cool Min ~ Max	°C	-15 ~ +46	-15 ~ +46	-15 ~ +46	-15 ~ +46	-20 [6] ~ +46
	Heat Min ~ Max	°C	-20 ~ +24	-20 ~ +24	-20 ~ +24	-20 ~ +24	-20 ~ +24
Kit RRP		**£**	**1,771**	**1,975**	**2,278**	**2,562**	**3,141**
Indoor unit RRP		£	651	686	707	857	906
Outdoor unit RRP		£	1,011	1,180	1,462	1,596	2,126
Wired control RRP		£	109	109	109	109	109

Technical focus

- Modern design with flat face and compact size
- Stylish matt white color
- DC fan for better efficiency and control
- Six directional piping outlet
- Datanavi simple support tool app with CZ-RTC5B
- Easy connection and control of external fan or ERV using the connector PAW-FDC on the indoor unit PCB. The external device can be controlled by the remote control of the Panasonic indoor unit

Closed discharge port

When the unit is turned OFF, the flap closes completely to prevent dust getting into the unit and to keep the equipment clean.

Quiet operation

These units are among the quietest in the industry, making them ideal for hotels and hospitals.

Smooth and durable design

Stylish matt color matches with modern interiors. The sleek, compact design ensures a discreet installation - even where space is limited.

Piping outlet in six directions

Piping outlet is possible in the six directions of right, right rear, right bottom, left, left rear and left bottom, making the installation work easier.

CZ-RTC5B

COMPATIBLE WITH ALL PANASONIC CONNECTIVITY SOLUTIONS. FOR DETAILED INFORMATION GO TO THE CONTROL SYSTEMS SECTION

Optional controller. CONEX wired remote controller.
CZ-RTC6 - CZ-RTC6BL

Optional controller. Infrared remote controller.
CZ-RWS3

Optional Econavi sensor.
CZ-CENSC1

			Three phase	
			7.1 kW	**9.0 kW**
KIT			**KIT-71PK2ZH8**	**KIT-100PK2ZH8**
Remote controller			**CZ-RTC5B**	**CZ-RTC5B**
Cooling capacity	Nominal (Min - Max)	kW	7.1 (2.2 ~ 9.0)	9.5 (3.1 ~ 10.5)
UK Cooling	(Total - Sensible)	kW	7.90 - 5.90	9.60 - 6.50
EER [1]		W/W	3.50	3.26
SEER / Ðsc [2]			**6.7 A++**	**6.3 A++**
Pdesign		kW	7.10	9.50
Input power cooling		kW	2.03	2.91
Annual energy consumption [3]		kWh/a	370	526
Heating capacity	Nominal (Min - Max)	kW	8.0 (2.0 ~ 9.0)	9.5 (3.1 ~ 11.5)
UK Heating		kW	8.40	11.50
COP [1]		W/W	4.00	3.97
SCOP / Ðsc [2]			**4.7 A++**	**4.1 A+**
Pdesign at -10 °C		kW	5.20	8.00
Input power heating		kW	2.00	2.39
Annual energy consumption [3]		kWh/a	1549	2732
Indoor unit			**S-71PK2E5B**	**S-100PK2E5B**
Air flow	Hi / Med / Lo	m³/min	20.0 / 17.5 / 14.5	22.0 / 18.5 / 15.0
Sound pressure [4]	Hi / Med / Lo	dB(A)	47 / 44 / 40	49 / 45 / 41
Dimension	H x W x D	mm	302 x 1120 x 236	302 x 1120 x 236
Net weight		kg	14	14
Recommended Fuse		A	TBC / 5	TBC / 5
Outdoor unit			**U-71PZH2E8**	**U-100PZH2E8**
Power source		V	380 - 400 - 415	380 - 400 - 415
Current	Cool	A	3.20 - 3.05 - 2.95	4.60 - 4.35 - 4.20
	Heat	A	3.10 - 3.00 - 2.85	3.75 - 3.55 - 3.45
Air flow	Cool / Heat	m³/min	61 / 60	118 / 108
Sound pressure	Cool / Heat (Hi)	dB(A)	48 / 50	52 / 52
Sound power	Cool / Heat (Hi)	dB(A)	65 / 67	69 / 69
Dimension	H x W x D	mm	996 x 940 x 340	1416 x 940 x 340
Net weight		kg	68	99
Pipe diameter	Liquid pipe	Inch (mm)	3/8 (9.52)	3/8 (9.52)
	Gas pipe	Inch (mm)	5/8 (15.88)	5/8 (15.88)
Pipe length range		m	5 ~ 50	5 ~ 85
Elevation difference (in/out) [5]		m	30	30
Pipe length for additional gas		m	30	30
Additional gas amount		g/m	45	45
Refrigerant (R32) / CO_2 Eq.		kg / T	1.95 / 1.316	3.05 / 2.059
Operating range	Cool Min ~ Max	°C	-15 ~ +46	-20 [6] ~ +46
	Heat Min ~ Max	°C	-20 ~ +24	-20 ~ +24
Kit RRP		**£**	**2,611**	**3,174**
Indoor unit RRP		£	857	906
Outdoor unit RRP		£	1,645	2,159
Wired control RRP		£	109	109

Accessories		RRP £
CZ-RTC6	CONEX wired remote controller (non-wireless)	**129**
CZ-RTC6BL	CONEX wired remote controller with Bluetooth®	**155**
CZ-RTC5B	Wired remote controller with Econavi function and datanavi	**109**
CZ-RWS3	Infrared remote controller	**97**
CZ-CAPWFC1	Commercial Wi-Fi Adaptor	**158**
PAW-PACR3	Interfaces to run 3 units on Backup and alternative run	**1,575**

Accessories		RRP £
PAW-WTRAY	Tray for condenser water compatible with outdoor elevation platform	**122**
PAW-GRDBSE20	Outdoor base ground support for noise and vibration absorption	**112**
PAW-GRDSTD40	Outdoor elevation platform 400 x 900 x 400 mm	**112**
CZ-CENSC1	Econavi energy savings sensor	**135**

1) EER and COP calculation is based in accordance to EN14511. 2) Energy Label Scale from A+++ to D. For models below 12 kW, the SEER and SCOP is calculated based on values of EU/626/2011. For models above 12 kW, the Ðsc / Ðsh values is calculated based on EN 14825. 3) The annual energy consumption is calculated in accordance to EU/626/2011. 4) The sound pressure of the units shows the value measured of the position 1 m in front of the main body and 1 m below the unit. The sound pressure is measured in accordance with Eurovent 6/C/006-97 specification. 5) When installing the outdoor unit at a higher position than the indoor unit. 6) For models 100 ~ 140PZH2E5(8), it is possible to operate the lowest -20 °C in the computer rooms with the piping length of 30 m or less. * Recommended fuse for the indoor 3 A.

SEER and SCOP: For KIT-36PK2ZH5. INTERNET CONTROL: Optional.

Rating Conditions: Cooling Indoor 27 °C DB / 19 °C WB. Cooling Outdoor 35 °C DB / 24 °C WB. Heating Indoor 20 °C DB. Heating Outdoor 7 °C DB / 6 °C WB. (DB: Dry Bulb; WB: Wet Bulb).
Specifications subject to change without notice. For detailed information about ErP / Energy Labelling, please visit our websites www.aircon.panasonic.eu or www.ptc.panasonic.eu.

PACi Elite and Standard 4 way 60x60 cassette Inverter+ • R32

Small and powerful, ideal for offices and restaurants.
Standard units only for Twin, Triple and Double-twin combinations.

			Single phase	
			3.6 kW	**5.0 kW**
Kit			**KIT-36PY2ZH5**	**KIT-50PY2ZH5**
Remote controller			**CZ-RTC5B**	**CZ-RTC5B**
Cooling capacity	Nominal (Min - Max)	kW	3.6 (1.5 - 4.0)	5.0 (1.5 - 5.6)
UK Cooling	(Total - Sensible)	kW	4.00 - 2.90	5.50 - 3.80
EER [1]		W/W	4.68	3.68
SEER / Đsc [2]			**6.6 A++**	**6.4 A++**
Pdesign		kW	3.6	5.0
Input power cooling		kW	0.77	1.36
Annual energy consumption [3]		kWh/a	191	273
Heating capacity	Nominal (Min - Max)	kW	4.0 (1.5 - 5.0)	5.6 (1.5 - 6.5)
UK Heating		kW	TBC	TBC
COP [1]		W/W	4.26	3.46
SCOP / Đsc [2]			**4.6 A++**	**4.3 A+**
Pdesign at -10 °C		kW	3.6	4.5
Input power heating		kW	0.94	1.62
Annual energy consumption [3]		kWh/a	1096	1465
Indoor unit			**S-36PY2E5B**	**S-50PY2E5B**
Air flow	Hi / Med / Lo	m³/min	9.7 / 8.0 / 6.0	11.1 / 9.8 / 8.5
Moisture removal volume		L/h	1.5	2.4
Sound pressure [4]	Hi / Med / Lo	dB(A)	36 / 32 / 26	40 / 37 / 33
Sound power	Hi / Med / Lo	dB(A)	51 / 47 / 41	55 / 52 / 48
Dimension (H x W x D) / Net weight	Indoor	mm / kg	288 x 583 x 583 / 18	288 x 583 x 583 / 18
	CZ-KPY3AW Panel	mm / kg	31 x 700 x 700 / 2.4	31 x 700 x 700 / 2.4
	CZ-KPY3BW Panel	mm / kg	31 x 625 x 625 / 2.4	31 x 625 x 625 / 2.4
Recommended Fuse	OD/ID	A	TBC / 5	TBC / 5
Outdoor unit			**U-36PZH2E5**	**U-50PZH2E5**
Power source		V	220 - 230 - 240	220 - 230 - 240
Current	Cool	A	3.65 - 3.50 - 3.35	6.35 - 6.10 - 5.85
	Heat	A	4.50 - 4.30 - 4.15	7.70 - 8.40 - 8.10
Air flow	Cool / Heat	m³/min	40 / 40	40 / 45
Sound pressure	Cool / Heat (Hi)	dB(A)	43 / 44	45 / 48
Sound power	Cool / Heat (Hi)	dB(A)	62 / 64	64 / 68
Dimension / Net weight	H x W x D	mm / kg	695 x 875 x 320 / 43	695 x 875 x 320 / 43
Pipe diameter	Liquid pipe	Inch (mm)	1/4 (6.35)	1/4 (6.35)
	Gas pipe	Inch (mm)	1/2 (12.70)	1/2 (12.70)
Pipe length range		m	3 ~ 40	3 ~ 40
Elevation difference (in/out) [5]		m	30	30
Pipe length for additional gas		m	30	30
Additional gas amount		g/m	20	20
Refrigerant (R32) / CO_2 Eq.		kg / T	1.15 / 0.776	1.15 / 0.776
Operating range	Cool Min ~ Max	°C	-15 ~ +46	-15 ~ +46
	Heat Min ~ Max	°C	-20 ~ +24	-20 ~ +24
Kit RRP		**£**	**1,943**	**2,178**
Indoor unit RRP		£	621	687
Outdoor unit RRP		£	1,011	1,180
Panel RRP		£	202	202
Wired control RRP		£	109	109

Accessories		RRP £
CZ-RTC6	CONEX wired remote controller (non-wireless)	**129**
CZ-RTC6BL	CONEX wired remote controller with Bluetooth®	**155**
CZ-RTC5B	Wired remote controller with Econavi function and datanavi	**109**
CZ-RWS3	Infrared remote controller	**97**
CZ-CAPWFC1	Commercial Wi-Fi Adaptor	**158**

Accessories		RRP £
PAW-WTRAY	Tray for condenser water compatible with outdoor elevation platform	**122**
PAW-GRDBSE20	Outdoor base ground support for noise and vibration absorption	**112**
PAW-GRDSTD40	Outdoor elevation platform 400 x 900 x 400 mm	**112**
CZ-CENSC1	Econavi energy savings sensor	**135**

1) EER and COP calculation is based in accordance to EN14511. 2) Energy Label Scale from A+++ to D. For models below 12 kW, the SEER and SCOP is calculated based on values of EU/626/2011. For models above 12 kW, the Đsc / Đsh values is calculated based on EN 14825. 3) The annual energy consumption is calculated in accordance to EU/626/2011. 4) The sound pressure of the units shows the value measured of the position 1,5 m below the unit. The sound pressure is measured in accordance with Eurovent 6/C/006-97 specification. 5) When installing the outdoor unit at a higher position than the indoor unit. * Recommended fuse for the indoor 3 A.

CZ-RTC5B

COMPATIBLE WITH ALL PANASONIC CONNECTIVITY SOLUTIONS. FOR DETAILED INFORMATION GO TO THE CONTROL SYSTEMS SECTION

Panel 700 x 700 mm.
CZ-KPY3AW

Panel 625 x 625 mm.
CZ-KPY3BW

Optional controller. CONEX wired remote controller.
CZ-RTC6 - CZ-RTC6BL

Optional controller. Infrared remote controller.
CZ-RWS3

			3.6 kW	4.5 kW	5.0 kW
Indoor unit			**S-36PY2E5B**	**S-45PY2E5B**[1]	**S-50PY2E5B**
Cooling capacity		kW	3.6	4.5	5.0
Heating capacity		kW	4.0	5.2	5.6
Current	Cool	A	0.30	0.32	0.35
	Heat	A	0.30	0.30	0.35
Input power	Cool	kW	0.04	0.04	0.05
	Heat	kW	0.04	0.04	0.04
Air flow	Cool (Hi / Med / Lo)	m³/min	9.7/8.0/6.0	10.0/8.8/7.0	11.1/9.8/8.5
	Heat (Hi / Med / Lo)	m³/min	9.9/8.2/6.0	10.3/9.2/7.0	11.1/9.8/8.7
Moisture removal volume		L/h	1.5	2.2	2.4
Sound pressure [6]	Cool (Hi / Med / Lo)	dB(A)	36/32/26	38/34/28	40/37/33
	Heat (Hi / Med / Lo)	dB(A)	36/32/26	38/34/28	40/37/33
Sound power	Cool (Hi / Med / Lo)	dB(A)	51/47/41	53/49/43	55/52/48
	Heat (Hi / Med / Lo)	dB(A)	51/47/41	53/49/43	55/52/48
Dimension (H x W x D)	Indoor	mm	288 x 583 x 583	288 x 583 x 583	288 x 583 x 583
	Panel CZ-KPY3AW	mm	31 x 700 x 700	31 x 700 x 700	31 x 700 x 700
	Panel CZ-KPY3BW	mm	31 x 625 x 625	31 x 625 x 625	31 x 625 x 625
Net weight	Indoor	kg	18	18	18
	Panel	kg	2.4	2.4	2.4
Pipe diameter	Liquid pipe	Inch (mm)	1/4 (6.35)	1/4 (6.35)	1/4 (6.35)
	Gas pipe	Inch (mm)	1/2 (12.70)	1/2 (12.70)	1/2 (12.70)
Operating range	Cool Min ~ Max	°C	+18 ~ +32	+18 ~ +32	+18 ~ +32
	Heat Min ~ Max	°C	+16 ~ +30	+16 ~ +30	+16 ~ +30
Indoor unit RRP		**£**	**621**	**653**	**687**

1) Only for multi combinations.
Recommended fuse for the indoor 3 A.

Technical focus

- Fresh air distribution
- Multidirectional air flow
- Integrated drain pump gives 850 mm lift
- 3 speed centrifugal fan
- DC fan for better efficiency and control
- Easy connection and control of external fan or ERV using the connector PAW-FDC on the indoor unit PCB. The external device can be controlled by the remote control of the Panasonic indoor unit

Lighter and slimmer, easier installation

Lightweight and very slim which makes installation possible even in narrow ceilings.
Designed to fit exactly into a 600x600 mm ceiling grid without the need to alter the bar configuration.

A drain height of approximately 850 mm from the ceiling surface

The drain height can be increased by approx. 350 mm over the conventional value by using a high-lift drain pump, and long horizontal piping is possible.
Lightweight at 18kg, the unit is also very slim with a height of only 288 mm, making installation possible even in narrow ceilings.

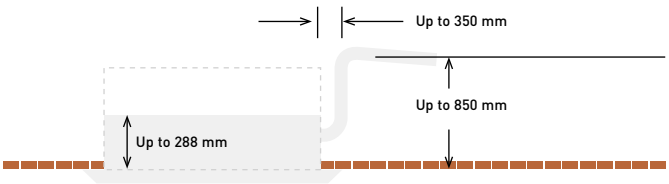

Significant reduction of power consumption by using highly developed DC fan motors with variable speed, special heat exchangers, etc.

SEER and SCOP: For KIT-36PY2ZH5. INTERNET CONTROL: Optional.

Rating Conditions: Cooling Indoor 27 °C DB / 19 °C WB. Cooling Outdoor 35 °C DB / 24 °C WB. Heating Indoor 20 °C DB. Heating Outdoor 7 °C DB / 6 °C WB. (DB: Dry Bulb; WB: Wet Bulb).
Specifications subject to change without notice. For detailed information about ErP / Energy Labelling, please visit our websites www.aircon.panasonic.eu or www.ptc.panasonic.eu.

NEW PACi Standard 4 way 90x90 cassette Inverter+ • R32

New 4 way 90x90 cassette - PU3.
Powerful turbo fan and intelligent Econavi sensor ensure high energy efficiency, and nanoe™ X which is equipped as standard provides an exceptional level of indoor air quality.

			Single phase				
			6.0 kW	**7.1 kW**	**10.0 kW**	**12.5 kW**	**14.0 kW**
KIT			**KIT-60PU3Z25**	**KIT-71PU3Z25**	**KIT-100PU3Z25**	**KIT-125PU3Z25**	**KIT-140PU3Z25**
Remote controller			**CZ-RTC5B**	**CZ-RTC5B**	**CZ-RTC5B**	**CZ-RTC5B**	**CZ-RTC5B**
Cooling capacity	Nominal (Min - Max)	kW	6.0 (2.0 - 7.1)	7.1 (2.0 - 7.7)	10.0 (3.0 - 11.5)	12.5 (3.2 - 13.5)	14.0 (3.3 - 15.0)
UK Cooling	(Total - Sensible)	kW	6.7 - 4.6	7.5 - 5.0	10.7 - 7.6	12.6 - 8.4	13.9 - 9.2
EER [1]	Nominal (Min - Max)	W/W	4.00 (8.00 - 3.36)	3.50 (8.00 - 3.01)	3.82 (5.36 - 2.88)	3.58 (5.33 - 2.81)	3.23 (5.32 - 2.73)
SEER / Đsc [2]			**7.6 A++**	**7.6 A++**	**6.8 A++**	**267.1**	**257.3**
Pdesign		kW	6.0	7.1	10.0	12.5	14.0
Input power cooling	Nominal (Min - Max)	kW	1.50 (0.25 - 2.11)	2.03 (0.25 - 2.56)	2.62 (0.56 - 4.00)	3.49 (0.60 - 4.80)	4.34 (0.62 - 5.50)
Annual energy consumption [3]		kWh/a	276	327	515	—	—
Heating capacity	Nominal (Min - Max)	kW	6.0 (1.8 - 7.0)	7.1 (1.8 - 8.1)	10.0 (3.0 - 14.0)	12.5 (3.3 - 15.0)	14.0 (3.4 - 16.0)
UK Heating		kW	TBC	TBC	TBC	TBC	TBC
COP [1]	Nominal (Min - Max)	W/W	4.72 (9.47 - 4.49)	4.36 (9.47 - 3.80)	4.93 (5.36 - 3.59)	4.43 (5.50 - 3.57)	4.18 (5.48 - 3.33)
SCOP / Đsc [2]			**4.7 A++**	**4.7 A++**	**4.4 A+**	**157.3**	**152.4**
Pdesign at -10 °C		kW	6.0	6.0	10.0	12.5	14.0
Input power heating	Nominal (Min - Max)	kW	1.27 (0.19 - 1.56)	1.63 (0.19 - 2.13)	2.03 (0.56 - 3.90)	2.82 (0.60 - 4.20)	3.35 (0.62 - 4.80)
Annual energy consumption [3]		kWh/a	1787	1787	3182	—	—
Indoor unit			**S-6071PU3E**	**S-6071PU3E**	**S-1014PU3E**	**S-1014PU3E**	**S-1014PU3E**
Air flow	Hi / Med / Lo	m³/min	21.0 / 16.0 / 13.0	22.0 / 16.0 / 13.0	36.0 / 26.0 / 18.0	37.0 / 27.0 / 19.0	38.0 / 29.0 / 20.0
Moisture removal volume		L/h	1.7	2.5	2.7	4.8	6.0
Sound pressure [4]	Hi / Med / Lo	dB(A)	36 / 31 / 28	37 / 31 / 28	45 / 38 / 32	46 / 39 / 33	47 / 40 / 34
Sound power	Hi / Med / Lo	dB(A)	51 / 46 / 43	52 / 46 / 43	60 / 53 / 47	61 / 54 / 48	62 / 55 / 49
Dimension	Indoor (H x W x D)	mm	256 x 840 x 840	256 x 840 x 840	319 x 840 x 840	319 x 840 x 840	319 x 840 x 840
	Panel (H x W x D)	mm	33.5 x 950 x 950	33.5 x 950 x 950	33.5 x 950 x 950	33.5 x 950 x 950	33.5 x 950 x 950
Net weight	Indoor / Panel	kg	20 / 5	20 / 5	25 / 5	25 / 5	25 / 5
nanoe X Generator			Mark 1	Mark 1	Mark 1	Mark 1	Mark 1
Recommended Fuse	OD/ID	A	20A / *	20A / *	35A / *	40A / *	40A / *
Outdoor unit			**U-60PZ2E5**	**U-71PZ2E5**	**U-100PZ2E5**	**U-125PZ2E5**	**U-140PZ2E5**
Power source		V	220 - 230 - 240	220 - 230 - 240	220 - 230 - 240	220 - 230 - 240	220 - 230 - 240
Current	Cool	A	7.40 - 7.05 - 6.75	9.95 - 9.50 - 9.10	12.10 - 11.50 - 11.10	16.30 - 15.60 - 15.00	20.40 - 19.50 - 18.70
	Heat	A	6.25 - 5.95 - 5.70	8.05 - 7.70 - 7.35	9.25 - 8.85 - 8.50	13.10 - 12.60 - 12.00	15.60 - 15.00 - 14.30
Air flow	Cool / Heat	m³/min	40 / 45	50 / 45	76 / 70	86 / 78	89 / 83
Sound pressure	Cool / Heat (Hi)	dB(A)	46 / 48	49 / 49	52 / 52	55 / 55	56 / 56
Sound power	Cool / Heat (Hi)	dB(A)	65 / 68	69 / 69	70 / 70	73 / 73	74 / 74
Dimension	H x W x D	mm	695 x 875 x 320	695 x 875 x 320	996 x 980 x 370	996 x 980 x 370	996 x 980 x 370
Net weight		kg	44	44	90	94	94
Pipe diameter	Liquid pipe	Inch (mm)	3/8 (9.52)	3/8 (9.52)	3/8 (9.52)	3/8 (9.52)	3/8 (9.52)
	Gas pipe	Inch (mm)	5/8 (15.88)	5/8 (15.88)	5/8 (15.88)	5/8 (15.88)	5/8 (15.88)
Pipe length range		m	3 ~ 40	3 ~ 40	5 ~ 50	5 ~ 50	5 ~ 50
Elevation difference (in/out) [5]		m	30	30	30	30	30
Pipe length for additional gas		m	30	30	30	30	30
Additional gas amount		g/m	35	35	45	45	45
Refrigerant (R32) / CO_2 Eq.		kg / T	1.45 / 0.979	1.45 / 0.979	2.60 / 1.755	2.98 / 2.0115	2.98 / 2.0115
Operating range	Cool Min ~ Max	°C	-10 ~ +43	-10 ~ +43	-10 ~ +43	-10 ~ +43	-10 ~ +43
	Heat Min ~ Max	°C	-15 ~ +24	-15 ~ +24	-15 ~ +24	-15 ~ +24	-15 ~ +24
Kit RRP		**£**	**2,073**	**2,136**	**2,663**	**2,837**	**3,393**
Indoor unit RRP		£	777	777	943	943	943
Outdoor unit RRP		£	1,003	1,066	1,427	1,601	2,157
Panel RRP		£	184	184	184	184	184
Wired control RRP		£	109	109	109	109	109

Technical focus

- High performance turbo fan, path system for heat exchanger
- Econavi: An optional intelligent sensor to reduce waste of energy
- nanoe™ X (Generator Mark 1= 4.8 trillion hydroxyl radicals/ sec) as standard for better indoor air quality, indoor unit internal cleaning with nanoe™ X and dry operation
- Lower noise in slow fan operation
- Light weight, easy piping and integrated drain pump for quick installation
- Wired remote control CZ-RTC6BL allows easy system setting via Bluetooth®
- High volume fresh air input with optional air-intake plenum and chamber (CZ-FDU3+CZ-ATU2)

CZ-RTC5B

Standard panel.
CZ-KPU3W

COMPATIBLE WITH ALL PANASONIC CONNECTIVITY SOLUTIONS. FOR DETAILED INFORMATION GO TO THE CONTROL SYSTEMS SECTION

Optional Econavi panel (CZ-RTC5B is required).
CZ-KPU3AW

Optional controller. CONEX wired remote controller.
CZ-RTC6 - CZ-RTC6BL - CZ-RTC6BLW

Optional controller. Infrared remote controller.
CZ-RWS3 + CZ-RWRU3W

			Three phase		
			10.0 kW	**12.5 kW**	**14.0 kW**
KIT			**KIT-100PU3Z28**	**KIT-125PU3Z28**	**KIT-140PU3Z28**
Remote controller			**CZ-RTC5B**	**CZ-RTC5B**	**CZ-RTC5B**
Cooling capacity	Nominal (Min - Max)	kW	10.0 (3.0 - 11.5)	12.5 (3.2 - 13.5)	14.0 (3.3 - 15.0)
UK Cooling	(Total - Sensible)	kW	10.7 - 7.6	12.6 - 8.4	13.9 - 9.2
EER [1]	Nominal (Min - Max)	W/W	3.82 (5.36 - 2.88)	3.58 (5.33 - 2.81)	3.23 (5.32 - 2.73)
SEER / Đsc [2]			**6.7 A++**	**266.1**	**256.5**
Pdesign		kW	10.0	12.5	14.0
Input power cooling	Nominal (Min - Max)	kW	2.62 (0.56 - 4.00)	3.49 (0.60 - 4.80)	4.34 (0.62 - 5.50)
Annual energy consumption [3]		kWh/a	521	—	—
Heating capacity	Nominal (Min - Max)	kW	10.0 (3.0 - 14.0)	12.5 (3.3 - 15.0)	14.0 (3.4 - 16.0)
UK Heating		kW	TBC	TBC	TBC
COP [1]	Nominal (Min - Max)	W/W	4.93 (5.36 - 3.59)	4.43 (5.50 - 3.57)	4.18 (5.48 - 3.33)
SCOP / Đsc [2]			**4.4 A+**	**157.3**	**152.4**
Pdesign at -10 °C		kW	10.0	12.5	14.0
Input power heating	Nominal (Min - Max)	kW	2.03 (0.56 - 3.90)	2.82 (0.60 - 4.20)	3.35 (0.62 - 4.80)
Annual energy consumption [3]		kWh/a	3182	—	—
Indoor unit			**S-1014PU3E**	**S-1014PU3E**	**S-1014PU3E**
Air flow	Hi / Med / Lo	m³/min	36.0 / 26.0 / 18.0	37.0 / 27.0 / 19.0	38.0 / 29.0 / 20.0
Moisture removal volume		L/h	2.7	4.8	6.0
Sound pressure [4]	Hi / Med / Lo	dB(A)	45 / 38 / 32	46 / 39 / 33	47 / 40 / 34
Sound power	Hi / Med / Lo	dB(A)	60 / 53 / 47	61 / 54 / 48	62 / 55 / 49
Dimension	Indoor (H x W x D)	mm	319 x 840 x 840	319 x 840 x 840	319 x 840 x 840
	Panel (H x W x D)	mm	33.5 x 950 x 950	33.5 x 950 x 950	33.5 x 950 x 950
Net weight	Indoor / Panel	kg	25 / 5	25 / 5	25 / 5
nanoe X Generator			Mark 1	Mark 1	Mark 1
Recommended Fuse	OD/ID	A	15A / *	20A / *	20A / *
Outdoor unit			**U-100PZ2E8**	**U-125PZ2E8**	**U-140PZ2E8**
Power source		V	380 - 400 - 415	380 - 400 - 415	380 - 400 - 415
Current	Cool	A	4.10 - 3.90 - 3.75	5.45 - 5.20 - 5.00	6.85 - 6.50 - 6.25
	Heat	A	3.15 - 3.00 - 2.90	4.40 - 4.15 - 4.00	5.25 - 4.95 - 4.80
Air flow	Cool / Heat	m³/min	76 / 70	86 / 78	89 / 83
Sound pressure	Cool / Heat (Hi)	dB(A)	52 / 52	55 / 55	56 / 56
Sound power	Cool / Heat (Hi)	dB(A)	70 / 70	73 / 73	74 / 74
Dimension	H x W x D	mm	996 x 980 x 370	996 x 980 x 370	996 x 980 x 370
Net weight		kg	90	94	94
Pipe diameter	Liquid pipe	Inch (mm)	3/8 (9.52)	3/8 (9.52)	3/8 (9.52)
	Gas pipe	Inch (mm)	5/8 (15.88)	5/8 (15.88)	5/8 (15.88)
Pipe length range		m	5 ~ 50	5 ~ 50	5 ~ 50
Elevation difference (in/out) [5]		m	30	30	30
Pipe length for additional gas		m	30	30	30
Additional gas amount		g/m	45	45	45
Refrigerant (R32) / CO_2 Eq.		kg / T	2.60 / 1.755	2.98 / 2.0115	2.98 / 2.0115
Operating range	Cool Min ~ Max	°C	-10 ~ +43	-10 ~ +43	-10 ~ +43
	Heat Min ~ Max	°C	-15 ~ +24	-15 ~ +24	-15 ~ +24
Kit RRP		**£**	**2,751**	**2,921**	**3,418**
Indoor unit RRP		£	943	943	943
Outdoor unit RRP		£	1,515	1,685	2,182
Panel RRP		£	184	184	184
Wired control RRP		£	109	109	109

Accessories		RRP £
CZ-RTC6	CONEX wired remote controller (non-wireless)	**129**
CZ-RTC6BL	CONEX wired remote controller with Bluetooth®	**155**
CZ-RTC6BLW	CONEX wired remote controller with Wi-Fi and Bluetooth®	**219**
CZ-RTC5B	Wired remote controller with Econavi function and datanavi	**109**
CZ-RWS3 + CZ-RWRU3W	Infrared remote controller	**248**

Accessories		RRP £
CZ-CAPWFC1	Commercial Wi-Fi Adaptor	**158**
CZ-KPU3AW	Econavi exclusive panel	**251**
PAW-WTRAY	Tray for condenser water compatible with outdoor elevation platform	**122**
PAW-GRDBSE20	Outdoor base ground support for noise and vibration absorption	**112**
CZ-CENSC1	Econavi energy savings sensor	**135**
CZ-FDU3+CZ-ATU2	Fresh air-intake kit	**710**

1) EER and COP calculation is based in accordance to EN14511. 2) Energy Label Scale from A+++ to D. For models below 12 kW, the SEER and SCOP is calculated based on values of EU/626/2011. For models above 12 kW, the Đsc / Đsh values is calculated based on EN 14825. 3) The annual energy consumption is calculated in accordance to EU/626/2011. 4) The sound pressure of the units shows the value measured of the position 1,5 m below the unit. The sound pressure is measured in accordance with Eurovent 6/C/006-97 specification. 5) When installing the outdoor unit at a higher position than the indoor unit. * Recommended fuse for the indoor 3 A. ** Above values are in the case of nanoe™ X OFF.

SEER and SCOP: For S-6071PU3E + U-60PZ2E5 and S-6071PU3E + U-71PZ2E5. ECONAVI and INTERNET CONTROL: Optional.

Rating Conditions: Cooling Indoor 27 °C DB / 19 °C WB. Cooling Outdoor 35 °C DB / 24 °C WB. Heating Indoor 20 °C DB. Heating Outdoor 7 °C DB / 6 °C WB. (DB: Dry Bulb; WB: Wet Bulb).
Specifications subject to change without notice. For detailed information about ErP / Energy Labelling, please visit our websites www.aircon.panasonic.eu or www.ptc.panasonic.eu.

NEW PACi Elite 4 way 90x90 cassette Inverter+ • R32

New 4 way 90x90 cassette - PU3.
Powerful turbo fan and intelligent Econavi sensor ensure high energy efficiency, and nanoe™ X which is equipped as standard provides an exceptional level of indoor air quality.

			Single phase						
			3.6 kW	5.0 kW	6.0 kW	7.1 kW	10.0 kW	12.5 kW	14.0 kW
KIT			**KIT-36PU3ZH25**	**KIT-50PU3ZH25**	**KIT-60PU3ZH25**	**KIT-71PU3ZH25**	**KIT-100PU3ZH25**	**KIT-125PU3ZH25**	**KIT-140PU3ZH25**
Remote controller			**CZ-RTC5B**	**CZ-RTC5B**	**CZ-RTC5B**	**CZ-RTC5B**	**CZ-RTC5B**	**CZ-RTC5B**	**CZ-RTC5B**
Cooling capacity	Nominal (Min - Max)	kW	3.6 (1.5 - 4.0)	5.0 (1.5 - 5.6)	6.0 (2.0 - 7.1)	7.1 (2.2 - 9.0)	10.0 (3.1 - 12.5)	12.5 (3.2 - 14.0)	14.0 (3.3 - 16.0)
UK Cooling	(Total - Sensible)	kW	3.7 - 2.8	5.1 - 3.6	6.7 - 4.6	8.1 - 5.4	11.4 - 7.9	12.8 - 8.6	14.6 - 9.5
EER [1]	Nominal (Min - Max)	W/W	5.22 (6.25 - 4.60)	4.31 (6.25 - 3.61)	4.05 (8.00 - 3.36)	4.06 (5.79 - 2.69)	4.41 (5.34 - 3.42)	3.80 (5.33 - 3.08)	3.41 (5.32 - 2.74)
SEER / Đsc [2]			**8.5 A+++**	**8.2 A++**	**8.0 A++**	**7.7 A++**	**7.8 A++**	**304.3**	**286.6**
Pdesign		kW	3.6	5.0	6.0	7.1	10.0	12.5	14.0
Input power cooling	Nominal (Min - Max)	kW	0.69 (0.24 - 0.87)	1.16 (0.24 - 1.55)	1.48 (0.25 - 2.11)	1.75 (0.38 - 3.35)	2.27 (0.58 - 3.65)	3.29 (0.60 - 4.55)	4.11 (0.62 - 5.85)
Annual energy consumption [3]		kWh/a	148	213	262	323	449	—	—
Heating capacity	Nominal (Min - Max)	kW	4.0 (1.5 - 5.0)	5.6 (1.5 - 6.5)	7.0 (1.8 - 8.0)	8.0 (2.0 - 9.0)	11.2 (3.1 - 14.0)	14.0 (3.2 - 16.0)	16.0 (3.3 - 18.0)
UK Heating		kW	TBC	TBC	TBC	TBC	TBC	TBC	TBC
COP [1]	Nominal (Min - Max)	W/W	5.48 (7.89 - 4.90)	4.71 (7.89 - 4.19)	4.29 (9.47 - 4.10)	4.30 (5.56 - 3.16)	5.00 (5.54 - 3.64)	4.61 (5.52 - 3.37)	4.30 (5.50 - 3.27)
SCOP / Đsc [2]			**5.1 A+++**	**4.9 A++**	**4.8 A++**	**4.8 A++**	**4.9 A++**	**186.0**	**181.2**
Pdesign at -10 °C		kW	3.6	4.5	6.0	5.2	8.0	9.5	10.6
Input power heating	Nominal (Min - Max)	kW	0.73 (0.19 - 1.02)	1.19 (0.19 - 1.55)	1.63 (0.19 - 1.95)	1.86 (0.36 - 2.85)	2.24 (0.56 - 3.85)	3.04 (0.58 - 4.75)	3.72 (0.60 - 5.50)
Annual energy consumption [3]		kWh/a	988	1286	1750	1517	2286	—	—
Indoor unit			**S-3650PU3E**	**S-3650PU3E**	**S-6071PU3E**	**S-6071PU3E**	**S-1014PU3E**	**S-1014PU3E**	**S-1014PU3E**
Air flow	Hi / Med / Lo	m³/min	14.5/13.0/11.5	16.5/13.5/11.5	21.0/16.0/13.0	22.0/16.0/13.0	36.0/26.0/18.0	37.0/27.0/19.0	38.0/29.0/20.0
Moisture removal volume		L/h	0.7	1.6	1.7	2.5	2.7	4.8	6.0
Sound pressure [4]	Hi / Med / Lo	dB(A)	30/28/27	32/29/27	36/31/28	37/31/28	45/38/32	46/39/33	47/40/34
Sound power	Hi / Med / Lo	dB(A)	45/43/42	47/44/42	51/46/43	52/46/43	60/53/47	61/54/48	62/55/49
Dimension	Indoor (H x W x D)	mm	256 x 840 x 840	256 x 840 x 840	256 x 840 x 840	256 x 840 x 840	319 x 840 x 840	319 x 840 x 840	319 x 840 x 840
	Panel (H x W x D)	mm	33.5 x 950 x 950	33.5 x 950 x 950	33.5 x 950 x 950	33.5 x 950 x 950	33.5 x 950 x 950	33.5 x 950 x 950	33.5 x 950 x 950
Net weight	Indoor / Panel	kg	19/5	19/5	20/5	20/5	25/5	25/5	25/5
nanoe X Generator			Mark 1	Mark 1	Mark 1	Mark 1	Mark 1	Mark 1	Mark 1
Recommended Fuse		A	TBC	TBC	TBC	TBC	TBC	TBC	TBC
Outdoor unit			**U-36PZH2E5**	**U-50PZH2E5**	**U-60PZH2E5**	**U-71PZH2E5**	**U-100PZH2E5**	**U-125PZH2E5**	**U-140PZH2E5**
Power source		V	220 - 230 - 240	220 - 230 - 240	220 - 230 - 240	220 - 230 - 240	220 - 230 - 240	220 - 230 - 240	220 - 230 - 240
Current	Cool	A	3.35 - 3.20 - 3.05	5.45 - 5.25 - 5.00	7.30 - 6.95 - 6.70	8.25 - 7.90 - 7.55	10.40 - 9.95 - 9.50	15.20-14.50-13.90	19.10-18.20-17.50
	Heat	A	3.55 - 3.40 - 3.25	5.70 - 5.45 - 5.20	8.05 - 7.70 - 7.40	8.60 - 8.25 - 8.00	10.20 - 9.80 - 9.40	14.00-13.40-12.80	17.20-16.50-15.80
Air flow	Cool / Heat	m³/min	40/40	40/45	40/45	61/60	118/108	125/122	129/116
Sound pressure	Cool / Heat (Hi)	dB(A)	43/44	45/48	46/49	48/50	52/52	53/53	54/54
Sound power	Cool / Heat (Hi)	dB(A)	62/64	64/68	65/69	65/67	69/69	70/70	71/71
Dimension	H x W x D	mm	695 x 875 x 320	695 x 875 x 320	695 x 875 x 320	996 x 940 x 340	1416 x 940 x 340	1416 x 940 x 340	1416 x 940 x 340
Net weight		kg	43	43	44	68	99	99	99
Pipe diameter	Liquid pipe	Inch (mm)	1/4 (6.35)	1/4 (6.35)	3/8 (9.52)	3/8 (9.52)	3/8 (9.52)	3/8 (9.52)	3/8 (9.52)
	Gas pipe	Inch (mm)	1/2 (12.70)	1/2 (12.70)	5/8 (15.88)	5/8 (15.88)	5/8 (15.88)	5/8 (15.88)	5/8 (15.88)
Pipe length range		m	3 ~ 40	3 ~ 40	3 ~ 40	5 ~ 50	5 ~ 85	5 ~ 85	5 ~ 85
Elevation difference (in/out) [5]		m	30	30	30	30	30	30	30
Pipe length for additional gas		m	30	30	30	30	30	30	30
Additional gas amount		g/m	20	20	35	45	45	45	45
Refrigerant (R32) / CO_2 Eq.		kg / T	1.15/0.776	1.15/0.776	1.45/0.979	1.95/1.316	3.05/2.059	3.05/2.059	3.05/2.059
Operating range	Cool Min ~ Max	°C	-15 ~ +46	-15 ~ +46	-15 ~ +46	-15 ~ +46	-20 [6] ~ +46	-20 [6] ~ +46	-20 [6] ~ +46
	Heat Min ~ Max	°C	-20 ~ +24	-20 ~ +24	-20 ~ +24	-20 ~ +24	-20 ~ +24	-20 ~ +24	-20 ~ +24
Kit RRP		**£**	**1,812**	**1,981**	**2,532**	**2,666**	**3,362**	**3,539**	**3,924**
Indoor unit RRP		£	508	508	777	777	943	943	943
Outdoor unit RRP		£	1,011	1,180	1,462	1,596	2,126	2,303	2,688
Panel RRP		£	184	184	184	184	184	184	184
Wired control RRP		£	109	109	109	109	109	109	109

Technical focus

- High performance turbo fan, path system for heat exchanger
- Econavi: An optional intelligent sensor to reduce waste of energy
- nanoe™ X (Generator Mark 1= 4,8 trillion hydroxyl radicals/ sec) as standard for better indoor air quality, indoor unit internal cleaning with nanoe™ X and dry operation
- Lower noise in slow fan operation
- Light weight, easy piping and integrated drain pump for quick installation
- Wired remote control CZ-RTC6BL allows easy system setting via Bluetooth®
- High volume fresh air input with optional air-intake plenum and chamber (CZ-FDU3+CZ-ATU2)

CZ-RTC5B

Standard panel.
CZ-KPU3W

COMPATIBLE WITH ALL PANASONIC CONNECTIVITY SOLUTIONS. FOR DETAILED INFORMATION GO TO THE CONTROL SYSTEMS SECTION

Optional Econavi panel (CZ-RTC5B is required).
CZ-KPU3AW

Optional controller. CONEX wired remote controller.
CZ-RTC6 - CZ-RTC6BL - CZ-RTC6BLW

Optional controller. Infrared remote controller.
CZ-RWS3 + CZ-RWRU3W

			Three phase			
			7.1 kW	**10.0 kW**	**12.5 kW**	**14.0 kW**
KIT			**KIT-71PU3ZH28**	**KIT-100PU3ZH28**	**KIT-125PU3ZH28**	**KIT-140PU3ZH28**
Remote controller			**CZ-RTC5B**	**CZ-RTC5B**	**CZ-RTC5B**	**CZ-RTC5B**
Cooling capacity	Nominal (Min - Max)	kW	7.1 (2.2 - 9.0)	10.0 (3.1 - 12.5)	12.5 (3.2 - 14.0)	14.0 (3.3 - 16.0)
UK Cooling	(Total - Sensible)	kW	8.1 - 5.4	11.4 - 7.9	12.8 - 8.6	14.6 - 9.5
EER [1]	Nominal (Min - Max)	W/W	4.06 (5.79 - 2.69)	4.41 (5.34 - 3.42)	3.80 (5.33 - 3.08)	3.41 (5.32 - 2.74)
SEER / Ðsc [2]			**7.6 A++**	**7.7 A++**	**303.0**	**285.6**
Pdesign		kW	7.1	10.0	12.5	14.0
Input power cooling	Nominal (Min - Max)	kW	1.75 (0.38 - 3.35)	2.27 (0.58 - 3.65)	3.29 (0.60 - 4.55)	4.11 (0.62 - 5.85)
Annual energy consumption [3]		kWh/a	327	455	—	—
Heating capacity	Nominal (Min - Max)	kW	8.0 (2.0 - 9.0)	11.2 (3.1 - 14.0)	14.0 (3.2 - 16.0)	16.0 (3.3 - 18.0)
UK Heating		kW	TBC	TBC	TBC	TBC
COP [1]	Nominal (Min - Max)	W/W	4.30 (5.56 - 3.16)	5.00 (5.54 - 3.64)	4.61 (5.52 - 3.37)	4.30 (5.50 - 3.27)
SCOP / Ðsc [2]			**4.8 A++**	**4.9 A++**	**186.0**	**181.1**
Pdesign at -10 °C		kW	5.2	8.0	9.5	10.6
Input power heating	Nominal (Min - Max)	kW	1.86 (0.36 - 2.85)	2.24 (0.56 - 3.85)	3.04 (0.58 - 4.75)	3.72 (0.60 - 5.50)
Annual energy consumption [3]		kWh/a	1517	2286	—	—
Indoor unit			**S-6071PU3E**	**S-1014PU3E**	**S-1014PU3E**	**S-1014PU3E**
Air flow	Hi / Med / Lo	m³/min	22.0 / 16.0 / 13.0	36.0 / 26.0 / 18.0	37.0 / 27.0 / 19.0	38.0 / 29.0 / 20.0
Moisture removal volume		L/h	2.5	2.7	4.8	6.0
Sound pressure [4]	Hi / Med / Lo	dB(A)	37 / 31 / 28	45 / 38 / 32	46 / 39 / 33	47 / 40 / 34
Sound power	Hi / Med / Lo	dB(A)	52 / 46 / 43	60 / 53 / 47	61 / 54 / 48	62 / 55 / 49
Dimension	Indoor (H x W x D)	mm	256 x 840 x 840	319 x 840 x 840	319 x 840 x 840	319 x 840 x 840
	Panel (H x W x D)	mm	33.5 x 950 x 950	33.5 x 950 x 950	33.5 x 950 x 950	33.5 x 950 x 950
Net weight	Indoor / Panel	kg	20 / 5	25 / 5	25 / 5	25 / 5
nanoe X Generator			Mark 1	Mark 1	Mark 1	Mark 1
Recommended Fuse		A	TBC	TBC	TBC	TBC
Outdoor unit			**U-71PZH2E8**	**U-100PZH2E8**	**U-125PZH2E8**	**U-140PZH2E8**
Power source		V	380 - 400 - 415	380 - 400 - 415	380 - 400 - 415	380 - 400 - 415
Current	Cool	A	2.75 - 2.65 - 2.55	3.50 - 3.35 - 3.20	5.15 - 4.90 - 4.70	6.45 - 6.15 - 5.90
	Heat	A	2.90 - 2.80 - 2.70	3.45 - 3.30 - 3.15	4.75 - 4.50 - 4.35	5.85 - 5.55 - 5.35
Air flow	Cool / Heat	m³/min	61 / 60	118 / 108	125 / 112	129 / 116
Sound pressure	Cool / Heat (Hi)	dB(A)	48 / 50	52 / 52	53 / 53	54 / 54
Sound power	Cool / Heat (Hi)	dB(A)	65 / 67	69 / 69	70 / 70	71 / 71
Dimension	H x W x D	mm	996 x 940 x 340	1416 x 940 x 340	1416 x 940 x 340	1416 x 940 x 340
Net weight		kg	68	99	99	99
Pipe diameter	Liquid pipe	Inch (mm)	3/8 (9.52)	3/8 (9.52)	3/8 (9.52)	3/8 (9.52)
	Gas pipe	Inch (mm)	5/8 (15.88)	5/8 (15.88)	5/8 (15.88)	5/8 (15.88)
Pipe length range		m	5 ~ 50	5 ~ 85	5 ~ 85	5 ~ 85
Elevation difference (in/out) [5]		m	30	30	30	30
Pipe length for additional gas		m	30	30	30	30
Additional gas amount		g/m	45	45	45	45
Refrigerant (R32) / CO_2 Eq.		kg / T	1.95 / 1.316	3.05 / 2.059	3.05 / 2.059	3.05 / 2.059
Operating range	Cool Min ~ Max	°C	-15 ~ +46	-20 [6] ~ +46	-20 [6] ~ +46	-20 [6] ~ +46
	Heat Min ~ Max	°C	-20 ~ +24	-20 ~ +24	-20 ~ +24	-20 ~ +24
Kit RRP		**£**	**2,715**	**3,395**	**3,643**	**4,212**
Indoor unit RRP		£	777	943	943	943
Outdoor unit RRP		£	1,645	2,159	2,407	2,976
Panel RRP		£	184	184	184	184
Wired control RRP		£	109	109	109	109

Accessories		RRP £
CZ-RTC6	CONEX wired remote controller (non-wireless)	**129**
CZ-RTC6BL	CONEX wired remote controller with Bluetooth®	**155**
CZ-RTC6BLW	CONEX wired remote controller with Wi-Fi and Bluetooth®	**219**
CZ-RTC5B	Wired remote controller with Econavi function and datanavi	**109**
CZ-RWS3 + CZ-RWRU3W	Infrared remote controller	**248**

Accessories		RRP £
CZ-CAPWFC1	Commercial Wi-Fi Adaptor	**158**
CZ-KPU3AW	Econavi exclusive panel	**251**
PAW-WTRAY	Tray for condenser water compatible with outdoor elevation platform	**122**
PAW-GRDBSE20	Outdoor base ground support for noise and vibration absorption	**112**
CZ-CENSC1	Econavi energy savings sensor	**135**
CZ-FDU3+CZ-ATU2	Fresh air-intake kit	**710**

1) EER and COP calculation is based in accordance to EN14511. 2) Energy Label Scale from A+++ to D. For models below 12 kW, the SEER and SCOP is calculated based on values of EU/626/2011. For models above 12 kW, the Ðsc / Ðsh values is calculated based on EN 14825. 3) The annual energy consumption is calculated in accordance to EU/626/2011. 4) The sound pressure of the units shows the value measured of the position 1,5 m below the unit. The sound pressure is measured in accordance with Eurovent 6/C/006-97 specification. 5) When installing the outdoor unit at a higher position than the indoor unit. 6) For models 100 ~ 140PZH2E5(8), it is possible to operate the lowest -20 °C in the computer rooms with the piping length of 30 m or less. * Recommended fuse for the indoor 3 A. ** Above values are in the case of nanoe™ X OFF.

SEER and SCOP: For S-3650PU3E + U-36PZH2E5. ECONAVI and INTERNET CONTROL: Optional.

Rating Conditions: Cooling Indoor 27 °C DB / 19 °C WB. Cooling Outdoor 35 °C DB / 24 °C WB. Heating Indoor 20 °C DB. Heating Outdoor 7 °C DB / 6 °C WB. (DB: Dry Bulb; WB: Wet Bulb).
Specifications subject to change without notice. For detailed information about ErP / Energy Labelling, please visit our websites www.aircon.panasonic.eu or www.ptc.panasonic.eu.

PACi Standard ceiling Inverter+ • R32

Ceiling mounted units provide large and wide air distribution which is good for big rooms.
The height and depth of all capacities are the same for unified appearance in mixed installations.

			Single phase				
			6.0 kW	**7.1 kW**	**10.0 kW**	**12.5 kW**	**14.0 kW**
KIT			**KIT-60PT2Z5**	**KIT-71PT2Z5**	**KIT-100PT2Z5**	**KIT-125PT2Z5**	**KIT-140PT2Z5**
Remote controller			**CZ-RTC5B**	**CZ-RTC5B**	**CZ-RTC5B**	**CZ-RTC5B**	**CZ-RTC5B**
Cooling capacity	Nominal (Min - Max)	kW	6.0 (2.0 ~ 7.1)	7.1 (2.0 ~ 7.7)	10.0 (3.0 - 11.5)	12.5 (3.2 - 13.5)	14.0 (3.3 - 15.0)
UK Cooling	(Total - Sensible)	kW	6.7 - 4.4	7.5 - 5.0	10.7 - 7.1	12.6 - 8.2	13.9 - 8.9
EER [1]	Nominal (Min - Max)	W/W	4.00	3.55	3.64 (5.36 - 2.80)	3.32 (5.33 - 2.77)	2.98 (5.32 - 2.73)
SEER [2]			**6.8 A++**	**6.5 A++**	**6.5 A++**	**5.8**	**5.5**
Pdesign		kW	6.0	7.1	10.0	12.5	14.0
Input power cooling	Nominal (Min - Max)	kW	1.50	2.00	2.75 (0.56 - 4.10)	3.76 (0.60 - 4.88)	4.70 (0.62 - 5.50)
Annual energy consumption [3]		kWh/a	309	382	535	1300	1530
Heating capacity	Nominal (Min - Max)	kW	6.0 (1.8 ~ 7.0)	7.1 (1.8 ~ 8.1)	10.0 (3.0 - 14.0)	12.5 (3.3 - 15.0)	14.0 (3.4 - 16.0)
UK Heating		kW	6.8	7.9	TBC	TBC	TBC
COP [1]	Nominal (Min - Max)	W/W	4.80	4.41	4.24 (5.36 - 3.50)	3.89 (4.52 - 3.41)	3.70 (5.48 - 3.08)
SCOP [2]			**4.6 A++**	**4.3 A+**	**4.2 A+**	**3.8**	**3.7**
Pdesign at -10 °C		kW	6.0	6.0	10.0	12.5	13.6
Input power heating	Nominal (Min - Max)	kW	1.25	1.62	2.36 (0.56 - 4.00)	3.21 (0.73 - 4.40)	3.78 (0.62 - 5.20)
Annual energy consumption [3]		kWh/a	1826	1953	3324	4669	5153
Indoor unit			**S-60PT2E5B**	**S-71PT2E5B**	**S-100PT2E5B**	**S-125PT2E5B**	**S-140PT2E5B**
Air flow	Hi / Med / Lo	m³/min	20.0 / 17.0 / 14.5	21.0 / 18.0 / 15.5	30 / 25 / 23	34 / 28 / 24	35 / 29 / 25
Moisture removal volume		L/h	3.4	4.2	6.0	7.9	9.0
Sound pressure [4]	Hi / Med / Lo	dB(A)	38 / 34 / 30	39 / 35 / 31	42 / 37 / 35	46 / 40 / 36	47 / 41 / 37
Sound power	Hi / Med / Lo	dB(A)	56 / 52 / 48	57 / 53 / 49	60 / 55 / 53	64 / 58 / 54	65 / 59 / 55
Dimension	H x W x D	mm	235 x 1275 x 690	235 x 1275 x 690	235 x 1590 x 690	235 x 1590 x 690	235 x 1590 x 690
Net weight		kg	33	33	40	40	40
Recommended Fuse	OD/ID	A	TBC / 5	TBC / 5	32 / 5	32 / 5	32 / 5
Outdoor unit			**U-60PZ2E5**	**U-71PZ2E5**	**U-100PZ2E5**	**U-125PZ2E5**	**U-140PZ2E5**
Power source		V	220 - 230 - 240	220 - 230 - 240	220 - 230 - 240	220 - 230 - 240	220 - 230 - 240
Current	Cool	A	7.30 - 7.00 - 6.70	9.70 - 9.30 - 8.90	12.80 - 12.20 - 11.70	17.60 - 16.90 - 16.20	22.10 - 21.20 - 20.30
	Heat	A	6.05 - 5.80 - 5.55	7.85 - 7.50 - 7.20	10.90 - 10.40 - 10.00	15.00 - 14.30 - 13.70	17.70 - 16.90 - 16.20
Air flow	Cool / Heat	m³/min	40 / 45	50 / 45	76 / 70	86 / 78	89 / 83
Sound pressure	Cool / Heat (Hi)	dB(A)	46 / 48	49 / 49	52 / 52	55 / 55	56 / 56
Sound power	Cool / Heat (Hi)	dB(A)	65 / 68	69 / 69	70 / 70	73 / 73	74 / 74
Dimension	H x W x D	mm	695 x 875 x 320	695 x 875 x 320	996 x 980 x 370	996 x 980 x 370	996 x 980 x 370
Net weight		kg	44	44	90	94	94
Pipe diameter	Liquid pipe	Inch (mm)	3/8 (9.52)	3/8 (9.52)	3/8 (9.52)	3/8 (9.52)	3/8 (9.52)
	Gas pipe	Inch (mm)	5/8 (15.88)	5/8 (15.88)	5/8 (15.88)	5/8 (15.88)	5/8 (15.88)
Pipe length range		m	3 ~ 40	3 ~ 40	5 ~ 50	5 ~ 50	5 ~ 50
Elevation difference (in/out) [5]		m	30	30	30	30	30
Pipe length for additional gas		m	30	30	30	30	30
Additional gas amount		g/m	35	35	45	45	45
Refrigerant (R32) / CO_2 Eq.		kg / T	1.45 / 0.979	1.45 / 0.979	2.60 / 1.755	2.98 / 2.0115	2.98 / 2.0115
Operating range	Cool Min ~ Max	°C	-10 ~ +43	-10 ~ +43	-10 ~ +43	-10 ~ +43	-10 ~ +43
	Heat Min ~ Max	°C	-15 ~ +24	-15 ~ +24	-15 ~ +24	-15 ~ +24	-15 ~ +24
Kit RRP		**£**	**2014**	**2140**	**2754**	**3138**	**3818**
Indoor unit RRP		£	902	965	1,218	1,428	1,552
Outdoor unit RRP		£	1,003	1,066	1,427	1,601	2,157
Wired control RRP		£	109	109	109	109	109

Technical focus

- Wide air distribution for large rooms
- Horizontal air flow reaches maximum 9.5 m
- Fresh air connection available on the unit
- Slim design with 235 m height fits narrow space
- Silent operation
- Datanavi simple support tool app with CZ-RTC5B
- Twin, Triple and Double-twin split options
- Easy connection and control of external fan or ERV using the connector PAW-FDC on the indoor unit PCB. The external device can be controlled by the remote control of the Panasonic indoor unit

Further comfort improvement with airflow distribution

Horizontal air flow reaches maximum 9.5 m. This is ideal for wide rooms.
The wide air discharge opening expands the air flow to the left and the right. The unpleasant feeling caused when the air flow directly hits the human body is prevented by the "Draft prevention position", which changes the swing width, so that the degree of comfort is increased.

CZ-RTC5B

COMPATIBLE WITH ALL PANASONIC CONNECTIVITY SOLUTIONS. FOR DETAILED INFORMATION GO TO THE CONTROL SYSTEMS SECTION

Optional controller. CONEX wired remote controller.
CZ-RTC6 - CZ-RTC6BL

Optional controller. Infrared remote controller.
CZ-RWS3 + CZ-RWRT3

Optional Econavi sensor.
CZ-CENSC1

			Three phase		
			10.0 kW	**12.5 kW**	**14.0 kW**
KIT			**KIT-100PT2Z8**	**KIT-125PT2Z8**	**KIT-140PT2Z8**
Remote controller			**CZ-RTC5B**	**CZ-RTC5B**	**CZ-RTC5B**
Cooling capacity	Nominal (Min - Max)	kW	10.0 (3.0 - 11.5)	12.5 (3.2 - 13.5)	14.0 (3.3 - 15.0)
UK Cooling	(Total - Sensible)	kW	10.7 - 7.1	12.6 - 8.2	13.9 - 8.9
EER [1]	Nominal (Min - Max)	W/W	3.64 (5.36 - 2.80)	3.32 (5.33 - 2.77)	2.98 (5.32 - 2.73)
SEER [2]			**6.5 A++**	**5.8**	**5.5**
Pdesign		kW	10.0	12.5	14.0
Input power cooling	Nominal (Min - Max)	kW	2.75 (0.56 - 4.10)	3.76 (0.60 - 4.88)	4.70 (0.62 - 5.50)
Annual energy consumption [3]		kWh/a	538	1304	1534
Heating capacity	Nominal (Min - Max)	kW	10.0 (3.0 - 14.0)	12.5 (3.3 - 15.0)	14.0 (3.4 - 16.0)
UK Heating		kW	12.54	14.37	16.16
COP [1]	Nominal (Min - Max)	W/W	4.24 (5.36 - 3.50)	3.89 (4.52 - 3.41)	3.70 (5.48 - 3.08)
SCOP [2]			**4.2 A+**	**3.8**	**3.7**
Pdesign at -10 °C		kW	10.0	12.5	13.6
Input power heating	Nominal (Min - Max)	kW	2.36 (0.56 - 4.00)	3.21 (0.73 - 4.40)	3.78 (0.62 - 5.20)
Annual energy consumption [3]		kWh/a	3324	4669	5153
Indoor unit			**S-100PT2E5B**	**S-125PT2E5B**	**S-140PT2E5B**
Air flow	Hi / Med / Lo	m³/min	30 / 25 / 23	34 / 28 / 24	35 / 29 / 25
Moisture removal volume		L/h	6.0	7.9	9.0
Sound pressure [4]	Hi / Med / Lo	dB(A)	42 / 37 / 35	46 / 40 / 36	47 / 41 / 37
Sound power	Hi / Med / Lo	dB(A)	60 / 55 / 53	64 / 58 / 54	65 / 59 / 55
Dimension	H x W x D	mm	235 x 1590 x 690	235 x 1590 x 690	235 x 1590 x 690
Net weight		kg	40	40	40
Recommended Fuse	OD/ID	A	TBC / 5	TBC / 5	TBC / 5
Outdoor unit			**U-100PZ2E8**	**U-125PZ2E8**	**U-140PZ2E8**
Power source		V	380 - 400 - 415	380 - 400 - 415	380 - 400 - 415
Current	Cool	A	4.37 - 4.15 - 4.00	5.90 - 5.60 - 5.40	7.40 - 7.05 - 6.80
	Heat	A	3.72 - 3.55 - 3.40	5.00 - 4.75 - 4.60	5.90 - 5.60 - 5.40
Air flow	Cool / Heat	m³/min	76 / 70	86 / 78	89 / 83
Sound pressure	Cool / Heat (Hi)	dB(A)	52 / 52	55 / 55	56 / 56
Sound power	Cool / Heat (Hi)	dB(A)	70 / 70	73 / 73	74 / 74
Dimension	H x W x D	mm	996 x 980 x 370	996 x 980 x 370	996 x 980 x 370
Net weight		kg	90	94	94
Pipe diameter	Liquid pipe	Inch (mm)	3/8 (9.52)	3/8 (9.52)	3/8 (9.52)
	Gas pipe	Inch (mm)	5/8 (15.88)	5/8 (15.88)	5/8 (15.88)
Pipe length range		m	5 ~ 50	5 ~ 50	5 ~ 50
Elevation difference (in/out) [5]		m	30	30	30
Pipe length for additional gas		m	30	30	30
Additional gas amount		g/m	45	45	45
Refrigerant (R32) / CO_2 Eq.		kg / T	2.60 / 1.755	2.98 / 2.0115	2.98 / 2.0115
Operating range	Cool Min ~ Max	°C	-10 ~ +43	-10 ~ +43	-10 ~ +43
	Heat Min ~ Max	°C	-15 ~ +24	-15 ~ +24	-15 ~ +24
Kit RRP		**£**	**2,842**	**3,222**	**3,843**
Indoor unit RRP		£	1,218	1,428	1,552
Outdoor unit RRP		£	1,515	1,685	2,182
Wired control RRP		£	109	109	109

Accessories		RRP £
CZ-RTC6	CONEX wired remote controller (non-wireless)	**129**
CZ-RTC6BL	CONEX wired remote controller with Bluetooth®	**155**
CZ-RTC5B	Wired remote controller with Econavi function and datanavi	**109**
CZ-RWS3 + CZ-RWRT3	Infrared remote controller	**248**
CZ-CAPWFC1	Commercial Wi-Fi Adaptor	**158**

Accessories		RRP £
PAW-WTRAY	Tray for condenser water compatible with outdoor elevation platform	**122**
PAW-GRDBSE20	Outdoor base ground support for noise and vibration absorption	**112**
PAW-GRDSTD40	Outdoor elevation platform 400 x 900 x 400 mm	**112**
CZ-CENSC1	Econavi energy savings sensor	**135**

1) EER and COP calculation is based in accordance to EN14511. 2) Energy Label Scale from A+++ to D. For models below 12 kW, the SEER and SCOP is calculated based on values of EU/626/2011. For models above 12 kW, the Ðsc / Ðsh values is calculated based on EN 14825. 3) The annual energy consumption is calculated in accordance to EU/626/2011. 4) The sound pressure of the units shows the value measured of the position 1 m in front of the main body and 1 m below the unit. The sound pressure is measured in accordance with Eurovent 6/C/006-97 specification. 5) When installing the outdoor unit at a higher position than the indoor unit. * Recommended fuse for the indoor 3 A.

SEER and SCOP: For KIT-60PTY2E5D. INTERNET CONTROL: Optional.

Rating Conditions: Cooling Indoor 27 °C DB / 19 °C WB. Cooling Outdoor 35 °C DB / 24 °C WB. Heating Indoor 20 °C DB. Heating Outdoor 7 °C DB / 6 °C WB. (DB: Dry Bulb; WB: Wet Bulb).
Specifications subject to change without notice. For detailed information about ErP / Energy Labelling, please visit our websites www.aircon.panasonic.eu or www.ptc.panasonic.eu.

PACi Elite ceiling Inverter+ • R32

Ceiling mounted units provide large and wide air distribution which is good for big rooms.
The height and depth of all capacities are the same for unified appearance in mixed installations.

			Single phase						
			3.6 kW	5.0 kW	6.0 kW	7.1 kW	10.0 kW	12.5 kW	14.0 kW
KIT			**KIT-36PT2ZH5**	**KIT-50PT2ZH5**	**KIT-60PT2ZH5**	**KIT-71PT2ZH5**	**KIT-100PT2ZH5**	**KIT-125PT2ZH5**	**KIT-140PT2ZH5**
Remote controller			**CZ-RTC5B**	**CZ-RTC5B**	**CZ-RTC5B**	**CZ-RTC5B**	**CZ-RTC5B**	**CZ-RTC5B**	**CZ-RTC5B**
Cooling capacity	Nominal (Min - Max)	kW	3.6 (1.5 - 4.0)	5.0 (1.5 - 5.6)	6.0 (2.0 - 7.1)	7.1 (2.2 - 9.0)	10.0 (3.1 - 12.5)	12.5 (3.2 - 14.0)	14.0 (3.3 - 16.0)
UK Cooling	(Total - Sensible)	kW	3.7 - 2.7	5.1 - 3.5	6.7 - 4.4	8.1 - 5.2	11.4 - TBC	12.8 - 8.2	14.6 - 9.1
EER [1]		W/W	5.07	4.17	4.08	3.78	4.05	3.45	3.10
SEER / Đsc [2]			**7.2 A++**	**7.0 A++**	**7.2 A++**	**6.7 A++**	**7.0 A++**	**6.6**	**6.2**
Pdesign		kW	3.6	5.0	6.0	7.1	10.0	12.5	14.0
Input power cooling		kW	0.71	1.20	1.47	1.88	2.47	3.62	4.52
Annual energy consumption [3]		kWh/a	175	250	292	371	500	—	—
Heating capacity	Nominal (Min - Max)	kW	4.0 (1.5 - 5.0)	5.6 (1.5 - 6.5)	7.0 (1.8 - 8.0)	8.0 (2.0 - 9.0)	11.2 (3.1 - 14.0)	14.0 (3.2 - 16.0)	16.0 (3.3 - 18.0)
UK Heating		kW	4.1	5.3	6.1	8.1	12.5	14.4	16.2
COP [1]		W/W	5.19	4.34	4.43	4.15	4.31	3.99	3.67
SCOP / Đsc [2]			**4.8 A++**	**4.6 A++**	**4.7 A++**	**4.6 A++**	**4.6 A++**	**4.4**	**4.3**
Pdesign at -10 °C		kW	3.6	4.5	6.0	5.2	8.0	9.5	10.6
Input power heating		kW	0.77	1.29	1.58	1.93	2.60	3.51	4.36
Annual energy consumption [3]		kWh/a	1050	1370	1787	1583	2435	—	—
Indoor unit			**S-36PT2E5B**	**S-50PT2E5B**	**S-60PT2E5B**	**S-71PT2E5B**	**S-100PT2E5B**	**S-125PT2E5B**	**S-140PT2E5B**
Air flow	Hi / Med / Lo	m³/min	14.0/12.0/10.5	15.0/12.5/10.5	20.0/17.0/14.5	21.0/18.0/15.5	30.0/25.0/23.0	34.0/28.0/24.0	35.0/29.0/25.0
Sound pressure [4]	Hi / Med / Lo	dB(A)	36/32/29	37/33/29	38/34/30	39/35/31	42/37/35	46/40/36	47/41/37
Dimension	H x W x D	mm	235 x 960 x 690	235 x 960 x 690	235 x 1275 x 690	235 x 1275 x 690	235 x 1590 x 690	235 x 1590 x 690	235 x 1590 x 690
Net weight		kg	27	27	33	33	40	40	40
Recommended Fuse	OD/ID	A	TBC / 5	TBC / 5	TBC / 5	TBC / 5	TBC / 5	TBC / 5	TBC / 5
Outdoor unit			**U-36PZH2E5**	**U-50PZH2E5**	**U-60PZH2E5**	**U-71PZH2E5**	**U-100PZH2E5**	**U-125PZH2E5**	**U-140PZH2E5**
Power source		V	220 - 230 - 240	220 - 230 - 240	220 - 230 - 240	220 - 230 - 240	220 - 230 - 240	220 - 230 - 240	220 - 230 - 240
Current	Cool	A	3.35 - 3.25 - 3.10	5.60 - 5.35 - 5.10	7.15 - 6.85 - 6.55	8.80 - 8.45 - 8.10	11.40-10.90-10.50	16.80-16.00-15.40	21.00-20.10-19.30
	Heat	A	3.65 - 3.50 - 3.35	6.10 - 5.85 - 5.60	7.75 - 7.40 - 7.10	8.90 - 8.50 - 8.20	12.00-11.50-11.00	16.20-15.50-14.90	20.30-19.40-18.60
Air flow	Cool / Heat	m³/min	40/40	40/45	40/45	61/60	118/108	125/122	129/116
Sound pressure	Cool / Heat (Hi)	dB(A)	43/44	45/48	46/49	48/50	52/52	53/53	54/54
Sound power	Cool / Heat (Hi)	dB(A)	62/64	64/68	65/69	65/67	69/69	70/70	71/71
Dimension	H x W x D	mm	695 x 875 x 320	695 x 875 x 320	695 x 875 x 320	996 x 940 x 340	1416 x 940 x 340	1416 x 940 x 340	1416 x 940 x 340
Net weight		kg	43	43	44	68	99	99	99
Pipe diameter	Liquid pipe	Inch (mm)	1/4 (6.35)	1/4 (6.35)	3/8 (9.52)	3/8 (9.52)	3/8 (9.52)	3/8 (9.52)	3/8 (9.52)
	Gas pipe	Inch (mm)	1/2 (12.70)	1/2 (12.70)	5/8 (15.88)	5/8 (15.88)	5/8 (15.88)	5/8 (15.88)	5/8 (15.88)
Pipe length range		m	3 ~ 40	3 ~ 40	3 ~ 40	5 ~ 50	5 ~ 85	5 ~ 85	5 ~ 85
Elevation difference (in/out) [5]		m	30	30	30	30	30	30	30
Pipe length for additional gas		m	30	30	30	30	30	30	30
Additional gas amount		g/m	20	20	35	45	45	45	45
Refrigerant (R32) / CO_2 Eq.		kg / T	1.15/0.776	1.15/0.776	1.45/0.979	1.95/1.316	3.05/2.059	3.05/2.059	3.05/2.059
Operating range	Cool Min ~ Max	°C	-15 ~ +46	-15 ~ +46	-15 ~ +46	-15 ~ +46	-20 [6] ~ +46	-20 [6] ~ +46	-20 [6] ~ +46
	Heat Min ~ Max	°C	-20 ~ +24	-20 ~ +24	-20 ~ +24	-20 ~ +24	-20 ~ +24	-20 ~ +24	-20 ~ +24
Kit RRP		**£**	**1,868**	**2,116**	**2,473**	**2,670**	**3,453**	**3,840**	**4,349**
Indoor unit RRP		£	748	827	902	965	1,218	1,428	1,552
Outdoor unit RRP		£	1,011	1,180	1,462	1,596	2,126	2,303	2,688
Wired control RRP		£	109	109	109	109	109	109	109

Technical focus

- Wide air distribution for large rooms
- Horizontal air flow reaches maximum 9,5 m
- Fresh air connection available on the unit
- Slim design with 235 m height fits narrow space
- Silent operation
- Datanavi simple support tool app with CZ-RTC5B
- Twin, Triple and Double-twin split options
- Easy connection and control of external fan or ERV using the connector PAW-FDC on the indoor unit PCB. The external device can be controlled by the remote control of the Panasonic indoor unit

Further comfort improvement with airflow distribution

Horizontal air flow reaches maximum 9.5 m. This is ideal for wide rooms.
The wide air discharge opening expands the air flow to the left and the right. The unpleasant feeling caused when the air flow directly hits the human body is prevented by the "Draft prevention position", which changes the swing width, so that the degree of comfort is increased.

CZ-RTC5B

COMPATIBLE WITH ALL PANASONIC CONNECTIVITY SOLUTIONS. FOR DETAILED INFORMATION GO TO THE CONTROL SYSTEMS SECTION

Optional controller. CONEX wired remote controller.
CZ-RTC6 - CZ-RTC6BL


Optional controller. Infrared remote controller.
CZ-RWS3 + CZ-RWRT3

Optional Econavi sensor.
CZ-CENSC1

			Three phase			
			7.1 kW	**10.0 kW**	**12.5 kW**	**14.0 kW**
KIT			**KIT-71PT2ZH8**	**KIT-100PT2ZH8**	**KIT-125PT2ZH8**	**KIT-140PT2ZH8**
Remote controller			**CZ-RTC5B**	**CZ-RTC5B**	**CZ-RTC5B**	**CZ-RTC5B**
Cooling capacity	Nominal (Min - Max)	kW	7.1 (2.2 - 9.0)	10.0 (3.1 - 12.5)	12.5 (3.2 - 14.0)	14.0 (3.3 - 16.0)
UK Cooling	(Total - Sensible)	kW	8.1 - 5.2	11.4 -	12.8 - 8.6	14.6 - 9.1
EER [1]		W/W	3.78	4.05	3.45	3.10
SEER / Ðsc [2]			**6.6 A++**	**6.9 A++**	**6.6**	**6.2**
Pdesign		kW	7.1	10.0	12.5	14.0
Input power cooling		kW	1.88	2.47	3.62	4.52
Annual energy consumption [3]		kWh/a	375	507	—	—
Heating capacity	Nominal (Min - Max)	kW	8.0 (2.0 - 9.0)	11.2 (3.1 - 14.0)	14.0 (3.2 - 16.0)	16.0 (3.3 - 18.0)
UK Heating		kW	8.1	12.5	14.4	16.2
COP [1]		W/W	4.15	4.31	3.99	3.67
SCOP / Ðsc [2]			**4.6 A++**	**4.6 A++**	**4.4**	**4.3**
Pdesign at -10 °C		kW	5.2	8.0	9.5	10.6
Input power heating		kW	1.93	2.60	3.51	4.36
Annual energy consumption [3]		kWh/a	1583	2435	—	—
Indoor unit			**S-71PT2E5B**	**S-100PT2E5B**	**S-125PT2E5B**	**S-140PT2E5B**
Air flow	Hi / Med / Lo	m³/min	21.0 / 18.0 / 15.5	30.0 / 25.0 / 23.0	34.0 / 28.0 / 24.0	35.0 / 29.0 / 25.0
Sound pressure [4]	Hi / Med / Lo	dB(A)	39 / 35 / 31	42 / 37 / 35	46 / 40 / 36	47 / 41 / 37
Dimension	H x W x D	mm	235 x 1275 x 690	235 x 1590 x 690	235 x 1590 x 690	235 x 1590 x 690
Net weight		kg	33	40	40	40
Recommended Fuse	OD/ID	A	TBC / 5	TBC / 5	TBC / 5	TBC / 5
Outdoor unit			**U-71PZH2E8**	**U-100PZH2E8**	**U-125PZH2E8**	**U-140PZH2E8**
Power source		V	380 - 400 - 415	380 - 400 - 415	380 - 400 - 415	380 - 400 - 415
Current	Cool	A	2.95 - 2.85 - 2.75	3.85 - 3.65 - 3.55	5.65 - 5.40 - 5.20	7.10 - 6.75 - 6.50
	Heat	A	3.00 - 2.90 - 2.80	4.05 - 3.85 - 3.75	5.50 - 5.20 - 5.05	6.85 - 6.50 - 6.30
Air flow	Cool / Heat	m³/min	61 / 60	118 / 108	125 / 112	129 / 116
Sound pressure	Cool / Heat (Hi)	dB(A)	48 / 50	52 / 52	53 / 53	54 / 54
Sound power	Cool / Heat (Hi)	dB(A)	65 / 67	69 / 69	70 / 70	71 / 71
Dimension	H x W x D	mm	996 x 940 x 340	1416 x 940 x 340	1416 x 940 x 340	1416 x 940 x 340
Net weight		kg	68	99	99	99
Pipe diameter	Liquid pipe	Inch (mm)	3/8 (9.52)	3/8 (9.52)	3/8 (9.52)	3/8 (9.52)
	Gas pipe	Inch (mm)	5/8 (15.88)	5/8 (15.88)	5/8 (15.88)	5/8 (15.88)
Pipe length range		m	5 ~ 50	5 ~ 85	5 ~ 85	5 ~ 85
Elevation difference (in/out) [5]		m	30	30	30	30
Pipe length for additional gas		m	30	30	30	30
Additional gas amount		g/m	45	45	45	45
Refrigerant (R32) / CO_2 Eq.		kg / T	1.95 / 1.316	3.05 / 2.059	3.05 / 2.059	3.05 / 2.059
Operating range	Cool Min ~ Max	°C	-15 ~ +46	-20 [6] ~ +46	-20 [6] ~ +46	-20 [6] ~ +46
	Heat Min ~ Max	°C	-20 ~ +24	-20 ~ +24	-20 ~ +24	-20 ~ +24
Kit RRP		**£**	**2,719**	**3,486**	**3,944**	**4,637**
Indoor unit RRP		£	965	1,218	1,428	1,552
Outdoor unit RRP		£	1,645	2,159	2,407	2,976
Wired control RRP		£	109	109	109	109

Accessories		**RRP £**
CZ-RTC6	CONEX wired remote controller (non-wireless)	**129**
CZ-RTC6BL	CONEX wired remote controller with Bluetooth®	**155**
CZ-RTC5B	Wired remote controller with Econavi function and datanavi	**109**
CZ-RWS3 + CZ-RWRT3	Infrared remote controller	**248**
CZ-CAPWFC1	Commercial Wi-Fi Adaptor	**158**

Accessories		**RRP £**
PAW-WTRAY	Tray for condenser water compatible with outdoor elevation platform	**122**
PAW-GRDBSE20	Outdoor base ground support for noise and vibration absorption	**112**
PAW-GRDSTD40	Outdoor elevation platform 400 x 900 x 400 mm	**112**
CZ-CENSC1	Econavi energy savings sensor	**135**

1) EER and COP calculation is based in accordance to EN14511. 2) Energy Label Scale from A+++ to D. For models below 12 kW, the SEER and SCOP is calculated based on values of EU/626/2011. For models above 12 kW, the Ðsc / Ðsh values is calculated based on EN 14825. 3) The annual energy consumption is calculated in accordance to EU/626/2011. 4) The sound pressure of the units shows the value measured of the position 1 m in front of the main body and 1 m below the unit. The sound pressure is measured in accordance with Eurovent 6/C/006-97 specification. 5) When installing the outdoor unit at a higher position than the indoor unit. 6) For models 100 ~ 140PZH2E5(8), it is possible to operate the lowest -20 °C in the computer rooms with the piping length of 30 m or less. * Recommended fuse for the indoor 3 A.

SEER and SCOP: For KIT-36PT2ZH5. INTERNET CONTROL: Optional.

Rating Conditions: Cooling Indoor 27 °C DB / 19 °C WB. Cooling Outdoor 35 °C DB / 24 °C WB. Heating Indoor 20 °C DB. Heating Outdoor 7 °C DB / 6 °C WB. (DB: Dry Bulb; WB: Wet Bulb).
Specifications subject to change without notice. For detailed information about ErP / Energy Labelling, please visit our websites www.aircon.panasonic.eu or www.ptc.panasonic.eu.

nanoe™ X as a standard.

NEW PACi Standard adaptive ducted unit Inverter+ • R32

New design duct range PF3.
2 installation possibilities (horizontal / vertical) with high ESP 150Pa allows flexible installation.

			Single phase				
			6.0 kW	**7.1 kW**	**10.0 kW**	**12.5 kW**	**14.0 kW**
Kit			**KIT-60PF3Z25**	**KIT-71PF3Z25**	**KIT-100PF3Z25**	**KIT-125PF3Z25**	**KIT-140PF3Z25**
Remote controller			**CZ-RTC5B**	**CZ-RTC5B**	**CZ-RTC5B**	**CZ-RTC5B**	**CZ-RTC5B**
Cooling capacity	Nominal (Min - Max)	kW	5.7 (2.0 - 6.3)	6.8 (2.2 - 7.8)	9.5 (3.1 - 11.4)	12.1 (3.2 - 13.5)	13.4 (3.3 - 15.0)
UK Cooling	(Total - Sensible)	kW	4.8 - 3.1	5.6 - 3.7	6.5 - 4.2	TBC	TBC
EER [1]	Nominal (Min - Max)	W/W	3.63 (4.76 - 2.50)	3.15 (4.76 - 2.70)	3.57 (6.00 - 2.36)	3.40 (5.93 - 2.76)	3.16 (5.08 - 2.56)
SEER / Đsc [2]			**7.1 A++**	**6.7 A++**	**6.6 A++**	**257.5**	**252.6**
Pdesign		kW	5.7	6.8	9.5	12.1	13.4
Input power cooling	Nominal (Min - Max)	kW	1.57 (0.42 - 2.52)	2.16 (0.42 - 2.85)	2.66 (0.50 - 4.84)	3.56 (0.54 - 4.90)	4.24 (0.65 - 5.86)
Annual energy consumption [3]		kWh/a	281	354	502	—	—
Heating capacity	Nominal (Min - Max)	kW	5.7 (1.8 - 7.0)	6.8 (1.8 - 8.1)	9.5 (3.0 - 13.5)	12.1 (3.3 - 15.0)	13.4 (3.4 - 16.0)
UK Heating		kW	5.2	6.2	6.9	TBC	TBC
COP [1]	Nominal (Min - Max)	W/W	4.22 (4.86 - 2.83)	3.93 (4.86 - 3.82)	4.09 (6.00 - 3.00)	3.56 (6.11 - 3.16)	3.76 (5.23 - 3.03)
SCOP / Đsc [2]			**4.7 A++**	**4.2 A+**	**3.9 A**	**144.2**	**140.8**
Pdesign at -10 °C		kW	4.4	4.7	7.8	9.3	9.5
Input power heating	Nominal (Min - Max)	kW	1.35 (0.37 - 2.47)	1.73 (0.37 - 2.12)	2.32 (0.50 - 4.50)	3.40 (0.54 - 4.74)	3.56 (0.65 - 5.28)
Annual energy consumption [3]		kWh/a	1289	1565	2795	—	—
Indoor unit			**S-6071PF3E**	**S-6071PF3E**	**S-1014PF3E**	**S-1014PF3E**	**S-1014PF3E**
External static pressure [4]	Nominal (Min - Max)	Pa	30 (10 - 150)	30 (10 - 150)	40 (10 - 150)	50 (10 - 150)	50 (10 - 150)
Air flow	Hi / Med / Lo	m³/min	21.0 / 19.0 / 15.0	21.0 / 19.0 / 15.0	32.0 / 26.0 / 21.0	34.0 / 29.0 / 23.0	36.0 / 32.0 / 25.0
Moisture removal volume		L/h	1.7	2.7	3.2	4.1	4.9
Sound pressure [5]	Hi / Med / Lo	dB(A)	30 / 26 / 23	30 / 26 / 23	33 / 29 / 25	35 / 31 / 27	39 / 35 / 29
Sound power	Hi / Med / Lo	dB(A)	53 / 49 / 46	53 / 49 / 46	56 / 52 / 48	58 / 54 / 50	62 / 58 / 52
Dimension	H x W x D	mm	250 x 1000 x 730	250 x 1000 x 730	250 x 1400 x 730	250 x 1400 x 730	250 x 1400 x 730
Net weight		kg	30	30	39	39	39
nanoe X Generator			Mark 2	Mark 2	Mark 2	Mark 2	Mark 2
Recommended Fuse		A	TBC	TBC	TBC	TBC	TBC
Outdoor unit			**U-60PZ2E5**	**U-71PZ2E5**	**U-100PZ2E5**	**U-125PZ2E5**	**U-140PZ2E5**
Power source		V	220 - 230 - 240	220 - 230 - 240	220 - 230 - 240	220 - 230 - 240	220 - 230 - 240
Current	Cool	A	7.30 - 7.00 - 6.70	9.70 - 9.30 - 8.90	12.80 - 12.20 - 11.70	17.60 - 16.90 - 16.20	22.10 - 21.20 - 20.30
	Heat	A	6.05 - 5.80 - 5.55	7.85 - 7.50 - 7.20	10.90 - 10.40 - 10.00	15.00 - 14.30 - 13.70	17.70 - 16.90 - 16.20
Air flow	Cool / Heat	m³/min	40 / 45	50 / 45	76 / 70	86 / 78	89 / 83
Sound pressure	Cool / Heat (Hi)	dB(A)	46 / 48	49 / 49	52 / 52	55 / 55	56 / 56
Sound power	Cool / Heat (Hi)	dB(A)	65 / 68	69 / 69	70 / 70	73 / 73	74 / 74
Dimension	H x W x D	mm	695 x 875 x 320	695 x 875 x 320	996 x 980 x 370	996 x 980 x 370	996 x 980 x 370
Net weight		kg	44	44	90	94	94
Pipe diameter	Liquid pipe	Inch (mm)	3/8 (9.52)	3/8 (9.52)	3/8 (9.52)	3/8 (9.52)	3/8 (9.52)
	Gas pipe	Inch (mm)	5/8 (15.88)	5/8 (15.88)	5/8 (15.88)	5/8 (15.88)	5/8 (15.88)
Pipe length range		m	3 ~ 40	3 ~ 40	5 ~ 50	5 ~ 50	5 ~ 50
Elevation difference (in/out) [6]		m	30	30	30	30	30
Pipe length for additional gas		m	30	30	30	30	30
Additional gas amount		g/m	35	35	45	45	45
Refrigerant (R32) / CO_2 Eq.		kg / T	1.45 / 0.979	1.45 / 0.979	2.60 / 1.755	2.98 / 2.0115	2.98 / 2.0115
Operating range	Cool Min ~ Max	°C	-10 ~ +43	-10 ~ +43	-10 ~ +43	-10 ~ +43	-10 ~ +43
	Heat Min ~ Max	°C	-15 ~ +24	-15 ~ +24	-15 ~ +24	-15 ~ +24	-15 ~ +24
Kit RRP		**£**	**1960**	**2023**	**2655**	**2829**	**3385**
Indoor unit RRP		£	957	957	1,228	1,228	1,228
Outdoor unit RRP		£	1,003	1,066	1,427	1,601	2,157
Wired control RRP		£	109	109	109	109	109

Technical focus

- 2 installation possibilities (horizontal / vertical)
- Maximum external static pressure: 150 Pa
- Selectable inlet air position (rear / bottom entry)
- Improved drain pan suitable for both horizontal / vertical installation
- Drain pump included
- nanoe™ X (Generator Mark 2= 9,6 trillion hydroxyl radicals / sec) as standard for the long duct piping case*
- Wired remote control CZ-RTC6BL allows easy system setting via Bluetooth®

* The performance of nanoe™ X air can be expected even by 10 m long duct by Panasonic internal survey.

2 installation possibilities (horizontal / vertical)

Vertical installation is newly available.
ESP 150Pa, sufficient for remotely installing units away from the rooms.

Improved drain pan design

Drain pan is shared in both cases horizontal and vertical installation.
No need to alternate anymore.



CZ-RTC5B

COMPATIBLE WITH ALL PANASONIC CONNECTIVITY SOLUTIONS. FOR DETAILED INFORMATION GO TO THE CONTROL SYSTEMS SECTION

CONEX

Optional controller. CONEX wired remote controller.
CZ-RTC6 - CZ-RTC6BL - CZ-RTC6BLW

Optional controller. Infrared remote controller.
CZ-RWS3 + CZ-RWRC3

Optional Econavi sensor.
CZ-CENSC1

			Three phase		
			10.0 kW	**12.5 kW**	**14.0 kW**
Kit			**KIT-100PF3Z28**	**KIT-125PF3Z28**	**KIT-140PF3Z28**
Remote controller			**CZ-RTC5B**	**CZ-RTC5B**	**CZ-RTC5B**
Cooling capacity	Nominal (Min - Max)	kW	9.5 (3.0 11.4)	12.1 (3.2 - 13.5)	13.4 (3.3 15.0)
UK Cooling	(Total - Sensible)	kW	10.6 - 7.3	12.6 - 8.2	13.9 - 9.0
EER [1]	Nominal (Min - Max)	W/W	3.57 (6.00 - 2.36)	3.40 (5.93 - 2.76)	3.16 (5.08 - 2.56)
SEER / Ðsc [2]			**6.5 A++**	**256.5**	**251.7**
Pdesign		kW	9.5	12.1	13.4
Input power cooling	Nominal (Min - Max)	kW	2.66 (0.50 - 4.84)	3.56 (0.54 - 4.90)	4.24 (0.65 - 5.86)
Annual energy consumption [3]		kWh/a	508	—	—
Heating capacity	Nominal (Min - Max)	kW	9.5 (3.0 - 13.5)	12.1 (3.3 - 15.0)	13.4 (3.4 - 16.0)
UK Heating		kW	TBC	TBC	TBC
COP [1]	Nominal (Min - Max)	W/W	4.09 (6.00 - 3.00)	3.56 (6.11 - 3.16)	3.76 (5.23 - 3.03)
SCOP / Ðsc [2]			**3.9 A**	**144.1**	**140.8**
Pdesign at -10 °C		kW	7.8	9.3	9.5
Input power heating	Nominal (Min - Max)	kW	2.32 (0.50 - 4.50)	3.40 (0.54 - 4.74)	3.56 (0.65 - 5.28)
Annual energy consumption [3]		kWh/a	2795	—	—
Indoor unit			**S-1014PF3E**	**S-1014PF3E**	**S-1014PF3E**
External static pressure [4]	Nominal (Min - Max)	Pa	40 (10 - 150)	50 (10 - 150)	50 (10 - 150)
Air flow	Hi / Med / Lo	m³/min	32.0 / 26.0 / 21.0	34.0 / 29.0 / 23.0	36.0 / 32.0 / 25.0
Moisture removal volume		L/h	3.2	4.1	4.9
Sound pressure [5]	Hi / Med / Lo	dB(A)	33 / 29 / 25	35 / 31 / 27	39 / 35 / 29
Sound power	Hi / Med / Lo	dB(A)	56 / 52 / 48	58 / 54 / 50	62 / 58 / 52
Dimension	H x W x D	mm	250 x 1400 x 730	250 x 1400 x 730	250 x 1400 x 730
Net weight		kg	39	39	39
nanoe X Generator			Mark 2	Mark 2	Mark 2
Recommended Fuse		A	TBC	TBC	TBC
Outdoor unit			**U-100PZ2E8**	**U-125PZ2E8**	**U-140PZ2E8**
Power source		V	380 - 400 - 415	380 - 400 - 415	380 - 400 - 415
Current	Cool	A	4.37 - 4.15 - 4.00	5.90 - 5.60 - 5.40	7.40 - 7.05 - 6.80
	Heat	A	3.72 - 3.55 - 3.40	5.00 - 4.75 - 4.60	5.90 - 5.60 - 5.40
Air flow	Cool / Heat	m³/min	76 / 70	86 / 78	89 / 83
Sound pressure	Cool / Heat (Hi)	dB(A)	52 / 52	55 / 55	56 / 56
Sound power	Cool / Heat (Hi)	dB(A)	70 / 70	73 / 73	74 / 74
Dimension	H x W x D	mm	996 x 980 x 370	996 x 980 x 370	996 x 980 x 370
Net weight		kg	90	94	94
Pipe diameter	Liquid pipe	Inch (mm)	3/8 (9.52)	3/8 (9.52)	3/8 (9.52)
	Gas pipe	Inch (mm)	5/8 (15.88)	5/8 (15.88)	5/8 (15.88)
Pipe length range		m	5 ~ 50	5 ~ 50	5 ~ 50
Elevation difference (in/out) [6]		m	30	30	30
Pipe length for additional gas		m	30	30	30
Additional gas amount		g/m	45	45	45
Refrigerant (R32) / CO_2 Eq.		kg / T	2.60 / 1.755	2.98 / 2.0115	2.98 / 2.0115
Operating range	Cool Min ~ Max	°C	-10 ~ +43	-10 ~ +43	-10 ~ +43
	Heat Min ~ Max	°C	-15 ~ +24	-15 ~ +24	-15 ~ +24
Kit RRP		**£**	**2743**	**2913**	**3410**
Indoor unit RRP		£	1,228	1,228	1,228
Outdoor unit RRP		£	1,515	1,685	2,182
Wired control RRP		£	109	109	109

Accessories		RRP £
CZ-RTC6	CONEX wired remote controller (non-wireless)	**129**
CZ-RTC6BL	CONEX wired remote controller with Bluetooth®	**155**
CZ-RTC6BLW	CONEX wired remote controller with Wi-Fi and Bluetooth®	**219**
CZ-RTC5B	Wired remote controller with Econavi function and datanavi	**109**
CZ-RWS3 + CZ-RWRC3	Infrared remote controller	**248**
CZ-CAPWFC1	Commercial Wi-Fi Adaptor	**158**

Accessories		RRP £
PAW-WTRAY	Tray for condenser water compatible with outdoor elevation platform	**122**
PAW-GRDBSE20	Outdoor base ground support for noise and vibration absorption	**112**
PAW-GRDSTD40	Outdoor elevation platform 400 x 900 x 400 mm	**112**
CZ-CENSC1	Econavi energy savings sensor	**135**
CZ-56DAF2	Air outlet plenum for S-3650PF3E	**156**
CZ-90DAF2	Air outlet plenum for S-6071PF3E	**191**
CZ-160DAF2	Air outlet plenum for S-1014PF3E	**219**

1) EER and COP calculation is based in accordance to EN14511. 2) Energy Label Scale from A+++ to D. For models below 12 kW, the SEER and SCOP is calculated based on values of EU/626/2011. For models above 12 kW, the Ðsc / Ðsh values is calculated based on EN 14825. 3) The annual energy consumption is calculated in accordance to EU/626/2011. 4) Medium external static pressure setting from factory. 5) The sound pressure of the units shows the value measured of the position 1,5 m below the unit. The sound pressure is measured in accordance with Eurovent 6/C/006-97 specification. 6) When installing the outdoor unit at a higher position than the indoor unit. 9) Outdoor unit located lower / outdoor unit located higher. * Recommended fuse for the indoor 3 A. ** Above values are in the case of standard installation(horizontal installation in the celling, rear side air intake) and nanoe™ X OFF.

R32 | A++ 7,1 SEER | A++ 4,7 SCOP | INVERTER+ | -10°C COOLING MODE | -15°C HEATING MODE | nanoeX | 23dB(A) | DC FAN | FILTER INCLUDED | R22/R410A RENEWAL | OPTIONAL WLAN | BMS CONNECTIVITY

SEER: For S-6071PF3E + U-60PZ2E5. SCOP: For S-6071PF3E + U-60PZ3E5. SUPER QUIET: For S-6071PF3E + U-60PZ2E5 and S-6071PF3E + U-71PZ2E5. INTERNET CONTROL: Optional.
Rating Conditions: Cooling Indoor 27 °C DB / 19 °C WB. Cooling Outdoor 35 °C DB / 24 °C WB. Heating Indoor 20 °C DB. Heating Outdoor 7 °C DB / 6 °C WB. (DB: Dry Bulb; WB: Wet Bulb).
Specifications subject to change without notice. For detailed information about ErP / Energy Labelling, please visit our websites www.aircon.panasonic.eu or www.ptc.panasonic.eu.

nanoe™ X as a standard.

NEW PACi Elite adaptive ducted unit Inverter+ • R32

New design duct range PF3.
2 installation possibilities (horizontal / vertical) with high ESP 150Pa allows flexible installation.

			Single phase						
			3.6 kW	5.0 kW	6.0 kW	7.1 kW	10.0 kW	12.5 kW	14.0 kW
Kit			**KIT-36PF3ZH25**	**KIT-50PF3ZH25**	**KIT-60PF3ZH25**	**KIT-71PF3ZH25**	**KIT-100PF3ZH25**	**KIT-125PF3ZH25**	**KIT-140PF3ZH25**
Remote controller			**CZ-RTC5B**	**CZ-RTC5B**	**CZ-RTC5B**	**CZ-RTC5B**	**CZ-RTC5B**	**CZ-RTC5B**	**CZ-RTC5B**
Cooling capacity	Nominal (Min - Max)	kW	3.4 (1.5 - 4.0)	5.0 (1.5 - 5.6)	5.7 (2.0 - 6.3)	6.8 (2.2 - 7.8)	9.5 (3.1 - 11.4)	12.1 (3.2 - 13.6)	13.4 (3.3 - 15.3)
UK Cooling	(Total - Sensible)	kW	3.7 - 2.8	5.1 - 3.6	6.0 - 4.1	7.1 - 4.7	10.4 - 7.2	12.4 - 8.1	13.9 - 9.0
EER [1]	Nominal (Min - Max)	W/W	4.36 (5.36 - 2.25)	3.55 (4.84 - 2.80)	3.83 (5.13 - 2.68)	3.74 (5.64 - 2.41)	4.17 (5.08 - 2.82)	3.58 (5.00 - 3.00)	3.38 (4.18 - 2.59)
SEER / Đsc [2]			**6.3 A++**	**6.3 A++**	**7.4 A++**	**7.1 A++**	**7.4 A++**	**281.7**	**275.9**
Pdesign		kW	3.4	5.0	5.7	6.8	9.5	12.1	13.4
Input power cooling	Nominal (Min - Max)	kW	0.78 (0.28 - 1.78)	1.41 (0.31 - 2.00)	1.49 (0.39 - 2.35)	1.82 (0.39 - 2.24)	2.28 (0.61 - 4.04)	3.38 (0.64 - 4.54)	3.96 (0.79 - 5.90)
Annual energy consumption [3]		kWh/a	188	278	269	332	447	—	—
Heating capacity	Nominal (Min - Max)	kW	4.0 (1.5 - 5.0)	5.5 (1.5 - 6.5)	7.0 (1.8 - 8.0)	7.5 (2.0 - 9.0)	10.8 (3.1 - 13.5)	13.5 (3.2 - 15.4)	15.5 (3.3 - 17.4)
UK Heating		kW	TBC	TBC	TBC	TBC	TBC	TBC	TBC
COP [1]	Nominal (Min - Max)	W/W	4.35 (6.52 - 2.84)	3.79 (5.77 - 2.97)	4.04 (5.29 - 2.63)	4.03 (5.41 - 3.16)	3.97 (5.25 - 3.07)	3.46 (5.16 - 3.06)	3.44 (4.29 - 3.14)
SCOP / Đsc [2]			**4.4 A+**	**4.3 A+**	**4.8 A++**	**4.7 A++**	**4.5 A+**	**170.0**	**171.0**
Pdesign at -10 °C		kW	2.4	3.8	4.4	4.7	7.8	9.3	9.5
Input power heating	Nominal (Min - Max)	kW	0.92 (0.23 - 1.76)	1.45 (0.26 - 2.19)	1.72 (0.34 - 3.04)	1.86 (0.37 - 2.85)	2.72 (0.59 - 4.40)	3.90 (0.62 - 5.04)	4.51 (0.77 - 5.55)
Annual energy consumption [3]		kWh/a	762	1231	1259	1393	2424	—	—
Indoor unit			**S-3650PF3E**	**S-3650PF3E**	**S-6071PF3E**	**S-6071PF3E**	**S-1014PF3E**	**S-1014PF3E**	**S-1014PF3E**
External static pressure [4]	Nominal (Min - Max)	Pa	30 (10 - 150)	30 (10 - 150)	30 (10 - 150)	30 (10 - 150)	40 (10 - 150)	50 (10 - 150)	50 (10 - 150)
Air flow	Hi / Med / Lo	m³/min	14.0 / 13.0 / 10.0	16.0 / 15.0 / 12.0	21.0 / 19.0 / 15.0	21.0 / 19.0 / 15.0	32.0 / 26.0 / 21.0	34.0 / 29.0 / 23.0	36.0 / 32.0 / 25.0
Moisture removal volume		L/h	0.9	1.9	1.7	2.7	3.2	4.1	4.9
Sound pressure [5]	Hi / Med / Lo	dB(A)	30 / 27 / 22	34 / 30 / 25	30 / 26 / 23	30 / 26 / 23	33 / 29 / 25	35 / 31 / 27	39 / 35 / 29
Sound power	Hi / Med / Lo	dB(A)	53 / 50 / 45	57 / 53 / 48	53 / 49 / 46	53 / 49 / 46	56 / 52 / 48	58 / 54 / 50	62 / 58 / 52
Dimension	H x W x D	mm	250 x 800 x 730	250 x 800 x 730	250 x 1000 x 730	250 x 1000 x 730	250 x 1400 x 730	250 x 1400 x 730	250 x 1400 x 730
Net weight		kg	25	25	30	30	39	39	39
nanoe X Generator			Mark 2	Mark 2	Mark 2	Mark 2	Mark 2	Mark 2	Mark 2
Recommended Fuse	OD/ID	A	TBC / 5	TBC / 5	TBC / 5	TBC / 5	TBC / 5	TBC / 5	TBC / 5
Outdoor unit			**U-36PZH2E5**	**U-50PZH2E5**	**U-60PZH2E5**	**U-71PZH2E5**	**U-100PZH2E5**	**U-125PZH2E5**	**U-140PZH2E5**
Power source		V	220 - 230 - 240	220 - 230 - 240	220 - 230 - 240	220 - 230 - 240	220 - 230 - 240	220 - 230 - 240	220 - 230 - 240
Current	Cool	A	3.35 - 3.25 - 3.10	5.60 - 5.35 - 5.10	7.15 - 6.85 - 6.55	8.80 - 8.45 - 8.10	11.40 - 10.90 - 10.50	16.80 - 16.00 - 15.40	21.00 - 20.10 - 19.30
	Heat	A	3.65 - 3.50 - 3.35	6.10 - 5.85 - 5.60	7.75 - 7.40 - 7.10	8.90 - 8.50 - 8.20	12.00 - 11.50 - 11.00	16.20 - 15.50 - 14.90	20.30 - 19.40 - 18.60
Air flow	Cool / Heat	m³/min	40 / 40	40 / 45	40 / 45	61 / 60	118 / 108	125 / 122	129 / 116
Sound pressure	Cool / Heat (Hi)	dB(A)	43 / 44	45 / 48	46 / 49	48 / 50	52 / 52	53 / 53	54 / 54
Sound power	Cool / Heat (Hi)	dB(A)	62 / 64	64 / 68	65 / 69	65 / 67	69 / 69	70 / 70	71 / 71
Dimension	H x W x D	mm	695 x 875 x 320	695 x 875 x 320	695 x 875 x 320	996 x 940 x 340	1416 x 940 x 340	1416 x 940 x 340	1416 x 940 x 340
Net weight		kg	43	43	44	68	99	99	99
Pipe diameter	Liquid pipe	Inch (mm)	1/4 (6.35)	1/4 (6.35)	3/8 (9.52)	3/8 (9.52)	3/8 (9.52)	3/8 (9.52)	3/8 (9.52)
	Gas pipe	Inch (mm)	1/2 (12.70)	1/2 (12.70)	5/8 (15.88)	5/8 (15.88)	5/8 (15.88)	5/8 (15.88)	5/8 (15.88)
Pipe length range		m	3 ~ 40	3 ~ 40	3 ~ 40	5 ~ 50	5 ~ 85	5 ~ 85	5 ~ 85
Elevation difference (in/out) [8]		m	30	30	30	30	30	30	30
Pipe length for additional gas		m	30	30	30	30	30	30	30
Additional gas amount		g/m	20	20	35	45	45	45	45
Refrigerant (R32) / CO_2 Eq.		kg / T	1.15 / 0.776	1.15 / 0.776	1.45 / 0.979	1.95 / 1.316	3.05 / 2.059	3.05 / 2.059	3.05 / 2.059
Operating range	Cool Min ~ Max	°C	-15 ~ +46	-15 ~ +46	-15 ~ +46	-15 ~ +46	-20 [7] ~ +46	-20 [7] ~ +46	-20 [7] ~ +46
	Heat Min ~ Max	°C	-20 ~ +24	-20 ~ +24	-20 ~ +24	-20 ~ +24	-20 ~ +24	-20 ~ +24	-20 ~ +24
Kit RRP		**£**	**1891**	**2060**	**2528**	**2662**	**3463**	**3640**	**4025**
Indoor unit RRP		£	771	771	957	957	1,228	1,228	1,228
Outdoor unit RRP		£	1,011	1,180	1,462	1,596	2,126	2,303	2,688
Wired control RRP		£	109	109	109	109	109	109	109

Technical focus

- 2 installation possibilities (horizontal / vertical)
- Maximum external static pressure: 150 Pa
- Selectable inlet air position (rear / bottom entry)
- Improved drain pan suitable for both horizontal / vertical installation
- Drain pump included
- nanoe™ X (Generator Mark 2= 9,6 trillion hydroxyl radicals / sec) as standard for the long duct piping case*
- Wired remote control CZ-RTC6BL allows easy system setting via Bluetooth®

* The performance of nanoe™ X air can be expected even by 10 m long duct by Panasonic internal survey.

2 installation possibilities (horizontal / vertical)

Vertical installation is newly available.
ESP 150Pa, sufficient for remotely installing units away from the rooms.

Improved drain pan design

Drain pan is shared in both cases horizontal and vertical installation.
No need to alternate anymore.



CZ-RTC5B

COMPATIBLE WITH ALL PANASONIC CONNECTIVITY SOLUTIONS. FOR DETAILED INFORMATION GO TO THE CONTROL SYSTEMS SECTION

CONEX

Optional controller. CONEX wired remote controller.
CZ-RTC6 - CZ-RTC6BL - CZ-RTC6BLW

Optional controller. Infrared remote controller.
CZ-RWS3 + CZ-RWRC3

Optional Econavi sensor.
CZ-CENSC1

			Three phase			
			7.1 kW	**10.0 kW**	**12.5 kW**	**14.0 kW**
Kit			**KIT-71PF3ZH28**	**KIT-100PF3ZH28**	**KIT-125PF3ZH28**	**KIT-140PF3ZH28**
Remote controller			**CZ-RTC5B**	**CZ-RTC5B**	**CZ-RTC5B**	**CZ-RTC5B**
Cooling capacity	Nominal (Min - Max)	kW	6.8 (2.2 - 7.8)	9.5 (3.1 - 11.4)	12.1 (3.2 - 13.6)	13.4 (3.3 - 15.3)
UK Cooling	(Total - Sensible)	kW	7.1 - 4.7	10.4 - 7.2	12.4 - 8.1	13.9 - 9.0
EER [1]	Nominal (Min - Max)	W/W	3.74 (5.64 - 2.41)	4.17 (5.08 - 2.82)	3.58 (5.00 - 3.00)	3.38 (4.18 - 2.59)
SEER / Ðsc [2]			**7.0 A++**	**7.3 A++**	**281.7**	**275.9**
Pdesign		kW	6.8	9.5	12.1	13.4
Input power cooling	Nominal (Min - Max)	kW	1.82 (0.39 - 3.24)	2.28 (0.61 - 4.04)	3.38 (0.64 - 4.54)	3.96 (0.79 - 5.90)
Annual energy consumption [3]		kWh/a	338	451	—	—
Heating capacity	Nominal (Min - Max)	kW	7.5 (2.0 - 9.0)	10.8 (3.1 - 13.5)	13.5 (3.2 - 15.4)	15.5 (3.3 - 17.4)
UK Heating		kW	TBC	TBC	TBC	TBC
COP [1]	Nominal (Min - Max)	W/W	4.03 (5.41 - 3.16)	3.97 (5.25 - 3.07)	3.46 (5.16 - 3.06)	3.44 (4.29 - 3.14)
SCOP / Ðsc [2]			**4.7 A++**	**4.5 A+**	**170.0**	**171.0**
Pdesign at -10 °C		kW	4.7	7.8	9.3	9.5
Input power heating	Nominal (Min - Max)	kW	1.86 (0.37 - 2.85)	2.72 (0.59 - 4.40)	3.90 (0.62 - 5.04)	4.51 (0.77 - 5.55)
Annual energy consumption [3]		kWh/a	1394	2424	—	—
Indoor unit			**S-6071PF3E**	**S-1014PF3E**	**S-1014PF3E**	**S-1014PF3E**
External static pressure [4]	Nominal (Min - Max)	Pa	30 (10 - 150)	40 (10 - 150)	50 (10 - 150)	50 (10 - 150)
Air flow	Hi / Med / Lo	m³/min	21.0 / 19.0 / 15.0	32.0 / 26.0 / 21.0	34.0 / 29.0 / 23.0	36.0 / 32.0 / 25.0
Moisture removal volume		L/h	2.7	3.2	4.1	4.9
Sound pressure [5]	Hi / Med / Lo	dB(A)	30 / 26 / 23	33 / 29 / 25	35 / 31 / 27	39 / 35 / 29
Sound power	Hi / Med / Lo	dB(A)	53 / 49 / 46	56 / 52 / 48	58 / 54 / 50	62 / 58 / 52
Dimension	H x W x D	mm	250 x 1000 x 730	250 x 1400 x 730	250 x 1400 x 730	250 x 1400 x 730
Net weight		kg	30	39	39	39
nanoe X Generator			Mark 2	Mark 2	Mark 2	Mark 2
Recommended Fuse	OD/ID	A	TBC / 5	TBC / 5	TBC / 5	TBC / 5
Outdoor unit			**U-71PZH2E8**	**U-100PZH2E8**	**U-125PZH2E8**	**U-140PZH2E8**
Power source		V	380 - 400 - 415	380 - 400 - 415	380 - 400 - 415	380 - 400 - 415
Current	Cool	A	2.95 - 2.85 - 2.75	3.85 - 3.65 - 3.55	5.65 - 5.40 - 5.20	7.10 - 6.75 - 6.50
	Heat	A	3.00 - 2.90 - 2.80	4.05 - 3.85 - 3.75	5.50 - 5.20 - 5.05	6.85 - 6.50 - 6.30
Air flow	Cool / Heat	m³/min	61 / 60	118 / 108	125 / 112	129 / 116
Sound pressure	Cool / Heat (Hi)	dB(A)	48 / 50	52 / 52	53 / 53	54 / 54
Sound power	Cool / Heat (Hi)	dB(A)	65 / 67	69 / 69	70 / 70	71 / 71
Dimension	H x W x D	mm	996 x 940 x 340	1416 x 940 x 340	1416 x 940 x 340	1416 x 940 x 340
Net weight		kg	68	99	99	99
Pipe diameter	Liquid pipe	Inch (mm)	3/8 (9.52)	3/8 (9.52)	3/8 (9.52)	3/8 (9.52)
	Gas pipe	Inch (mm)	5/8 (15.88)	5/8 (15.88)	5/8 (15.88)	5/8 (15.88)
Pipe length range		m	5 ~ 50	5 ~ 85	5 ~ 85	5 ~ 85
Elevation difference (in/out) [6]		m	30	30	30	30
Pipe length for additional gas		m	30	30	30	30
Additional gas amount		g/m	45	45	45	45
Refrigerant (R32) / CO_2 Eq.		kg / T	1.95 / 1.316	3.05 / 2.059	3.05 / 2.059	3.05 / 2.059
Operating range	Cool Min ~ Max	°C	-15 ~ +46	-20 [7] ~ +46	-20 [7] ~ +46	-20 [6] ~ +46
	Heat Min ~ Max	°C	-20 ~ +24	-20 ~ +24	-20 ~ +24	-20 ~ +24
Kit RRP		**£**	**2711**	**3496**	**3744**	**4313**
Indoor unit RRP		£	957	1,228	1,228	1,228
Outdoor unit RRP		£	1,645	2,159	2,407	2,976
Wired control RRP		£	109	109	109	109

Accessories		RRP £
CZ-RTC6	CONEX wired remote controller (non-wireless)	**129**
CZ-RTC6BL	CONEX wired remote controller with Bluetooth®	**155**
CZ-RTC6BLW	CONEX wired remote controller with Wi-Fi and Bluetooth®	**219**
CZ-RTC5B	Wired remote controller with Econavi function and datanavi	**109**
CZ-RWS3 + CZ-RWRC3	Infrared remote controller	**248**
CZ-CAPWFC1	Commercial Wi-Fi Adaptor	**158**

Accessories		RRP £
PAW-WTRAY	Tray for condenser water compatible with outdoor elevation platform	**122**
PAW-GRDBSE20	Outdoor base ground support for noise and vibration absorption	**112**
PAW-GRDSTD40	Outdoor elevation platform 400 x 900 x 400 mm	**112**
CZ-CENSC1	Econavi energy savings sensor	**135**
CZ-56DAF2	Air outlet plenum for S-3650PF3E	**156**
CZ-90DAF2	Air outlet plenum for S-6071PF3E	**191**
CZ-160DAF2	Air outlet plenum for S-1014PF3E	**219**

1) EER and COP calculation is based in accordance to EN14511. 2) Energy Label Scale from A+++ to D. For models below 12 kW, the SEER and SCOP is calculated based on values of EU/626/2011. For models above 12 kW, the Ðsc / Ðsh values is calculated based on EN 14825. 3) The annual energy consumption is calculated in accordance to EU/626/2011. 4) Medium external static pressure setting from factory. 5) The sound pressure of the units shows the value measured of the position 1,5 m below the unit. The sound pressure is measured in accordance with Eurovent 6/C/006-97 specification. 6) When installing the outdoor unit at a higher position than the indoor unit. 7) For models 100 ~ 140PZH2E5(8), it is possible to operate the lowest -20 °C in the computer rooms with the piping length of 30 m or less. * Recommended fuse for the indoor 3 A. ** Above values are in the case of standard installation(horizontal installation in the celling, rear side air intake) and nanoe™ X OFF.

R32 | A++ 7,4 SEER | A++ 4,8 SCOP | INVERTER+ | -15°C COOLING MODE | -20°C HEATING MODE | nanoeX | 22dB(A) | DC FAN | FILTER INCLUDED | R22 R410A → R32 R22/R410A RENEWAL | OPTIONAL WLAN | BMS CONNECTIVITY

SEER and SCOP: For Para S-6071PF3E + U-60PZH2E5. SUPER QUIET: For S-3650PF3E + U-36PZH2E5. INTERNET CONTROL: Optional.

Rating Conditions: Cooling Indoor 27 °C DB / 19 °C WB. Cooling Outdoor 35 °C DB / 24 °C WB. Heating Indoor 20 °C DB. Heating Outdoor 7 °C DB / 6 °C WB. (DB: Dry Bulb; WB: Wet Bulb).
Specifications subject to change without notice. For detailed information about ErP / Energy Labelling, please visit our websites www.aircon.panasonic.eu or www.ptc.panasonic.eu.

Panasonic Big PACi high static pressure hide-away 20,0-25,0 kW Inverter+ • R32

Panasonic Big PACi, not only environmental friendly but also a groundbreaking product.
Big PACi with R32 has been introduced with full renewal of its indoor unit, offering hydronic application by PACi Water heat exchanger .

1 Compact & light indoor body

Compact and light indoor body, keeping the high efficiency, has a split-able design for easy installation within a limited narrow space. Plus ease of maintenance due to the simplified disassembly design.



2 Easy pipe work with split-able hide-away indoor design

Heat exchanger and fan elements (fan + casing) can be separated during installation. The hide-away indoor unit is easily reassembled and will fit through a narrow space.

3 High external static pressure, maximum 200 Pa* setting

A high static pressure enables the use of long ducts for installation in a wide range of spaces.

* S-250PE3E5B.

4 Panasonic Comfort Cloud control

Ready to control PACi systems with Panasonic Comfort Cloud App in your smartphones.*

* Panasonic Wi-Fi Adaptor CZ-CAPWFC1 is required.

Compact and light indoor body, keeping high efficiency

15 % lighter weight vs conventional model drastically improves installation work.

	Conventional model	Panasonic model
20,0 kW	100 kg	**86 kg**
25,0 kW	104 kg	**88 kg**

DEPTH WAS REDUCED BY 230 mm



Maximum 200 Pa* static pressure setting

A high static pressure enables the use of long ducts for installation in a wide range of spaces.

3-step static pressure set up.
Selectable of static pressure modes can change 200 Pa / 130 Pa / 75 Pa for extra installation flexibility.

* In case of S-250PE3E5B.

Easy Installation with Light Components

Indoor unit can easily be split into 3 components, the heaviest of which weighs only 48 kg.

Dimensions of Each Component (lightweight design for easy disassembly).



The weight is for S-200PE3E5B model.

CZ-RTC5B

COMPATIBLE WITH ALL PANASONIC CONNECTIVITY SOLUTIONS. FOR DETAILED INFORMATION GO TO THE CONTROL SYSTEMS SECTION

Optional controller. CONEX wired remote controller.
CZ-RTC6 - CZ-RTC6BL

Optional controller. Infrared remote controller.
CZ-RWS3 + CZ-RWRC3

Optional Econavi sensor.
CZ-CENSC1

			Three phase	
			20.0 kW	**25.0 kW**
Kit			**KIT-200PE3ZH8**	**KIT-250PE3ZH8**
Remote controller			**CZ-RTC5B**	**CZ-RTC5B**
Cooling capacity	Nominal (Min - Max)	kW	19.5 (5.7 - 21.0)	23.2 (6.1 - 27.0)
UK Cooling	(Total - Sensible)	kW	20.8 - 14.0	26.9 - 17.4
EER [1]		W/W	3.22	3.11
SEER / Đsc [2]			**207.0**	**190.6**
Pdesign		kW	19.5	23.2
Input power cooling		kW	6.06	7.46
Heating capacity	Nominal (Min - Max)	kW	22.4 (5.0 - 25.0)	28.0 (5.5 - 29.0)
UK Heating		kW	24.41	28.31
COP [1]		W/W	3.61	3.41
SCOP / Đsc [2]			**141.3**	**142.7**
Pdesign at -10 °C		kW	17.0	20.0
Input power heating		kW	6.21	8.21
Indoor unit			**S-200PE3E5B**	**S-250PE3E5B**
Power source		V / ph / Hz	220 - 230 - 240 / 1 / 50	220 - 230 - 240 / 1 / 50
External static pressure at shipment (adjustable)		Pa	75 [3] - 120 - 180	75 [3] - 130 - 200
Air flow	Hi / Med / Lo	m³/min	72 / 63 / 53	84 / 72 / 59
Sound pressure [4]	Hi / Med / Lo	dB(A)	46 / 44 / 41	47 / 45 / 42
Dimension	H x W x D	mm	486 x 1456 x 916	486 x 1456 x 916
Net weight		kg	86	88
Recommended Fuse	OD/ID	A	TBC	TBC
Outdoor unit			**U-200PZH2E8**	**U-250PZH2E8**
Power source		V / ph / Hz	380 - 400 - 415 / 3 / 50	380 - 400 - 415 / 3 / 50
Recommended fuse		A	30	30
Air flow	Cool / Heat	m³/min	164 / 164	160 / 160
Sound pressure	Cool / Heat (Hi)	dB(A)	59 / 61	59 / 63
Sound power	Cool / Heat (Hi)	dB(A)	77 / 79	78 / 82
Dimension [5]	H x W x D	mm	1500 x 980 x 370	1500 x 980 x 370
Net weight		kg	117	128
Pipe diameter	Liquid pipe	Inch (mm)	3/8 (9.52)	1/2 (12.70)
	Gas pipe	Inch (mm)	1 (25.40)	1 (25.40)
Pipe length range		m	5 ~ 90	5 ~ 60
Elevation difference (in/out) [6]		m	30	30
Pipe length for additional gas		m	30	30
Additional gas amount		g/m	60	80
Refrigerant (R32) / CO_2 Eq.		kg / T	4.20 / 2.835	5.20 / 3.51
Operating range	Cool Min ~ Max	°C	-15 ~ +46	-15 ~ +46
	Heat Min ~ Max	°C	-20 ~ +24	-20 ~ +24
Kit RRP		**£**	**5,980**	**6,561**
Indoor unit RRP		£	2,802	2,967
Outdoor unit RRP		£	3,069	3,485
Wired control RRP		£	109	109

Accessories		RRP £
CZ-RTC6	CONEX wired remote controller (non-wireless)	**129**
CZ-RTC6BL	CONEX wired remote controller with Bluetooth®	**155**
CZ-RTC5B	Wired remote controller with Econavi function and datanavi	**109**
CZ-RWS3 + CZ-RWRC3	Infrared remote controller	**248**

Accessories		RRP £
CZ-CAPWFC1	Commercial Wi-Fi Adaptor	**158**
PAW-GRDBSE20	Outdoor base ground support for noise and vibration absorption	**112**
PAW-GRDSTD40	Outdoor elevation platform 400 x 900 x 400 mm	**112**
CZ-CENSC1	Econavi energy savings sensor	**135**

1) EER and COP calculation is based in accordance to EN14511. 2) For models below 12 kW, the SEER and SCOP is calculated based on values of EU/626/2011. For models above 12 kW, the Đsc / Đsh values is calculated based on EN 14825. 3) Factory setting. 4) The sound pressure of the units shows the value measured of the position 1,5 m below the unit. The sound pressure is measured in accordance with Eurovent 6/C/006-97 specification. 5) Add 100 mm for indoor unit or 70 mm for outdoor unit for piping port. 6) When installing the outdoor unit at a higher position than the indoor unit. * No filter included.

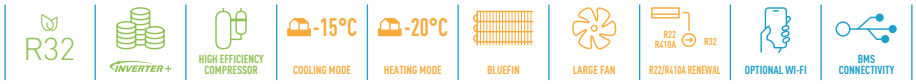

INTERNET CONTROL: Optional.

Rating Conditions: Cooling Indoor 27 °C DB / 19 °C WB. Cooling Outdoor 35 °C DB / 24 °C WB. Heating Indoor 20 °C DB. Heating Outdoor 7 °C DB / 6 °C WB. (DB: Dry Bulb; WB: Wet Bulb).
Specifications subject to change without notice. For detailed information about ErP / Energy Labelling, please visit our websites www.aircon.panasonic.eu or www.ptc.panasonic.eu.

Commercial single, twin, triple and double-twin systems • R32

1 PACi and PACi NX Elite from 7.1 to 14.0 kW

Up to 4 indoor units can be connected to the same outdoor unit. Panasonic's Elite units 7.1, 10.0, 12.0 and 14.0 can be installed as twin, triple and double-twin systems. The indoor units can be combined as per the selection table. The operation will always be simultaneous. All the indoor units will work with the same settings.

2 PACi and PACi NX Standard from 10.0 to 14.0 kW

Up to 2 indoor units connectable on the same outdoor. Panasonic's Standard units can be installed as single and twin systems. The indoor units can be combined following the selection table. The operation will always be simultaneous. All the indoor units will work with the same settings.

3 Big PACi Elite from 20.0 to 25.0 kW

Up to 4 indoor units can be connected to the same outdoor unit. Panasonic's PACi units 20.0 and 25.0 can be installed as twin, triple and double-twin systems. The indoor units can be combined as per the selection table. The operation will always be simultaneous. All the indoor units will work with the same settings.

With this system, a single outdoor unit can split its capacity up to 4 indoor units for better distribution within the space simultaneously. This makes the system particularly apt for common areas. It reduces noise concentration and enables the same temperature to be reached around the room. A mix of indoor units can be installed (wall-mounted, cassette, hide-away, ceiling) in one system.

PACi and PACi NX Elite from 7.1 to 14.0 kW Single/Simultaneous operation system combinations • R32

	Outdoor			
Indoor	**7.1 kW**	**10.0 kW**	**12.5 kW**	**14.0 kW**
3.6 kW	Twin [1] U-71 S-36 S-36	Triple U-100 S-36 S-36 S-36	Double-twin U-125 S-36 S-36 S-36 S-36	
4.5 kW			Triple U-125 S-45 S-45 S-45	
5.0 kW		Twin U-100 S-50 S-50		Triple U-140 S-50 S-50 S-50
6.0 kW			Twin U-125 S-60 S-60	
7.1 kW	Single [2] U-71 S-71			Twin U-140 S-71 S-71
10.0 kW		Single [2] U-100 S-100		
12.5 kW			Single [2] U-125 S-125	
14.0 kW				Single [2] U-140 S-140

PACi and PACi NX Standard from 7.1 to 14.0 kW Single/Simultaneous operation system combinations • R32

	Outdoor			
Indoor	**7.1 kW**	**10.0 kW**	**12.5 kW**	**14.0 kW**
3.6 kW				
5.0 kW		Twin U-100 S-50 S-50		
6.0 kW			Twin U-125 S-60 S-60	
7.1 kW	Single [2] U-71 S-71			Twin U-140 S-71 S-71
10.0 kW		Single [2] U-100 S-100		
12.5 kW			Single [2] U-125 S-125	
14.0 kW				Single [2] U-140 S-140

PACi Elite from 20.0 to 25.0 kW Single/Simultaneous operation system combinations • R32

	Outdoor	
Indoor	**20.0 kW**	**25.0 kW**
5.0 kW	Double-twin U-200 S-50 S-50 S-50 S-50	
6.0 kW		Double-twin U-250 S-60 S-60 S-60 S-60
7.1 kW	Triple U-200 S-71 S-71 S-71	
10.0 kW	Twin U-200 S-100 S-100	
12.5 kW		Twin U-250 S-125 S-125
20.0 kW	Single [2] U-200 S-200	
25.0 kW		Single [2] U-250 S-250

1) Available for only PZ2 (R32) model with limitations of main pipe and branch pipe. Please contact an authorised Panasonic dealer. 2) PACi 1x1 Kit solution.

PACi NX single, twin, triple and double-twin systems • R32

NEW PACi NX Standard Outdoor units • R32			10.0 kW	12.5 kW	14.0 kW
Outdoor unit single phase			**U-100PZ3E5**	**U-125PZ3E5**	**U-140PZ3E5**
Outdoor unit three phase			**U-100PZ3E8**	**U-125PZ3E8**	**U-140PZ3E8**
Cooling capacity	Nominal (Min - Max)	kW	10.0 (3.0 - 11.5)	12.5 (3.2 - 13.5)	14.0 (3.3 - 15.0)
Heating capacity	Nominal (Min - Max)	kW	10.0 (3.0 - 14.0)	12.5 (3.3 - 15.0)	14.0 (3.4 - 16.0)
Power source	Single phase	V	220-230-240	220-230-240	220-230-240
	Three phase	V	380 - 400 - 415	380 - 400 - 415	380 - 400 - 415
Connection indoor / outdoor		mm²	2x1.5 or 2.5	2x1.5 or 2.5	2x1.5 or 2.5
Air flow	Cool / Heat	m³/min	73.0 / 73.0	82.0 / 80.0	84.0 / 82.0
Sound pressure	Cool / Heat (Hi)	dB(A)	52 / 52	55 / 55	56 / 56
Sound power	Cool / Heat (Hi)	dB(A)	70 / 70	73 / 73	74 / 74
Dimension	H x W x D	mm	996 x 980 x 370	996 x 980 x 370	996 x 980 x 370
Net weight		kg	83	87	87
Pipe diameter	Liquid pipe	Inch (mm)	3/8 (9.52)	3/8 (9.52)	3/8 (9.52)
	Gas pipe	Inch (mm)	5/8 (15.88)	5/8 (15.88)	5/8 (15.88)
Pipe length range	Min ~ Max	m	5 ~ 50	5 ~ 50	5 ~ 50
Elevation difference (in/out)	Max	m	15 / 30 [1]	15 / 30 [1]	15 / 30 [1]
Pipe length for additional gas		m	30	30	30
Additional gas amount		g/m	45	45	45
Refrigerant (R32) / CO_2 Eq.		kg / T	2.4 / 1.62	2.8 / 1.89	2.8 / 1.89
Operating range	Cool Min ~ Max	°C	-10 ~ 43	-10 ~ 43	-10 ~ 43
	Heat Min ~ Max	°C	-15 ~ 24	-15 ~ 24	-15 ~ 24
Outdoor unit single phase RRP		**£**	**1,439**	**1,717**	**2,287**
Outdoor unit three phase RRP		**£**	**1,528**	**1,771**	**2,313**

1) Outdoor unit located lower / outdoor unit located higher.

NEW PACi NX Elite Outdoor units • R32			7.1 kW	10.0 kW	12.5 kW	14.0 kW
Outdoor unit single phase			**U-71PZH3E5**	**U-100PZH3E5**	**U-125PZH3E5**	**U-140PZH3E5**
Outdoor unit three phase			**U-71PZH3E8**	**U-100PZH3E8**	**U-125PZH3E8**	**U-140PZH3E8**
Cooling capacity	Nominal (Min - Max)	kW	6.8 (2.2 - 9.0)	9.5 (3.1 - 12.5)	12.1 (3.2 - 14.0)	13.4 (3.3 - 16.0)
Heating capacity	Nominal (Min - Max)	kW	8.0 (2.0 - 9.0)	11.2 (3.1 - 14.0)	14.0 (3.2 - 16.0)	16.0 (3.3 - 18.0)
Power source	Single phase	V	220 - 230 - 240	220 - 230 - 240	220 - 230 - 240	220 - 230 - 240
	Three phase	V	380 - 400 - 415	380 - 400 - 415	380 - 400 - 415	380 - 400 - 415
Connection indoor / outdoor		mm²	2x1.5 or 2.5	2x1.5 or 2.5	2x1.5 or 2.5	2x1.5 or 2.5
Air flow	Cool / Heat	m³/min	61.0 / 60.0	118.0 / 108.0	125.0 / 112.0	129.0 / 116.0
Sound pressure	Cool / Heat (Hi)	dB(A)	48 / 50	52 / 52	53 / 53	54 / 54
Sound power	Cool / Heat (Hi)	dB(A)	65 / 67	69 / 69	70 / 70	71 / 71
Dimension	H x W x D	mm	996 x 940 x 340	1416 x 940 x 340	1416 x 940 x 340	1416 x 940 x 340
Net weight		kg	65	98	98	98
Pipe diameter	Liquid pipe	Inch (mm)	3/8 (9.52)	3/8 (9.52)	3/8 (9.52)	3/8 (9.52)
	Gas pipe	Inch (mm)	5/8 (15.88)	5/8 (15.88)	5/8 (15.88)	5/8 (15.88)
Pipe length range	Min ~ Max	m	5 ~ 50	5 ~ 85	5 ~ 85	5 ~ 85
Elevation difference (in/out)	Max	m	15 / 30 [1]	15 / 30 [1]	15 / 30 [1]	15 / 30 [1]
Pipe length for additional gas		m	30	30	30	30
Additional gas amount		g/m	45	45	45	45
Refrigerant (R32) / CO_2 Eq.		kg / T	1.95 / 1.32	3.05 / 2.06	3.05 / 2.06	3.05 / 2.06
Operating range	Cool Min ~ Max	°C	-15 ~ 48	-20 ~ +48 [2]	-20 ~ +48 [2]	-20 ~ +48 [2]
	Heat Min ~ Max	°C	-20 ~ 24	-20 ~ 24	-20 ~ 24	-20 ~ 24
Outdoor unit single phase RRP		**£**	**1,661**	**2,096**	**2,344**	**2,741**
Outdoor unit three phase RRP		**£**	**1,709**	**2,130**	**2,448**	**3,029**

1) Outdoor unit located lower / outdoor unit located higher. 2) For models 100 ~ 140PZH3E5(8). it is possible to operate the lowest -20 °C in the computer rooms with the piping length of 30 m or less.

NEW 2021

NEW wall-mounted	Indoor	Cooling capacity	Heating capacity	Dimension	Sound pressure	Air volume	RRP
				H x W x D	Hi / Med / Lo	Hi / Med / Lo	
		kW	kW	mm	dB(A)	m³/min	£
3.6 / 4.5 / 5.0 kW	S-3650PK3E	3.6 - 5.0	4.0 - 5.6	302 x 1120 x 236	35 / 31 / 27 [1]	13.0 / 11.0 / 9.0 [1]	**680**
6.0 / 7.1 kW	S-6010PK23E	6.1 - 10.0	7.0 - 8.0	302 x 1120 x 236	47 / 44 / 40 [1]	20.0 / 17.5 / 14.5 [1]	**885**

NEW 4 way 90x90 cassette	Indoor (panels CZ-KPU3W / CZ-KPU3AW)	Cooling capacity	Heating capacity	Dimension indoor	Dimension panel	Sound pressure	Air volume	RRP	Panel RRP
				H x W x D	H x W x D	Hi / Med / Lo	Hi / Med / Lo		
		kW	kW	mm	mm	dB(A)	m³/min	£	184/251 £
3.6 / 4.5 / 5.0 kW	S-3650PU3E	3.6 - 5.0	4.0 - 5.6	256 x 840 x 840	33.5 x 950 x 950	30 / 28 / 27 [1]	14.5 / 13.0 / 11.5 [1]	**508**	**184/251**
6.0 / 7.1 kW	S-6071PU3E	6.0 - 7.1	7.0 - 8.0	256 x 840 x 840	33.5 x 950 x 950	36 / 31 / 28 [1]	21.0 / 16.0 / 13.0 [1]	**777**	**184/251**
10.0 / 12.5 / 14.0 kW	S-1014PU3E	10.0 - 14.0	11.2 - 16.0	319 x 840 x 840	33.5 x 950 x 950	45 / 38 / 32 [1]	36.0 / 26.0 / 18.0 [1]	**943**	**184/251**

NEW 2021

NEW ceiling	Indoor	Cooling capacity	Heating capacity	Dimension	Sound pressure	Air volume	RRP
				H x W x D	Hi / Med / Lo	Hi / Med / Lo	
		kW	kW	mm	dB(A)	m³/min	£
3.6 / 4.5 / 5.0 kW	S-3650PT3E	3.5 - 5.0	4.0 - 5.6	235 x 960 x 690	36 / 32 / 28 [1]	14.0 / 12.0 / 10.5 [1]	**762**
6.0 / 7.1 kW	S-6071PT23E	6.0 - 6.8	7.0 - 8.0	235 x 1275 x 690	38 / 34 / 29 [1]	20.0 / 17.0 / 14.5 [1]	**955**
10.0 / 12.5 / 14.0 kW	S-1014PT3E	9.5 - 13.4	11.2 - 16.0	235 x 1590 x 690	42 / 37 / 34 [1]	30.0 / 25.0 / 23.0 [1]	**1,225**

NEW adaptive ducted unit	Indoor	Cooling capacity	Heating capacity	Dimension	External static pressure	Sound pressure	Air volume	RRP
				H x W x D	Nominal(Min - Max) Hi / Med / Lo	Hi / Med / Lo	Hi / Med / Lo	
		kW	kW	mm	Pa	dB(A)	m³/min	£
3.6 / 4.5 / 5.0 kW	S-3650PF3E	3.6 - 5.0	4.0 - 5.6	250 x 800 x 730	30 (10 - 150)	30 / 27 / 22 [1]	14.0 / 13.0 / 10.0 [1]	**771**
6.0 / 7.1 kW	S-6071PF23E	5.7 - 6.8	7.0 - 7.5	250 x 1000 x 730	30 (10 - 150)	30 / 26 / 23 [1]	21.0 / 19.0 / 15.0 [1]	**957**
10.0 / 12.5 / 14.0 kW	S-1014PF3E	9.5 - 13.4	10.8 - 13.5	250 x 1400 x 730	30 (10 - 150)	33 / 29 / 25 [1]	32.0 / 26.0 / 21.0 [1]	**1228**

1) 36/60/10 types of indoor units value.

Rating Conditions: Cooling Indoor 27 °C DB / 19 °C WB. Cooling Outdoor 35 °C DB / 24 °C WB. Heating Indoor 20 °C DB. Heating Outdoor 7 °C DB / 6 °C WB. (DB: Dry Bulb; WB: Wet Bulb).
Specifications subject to change without notice. For detailed information about ErP / Energy Labelling, please visit our websites www.aircon.panasonic.eu or www.ptc.panasonic.eu.

PACi single, twin, triple and double-twin systems • R32

PACi Standard Outdoor units • R32			10.0 kW	12.5 kW	14.0 kW
Outdoor unit Single phase			**U-100PZ2E5**	**U-125PZ2E5**	**U-140PZ2E5**
Outdoor unit Three phase			**U-100PZ2E8**	**U-125PZ2E8**	**U-140PZ2E8**
Cooling capacity	Nominal (Min - Max)	kW	10,0 (3,0 - 11,5)	12,5 (3,2 - 13,5)	14,0 (3,3 - 15,0)
Heating capacity	Nominal (Min - Max)	kW	10,0 (3,0 - 14,0)	12,5 (3,3 - 15,0)	14,0 (3,4 - 16,0)
Power source	Single phase	V	220 - 230 - 240	220 - 230 - 240	220 - 230 - 240
	Three phase	V	380 - 400 - 415	380 - 400 - 415	380 - 400 - 415
Connection indoor / outdoor		mm²	2 x 1,5 or 2,5	2 x 1,5 or 2,5	2 x 1,5 or 2,5
Air flow	Cool / Heat	m³/min	76 / 70	86 / 78	89 / 83
Sound pressure	Cool / Heat (Hi)	dB(A)	52 / 52	55 / 55	56 / 56
Sound power	Cool / Heat (Hi)	dB(A)	70 / 70	73 / 73	74 / 74
Dimension	H x W x D	mm	996 x 980 x 370	996 x 980 x 370	996 x 980 x 370
Net weight		kg	90	94	94
Pipe diameter	Liquid pipe	Inch (mm)	3/8 (9,52)	3/8 (9,52)	3/8 (9,52)
	Gas pipe	Inch (mm)	5/8 (15,88)	5/8 (15,88)	5/8 (15,88)
Pipe length range	Min ~ Max	m	5 ~ 50	5 ~ 50	5 ~ 50
Elevation difference (in/out)	Max	m	30	30	30
Pipe length for additional gas		m	30	30	30
Additional gas amount		g/m	45	45	45
Refrigerant (R32) / CO_2 Eq.		kg / T	2,60 / 1,755	2,98 / 2,0115	2,98 / 2,0115
Operating range	Cool Min ~ Max	°C	-10 ~ +43	-10 ~ +43	-10 ~ +43
	Heat Min ~ Max	°C	-15 ~ +24	-15 ~ +24	-15 ~ +24
Outdoor unit single phase RRP		**£**	**1,427**	**1,601**	**2,157**
Outdoor unit three phase RRP		**£**	**1,515**	**1,685**	**2,182**

PACi Elite Outdoor units • R32			7.1 kW	10.0 kW	12.5 kW	14.0 kW	20.0 kW	25.0 kW
Outdoor unit Single phase			**U-71PZH2E5**	**U-100PZH2E5**	**U-125PZH2E5**	**U-140PZH2E5**	**—**	**—**
Outdoor unit Three phase			**U-71PZH2E8**	**U-100PZH2E8**	**U-125PZH2E8**	**U-140PZH2E8**	**U-200PZH2E8**	**U-250PZH2E8**
Cooling capacity	Nominal (Min - Max)	kW	7.1 (2.2 - 9.0)	10.0 (3.1 - 12.5)	12.5 (3.2 - 14.0)	14.0 (3.3 - 16.0)	20.0 (5.7 - 22.4)	25.0 (6.1 - 28.0)
Heating capacity	Nominal (Min - Max)	kW	8.0 (2.0 - 9.0)	11.2 (3.1 - 14.0)	14.0 (3.2 - 16.0)	16.0 (3.3 - 18.0)	22.4 (5.0 - 25.0)	28.0 (5.5 - 31.5)
Power source	Single phase	V	220 - 230 - 240	220 - 230 - 240	220 - 230 - 240	220 - 230 - 240	—	—
	Three phase	V	380 - 400 - 415	380 - 400 - 415	380 - 400 - 415	380 - 400 - 415	380 - 400 - 415	380 - 400 - 415
Connection indoor / outdoor		mm²	2 x 1.5 or 2.5	2 x 1.5 or 2.5	2 x 1.5 or 2.5	2 x 1.5 or 2.5	—	—
Air flow	Cool / Heat	m³/min	61 / 60	118 / 108	125 / 122	129 / 116	164 / 164	160 / 160
Sound pressure	Cool / Heat (Hi)	dB(A)	48 / 50	52 / 52	53 / 53	54 / 54	59 / 61	59 / 63
Sound power	Cool / Heat (Hi)	dB(A)	65 / 67	69 / 69	70 / 70	71 / 71	77 / 79	78 / 82
Dimension	H x W x D	mm	996 x 940 x 340	1416 x 940 x 340	1416 x 940 x 340	1416 x 940 x 340	1500 x 980 x 370	1500 x 980 x 370
Net weight		kg	68	99	99	99	117	128
Pipe diameter	Liquid pipe	Inch (mm)	3/8 (9.52)	3/8 (9.52)	3/8 (9.52)	3/8 (9.52)	3/8 (9.52)	1/2 (12.70)
	Gas pipe	Inch (mm)	5/8 (15.88)	5/8 (15.88)	5/8 (15.88)	5/8 (15.88)	3/8 (25.40)	1/2 (25.40)
Pipe length range	Min ~ Max	m	5 ~ 50	5 ~ 85	5 ~ 85	5 ~ 85	5 ~ 80	5 ~ 60
Elevation difference (in/out)	Max	m	30	30	30	30	30	30
Pipe length for additional gas		m	30	30	30	30	30	30
Additional gas amount		g/m	45	45	45	45	60	80
Refrigerant (R32) / CO_2 Eq.		kg / T	1.95 / 1.316	3.05 / 2.059	3.05 / 2.059	3.05 / 2.059	4.20 / 2.835	5.20 / 3.51
Operating range	Cool Min ~ Max	°C	-15 ~ +46	-20 [1] ~ +46	-20 [1] ~ +46	-20 [1] ~ +46	-15 ~ +46	-15 ~ +46
	Heat Min ~ Max	°C	-20 ~ +24	-20 ~ +24	-20 ~ +24	-20 ~ +24	-20 ~ +24	-20 ~ +24
Outdoor unit single phase RRP		**£**	**1,596**	**2,126**	**2,303**	**2,688**	**—**	**—**
Outdoor unit three phase RRP		**£**	**1,645**	**2,159**	**2,407**	**2,976**	**3,069**	**3,485**

1) For models 100 ~ 140PZH2E5(8). it is possible to operate the lowest -20 °C in the computer rooms with the piping length of 30 m or less.

Wall-mounted	Indoor	Cooling capacity	Heating capacity	Dimension	Sound pressure	Air volume	RRP
				H x W x D	Hi / Med / Lo	Hi / Med / Lo	
		kW	kW	mm	dB(A)	m³/min	£
3.6 kW	S-36PK2E5B	3.6	4.2	302 x 1120 x 236	35/31/27	11.00/9.50/7.50	**651**
4.5 kW	S-45PK2E5B	4.5	5.2	302 x 1120 x 236	38/34/30	12.00/10.50/8.50	**681**
5.0 kW	S-50PK2E5B	5.0	5.6	302 x 1120 x 236	40/36/32	14.00/12.00/10.50	**686**
6.0 kW	S-60PK2E5B	6.0	7.0	302 x 1120 x 236	47/44/40	18.00/14.50/11.50	**707**
7.1 kW	S-71PK2E5B	7.1	8.0	302 x 1120 x 236	47/44/40	18.00/14.50/11.50	**857**
10.0 kW	S-100PK2E5B	10.0	11.2	302 x 1120 x 236	47/44/40	19.00/16.50/13.00	**906**

4 Way 60x60 cassette	Indoor (panels CZ-KPY3AW / CZ-KPY3BW)	Cooling capacity	Heating capacity	Dimension: indoor / CZ-KPY3AW / CZ-KPY3BW	Sound pressure	Air volume	Indoor RRP	Panels RRP
				H x W x D	Hi / Med / Lo	Hi / Lo		
		kW	kW	mm	dB(A)	m³/min	£	£
3.6 kW	S-36PY2E5B	3.6	4.2	288 x 583 x 583 / 31 x 700 x 700 / 31 x 625 x 625	36/32/26	9.70/9.90	**621**	**210/202**
4.5 kW	S-45PY2E5B	4.5	5.2	288 x 583 x 583 / 31 x 700 x 700 / 31 x 625 x 625	38/34/28	10.00/10.30	**653**	**210/202**
5.0 kW	S-50PY2E5B	5.0	5.6	288 x 583 x 583 / 31 x 700 x 700 / 31 x 625 x 625	40/37/33	11.10/11.10	**687**	**210/202**

NEW 4 way 90x90 cassette	Indoor (panels CZ-KPU3W / CZ-KPU3AW)	Cooling capacity	Heating capacity	Dimension indoor	Dimension panel	Sound pressure	Air volume	RRP	Panel RRP
				H x W x D	H x W x D	Hi / Med / Lo	Hi / Med / Lo		
		kW	kW	mm	mm	dB(A)	m³/min	£	184/251£
3.6 / 4.5 / 5.0 kW	S-3650PU3E	3.6 - 5.0	4.0 - 5.6	256 x 840 x 840	33.5 x 950 x 950	30/28/27 [1]	14.5/13.0/11.5 [1]	**508**	**184/251**
6.0 / 7.1 kW	S-6071PU3E	6.0 - 7.1	7.0 - 8.0	256 x 840 x 840	33.5 x 950 x 950	36/31/28 [1]	21.0/16.0/13.0 [1]	**777**	**184/251**
10.0 / 12.5 / 14.0 kW	S-1014PU3E	10.0 - 14.0	11.2 - 16.0	319 x 840 x 840	33.5 x 950 x 950	45/38/32 [1]	36.0/26.0/18.0 [1]	**943**	**184/251**

Ceiling	Indoor	Cooling capacity	Heating capacity	Dimension	Sound pressure	Air volume	RRP
				H x W x D	Hi / Med / Lo	Hi / Med / Lo	
		kW	kW	mm	dB(A)	m³/min	£
3.6 kW	S-36PT2E5B	3.6	4.2	235 x 960 x 690	35/32/30	14.00/12.00/10.50	**748**
4.5 kW	S-45PT2E5B	4.5	5.2	235 x 960 x 690	38/33/30	15.00/12.50/10.50	**787**
5.0 kW	S-50PT2E5B	5.0	5.6	235 x 960 x 690	38/33/30	15.00/12.50/10.50	**827**
6.0 kW	S-60PT2E5B	6.0	7.0	235 x 1275 x 690	39/36/33	20.00/17.00/14.50	**902**
7.1 kW	S-71PT2E5B	7.1	8.0	235 x 1275 x 690	39/36/33	21.00/18.00/15.50	**965**
10.0 kW	S-100PT2E5B	10.0	11.2	235 x 1590 x 690	42/38/35	30.00/25.00/23.00	**1,218**
12.5 kW	S-125PT2E5B	12.5	14.0	235 x 1590 x 690	45/40/37	34.00/28.00/24.00	**1,428**
14.0 kW	S-140PT2E5B	14.0	14.0	235 x 1590 x 690	47/41/37	35.00/29.00/25.00	**1,552**

NEW adaptive ducted unit	Indoor	Cooling capacity	Heating capacity	Dimension	External static pressure	Sound pressure	Air volume	RRP
				H x W x D	Nominal(Min - Max) Hi / Med / Lo	Hi / Med / Lo	Hi / Med / Lo	
		kW	kW	mm	Pa	dB(A)	m³/min	£
3.6 / 4.5 / 5.0 kW	S-3650PF3E	3.6 - 5.0	4.0 - 5.6	250 x 800 x 730	30 (10 - 150)	30/27/22 [1]	14.0/13.0/10.0 [1]	**771**
6.0 / 7.1 kW	S-6071PF23E	5.7 - 6.8	7.0 - 7.5	250 x 1000 x 730	30 (10 - 150)	30/26/23 [1]	21.0/19.0/15.0 [1]	**957**
10.0 / 12.5 / 14.0 kW	S-1014PF3E	9.5 - 13.4	10.8 - 13.5	250 x 1400 x 730	30 (10 - 150)	33/29/25 [1]	32.0/26.0/21.0 [1]	**1228**

1) 36/60/10 types of indoor units value.

Rating Conditions: Cooling Indoor 27 °C DB / 19 °C WB. Cooling Outdoor 35 °C DB / 24 °C WB. Heating Indoor 20 °C DB. Heating Outdoor 7 °C DB / 6 °C WB. (DB: Dry Bulb; WB: Wet Bulb).
Specifications subject to change without notice. For detailed information about ErP / Energy Labelling, please visit our websites www.aircon.panasonic.eu or www.ptc.panasonic.eu.

PRO-HT *TANK*

PRO-HT Tank DHW

High temperature hot water is efficiently produced without any boosters.
Panasonic commercial PRO-HT Tank solutions can be adapted to adapt various projects from high-end residential to gyms and hotels.

PRO-HT Tank			**PAW-VP750-1-G3L**	**PAW-VP1000-1-G3L**
Outdoor Unit			**U-250PE2E8A**	**U-250PE2E8A**
Volume (net)		L	726	933
Height	Al x Ø	mm	1855 x 990	2210 x 990
Connections to the water supply network			RP 1¼	RP 1¼
Net weight / with water		kg	179 / 905	191 / 1124
Nominal electrical power		W	6670	6670
Reference tapping cycle			2XL	2XL
Energy consumption by chosen cycle A7 / W10-55		kWh	6	6.36
Energy consumption by chosen cycle A15 / W10-55		kWh	5.12	5.12
COP DHW (A7 / W10-55) EN 16147 [1]			4.1	3.86
COP DHW (A15 / W10-55) EN 16147 [2]			4.79	4.79
Energy Efficiency Class (from A+ to F) [3]			**A+**	**A+**
Standby input power according to EN16147		W	77	80
Sound pressure on 1m		dB(A)	57	57
Quantity of refrigerant		g	6400	6400
Operating range - air temperature		°C	-20 ~ +24	-20 ~ +24
Stainless steel 316 L tank			Yes	Yes
Average insulation thickness		mm	100	100
Heat exchanger connection for inlet / outlet		Inch (mm)	1/2 (12.70) – 3/4 (19.05)	1/2 (12.70) – 3/4 (19.05)
Maximum power consumption without heater		W	12900	12900
Maximum power consumption with heater		W	18900	18900
Number of electrical heaters x power		W	1 x 6000	1 x 6000
Voltage / Frequency		V / Hz	400/50	400/50
Electric protection		A	16	16
Moisture protection			IP24	IP24
Heating with heat pump	Min / Max	°C	5/65	5/65
Heating with electrical heater	Max	°C	85	85
Refrigerant (R410A) / CO_2 Eq.		kg / T	6.4/13.363	6.4/13.363
PRO-HT Tank RRP		**£**	**11,959**	**12,673**
Outdoor unit RRP		**£**	**3,208**	**3,208**

Accessories		**RRP £**
PAW-VP-RTC5B-PAC	Tank controller for PACi system	**1,253**

1) Heating of sanitary water up to 55 °C with inlet air temperature at 7 °C, humidity at 89 % and inlet water temperature at 10 °C. According to EN16147. 2) Heating of sanitary water up to 55 °C with inlet air temperature at 15 °C, humidity at 74 % and inlet water temperature at 10 °C. According to EN16147. 3) Scale from A+ to F following (COMMISSION DELEGATED REGULATION (EU) No. 812/2013).

This product is designed to comply with the European Water Quality Directive 98/83/EC amended by 2015/1787/EU. The lifespan of the product is not guaranteed in the case of the use of groundwater, such as spring water or well water, the use of tap water when salt or other impurities are contained, nor in areas of acidic water quality. Maintenance and warranty costs related to these cases are the customer's responsibility.

* When connected as pressurised, safety valve is mandatory.

Technical focus

- Water volume 750 L and 1000 L
- Maximum hot water production 65 °C without boosters
- Heating coil 52 m (750 L) and 63 m (1000 L)
- Tank material 3 mm
- ABS external case



Solution example DHW tank 1000 L + PACi

- Ideal for small hotels and high-end residential
- Hot water temperature up to 65 °C

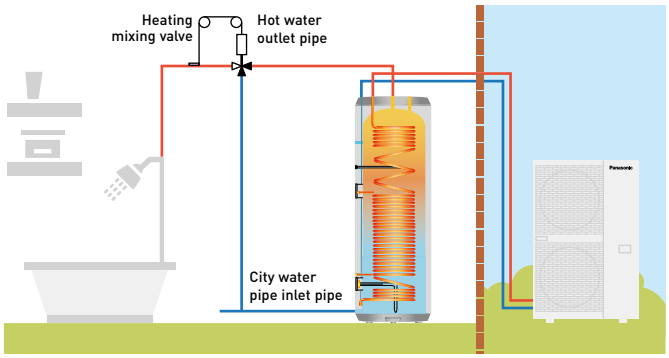

PRO-HT *TANK*

PRO-HT Tank heating and cooling

High temperature hot water is efficiently produced without any boosters.
Panasonic commercial PRO-HT Tank solutions can be combined with PACi to adapt various projects from high-end residentials to small offices.

PRO-HT Tank			PAW-VP380L
Cooling capacity at 35 °C. water outlet 7 °C		kW	12.80
Heating capacity		kW	25.00
Heating capacity at +7 °C. heating water temperature at 45 °C		kW	23.00
COP at +7 °C with heating water temperature at 45 °C		W/W	3.26
Heating Energy Efficiency class at 35 °C (from A+++ to D)			**A+++**
Ðsh (LOT1) [1]		**%**	**193**
Dimension	H x Ø	mm	1820 x 690
Shipping weight		kg	99
Water pipe connector			1¼
Heating water flow (ΔT=5 K. 35 °C)		m³/h	3.9
Outdoor unit			**U-200PZH2E8**
Sound pressure		dB(A)	57
Dimension	H x W x D	mm	1500 x 980 x 370
Net weight		kg	117
Pipe diameter	Liquid pipe	Inch (mm)	1/2 (12.07)
	Gas pipe	Inch (mm)	3/4 (19.05)
Refrigerant (R32) / CO_2 Eq.		kg	4.20 (1.0kg additional gas charge on site)
Pipe length range [2]		m	30
Elevation difference (in/out)		m	30 (OD above) 30 (OD below)
Pipe length for nominal capacity		m	7.5
Pipe length for additional gas		m	→ 7.5
Additional gas amount		g/m	Refer to manual
Operation range - outdoor ambient	Heat / Cool	°C	-20 ~ +24 / -15 ~ +46
Water outlet	Heat / Cool	°C	25 ~ 45 / 5 ~ 15
PRO-HT Tank RRP		**£**	**6,073**
Outdoor unit RRP		**£**	**3,069**

Accessories		RRP £
PAW-VP-RTC5B-PAC	Tank controller for PACi system	**1,253**

Accessories		
PAW-IU29/39	Additional heater	**552/718**

1) Seasonal space cooling/heating energy efficiency following COMMISSION REGULATION (EU) 811/2013. 2) The pipe length range is between indoor and outdoor, but does not include additional length for coil.

This product is designed to comply with the European Water Quality Directive 98/83/EC amended by 2015/1787/EU. The lifespan of the product is not guaranteed in the case of the use of groundwater, such as spring water or well water, the use of tap water when salt or other impurities are contained, nor in areas of acidic water quality. Maintenance and warranty costs related to these cases are the customer's responsibility.

Performance calculation in agreement with Eurovent. Sound pressure measured at 1 m from the outdoor unit and at 1,5 m height.

* Flow switch and water filter are not equipped.

Technical focus

- Water volume 380L
- Maximum hot water production 45 °C
- Tank and heat exchanger made with stainless steel
- Heating coil 52 m 316L
- Internal and external pickling
- Foam insulation 70 mm
- Tank material 2 mm 316L
- ABS external case

R32 | A+++ ErP 35°C | 45°C OUTPUT WATER | -20°C OPERATION RANGE

Heating and cooling tank 380 L + PACi 20,0 kW

- Ideal offer for small offices
- Cost saving solution with simple waterborne heating and cooling
- Hot water up to 45 °C

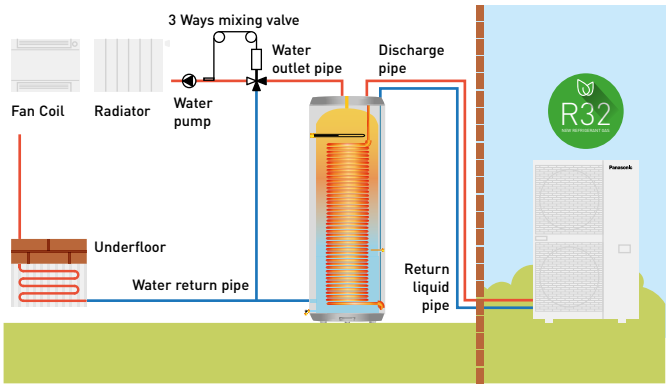

Rating Conditions: Cooling Indoor 27 °C DB / 19 °C WB. Cooling Outdoor 35 °C DB / 24 °C WB. Heating Indoor 20 °C DB. Heating Outdoor 7 °C DB / 6 °C WB. (DB: Dry Bulb; WB: Wet Bulb).
Specifications subject to change without notice. For detailed information about ErP / Energy Labelling, please visit our websites www.aircon.panasonic.eu or www.ptc.panasonic.eu.

PACi with water heat exchanger · R32

Panasonic introduces highly-efficient water heat exchanger for PACi Series. This ground-breaking product gives further possibilities of PACi solutions by adding hydronic options.

WATER OUTLET TEMPERATURE
Cooling: 5 ~ 15 °C
Heating: 35 ~ 50 °C

1 Cost Saving Solution

- A+++ energy efficiency class (scale from A+++ to D)
- Cost effective water projects thanks to lower cost for PACi compared to VRF

2 Space Saving & Flexible Positioning

- 2 installation possibilities (wall-mounted / floor-standing)
- Compact, lightweight unit design, only 27 kg

3 Easy Installation, Maintenance

- Quick mounting process
- Flow switch kit is included as a standard
- Direct access to electrical box

System example.

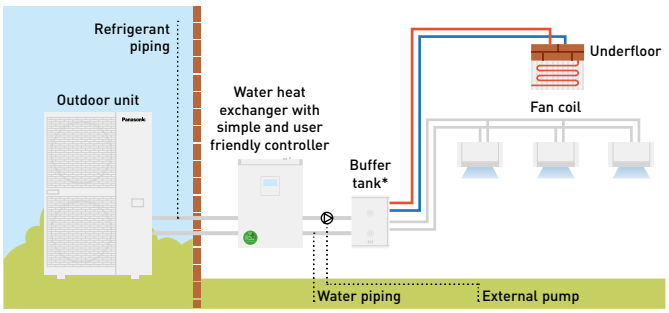

* Minimum buffer tank volume: 10 L/kW. ** Diagram is for illustrative purpose only.

Space saving and flexible positioning

Compact and light unit.

- Only 205 mm depth fits within a limited space
- Lightweight design at only 27 kg, makes it easy to maneuver and position
- Maximum total refrigerant piping length: 90 m*

* 90 m for PAW-200W5APAC.

2 installation options.

- Wall-mounted and floor-standing installation options are available. Free-up floor space by using the wall-mounted installation
- Quick mounting process with its lightweight compact design
  Make fixing holes → Fix 2 screws → Hang the unit → Finish

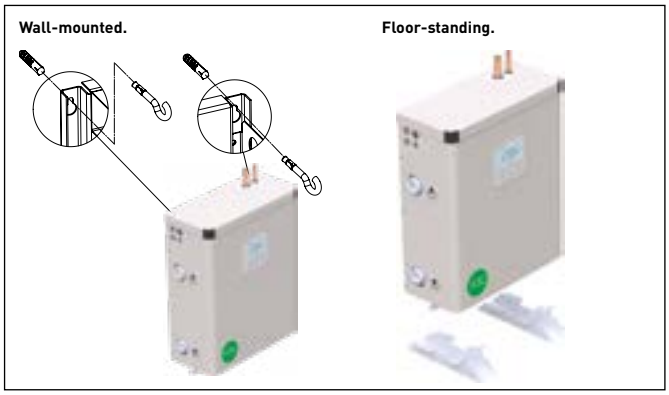

PACi with water heat exchanger for chilled and hot water production

Short-term investment.
PACi water heat exchanger is ideal for small offices and retails.
The investment costs can be amortised within a very short period.
This solution allows investors and operators to save money.

			PAW-200W5APAC	PAW-250W5APAC
Cooling capacity [1]		kW	20,00	25,00
EER [1]		W/W	3,03	2,89
Heating capacity [2]		kW	23,00	28,00
COP [2]		W/W	2,98	2,95
Ðsh (LOT1) [3]		**%**	**178**	**178**
Energy efficiency class (Scale A+++ to D) [4]			**A+++**	**A+++**
Dimension	H x W x D	mm	550 x 455 x 205	550 x 455 x 205
Net weight		kg	27	27
Water pipe connector		Inch	Male Thread 1 ¼	Male Thread 1 ¼
Cooling water flow (ΔT=5 K. 35 °C)		m³/h	3,45	4,30
Heating water flow (ΔT=5 K. 35 °C)		m³/h	4,15	4,85
Flow switch			Included	Included
Water filter			Included	Included
Outdoor Unit			**U-200PZH2E8**	**U-250PZH2E8**
Sound pressure	Cool / Heat (Hi)	dB(A)	59 / 61	59 / 63
Dimension	H x W x D	mm	1500 x 980 x 370	1500 x 980 x 370
Net weight		kg	117	128
Pipe diameter	Liquid pipe	Inch (mm)	3/8 (9,52)	1/2 (12,70)
	Gas pipe	Inch (mm)	1 (25,40)	1 (25,40)
Pipe length range		m	5 ~ 90	5 ~ 60
Elevation difference (in/out)		m	30	30
Pipe length for additional gas		m	30	30
Additional gas amount		g/m	60	80
Water outlet temperature range	Cool Min ~ Max	°C	+5 ~ +15	+5 ~ +15
	Heat Min ~ Max	°C	+35 ~ +50	+35 ~ +50
Operating range	Cool Min ~ Max	°C	-15 ~ +46	-15 ~ +46
	Heat Min ~ Max	°C	-20 ~ +24	-20 ~ +24
Water heat exchanger RRP		**£**	**3,569**	**3,867**
Outdoor unit RRP		**£**	**3,069**	**3,069**

1) Data refers to 7 °C leaving chilled water temperature and 35 °C ambient air temperature, according to EN14511 standard. 2) Data refers to 45 °C leaving warm water temperature and 7 °C ambient air temperature according to EN14511 standard. 3) Following COMMISSION REGULATION (EU) No 813/2013 for low-temperature heat pumps. 4) Following COMMISSION REGULATION (EU) No 811/2013 for low-temperature heat pumps. Scale from A+++ to D.

Professional solution

Water heat exchanger is compatible with R32 PACi.
Many air conditioning manufacturers selling R32 systems and it is becoming the standard refrigerant for split type air conditioning systems because R32 has a much lower global warming potential than R410A and can also provide higher efficiency.

R32 | A++ ErP 35°C | -20°C HEATING MODE | 46°C COOLING MODE | ADVANCED CONTROL

Rating Conditions: Cooling Indoor 27 °C DB / 19 °C WB. Cooling Outdoor 35 °C DB / 24 °C WB. Heating Indoor 20 °C DB. Heating Outdoor 7 °C DB / 6 °C WB. (DB: Dry Bulb; WB: Wet Bulb).
Specifications subject to change without notice. For detailed information about ErP / Energy Labelling, please visit our websites www.aircon.panasonic.eu or www.ptc.panasonic.eu.

Solutions for server rooms

High efficiency products for 24/7 applications. Panasonic has developed a complete range of solutions for server rooms which efficiently protect your servers, keeping them at an appropriate temperature even when the outdoor temperature is below -20 °C.

NON STOP OPERATION 24/7 365

1 Designed for 24h/7d a week operation

High efficiency all year round. This wall-mounted air conditioner is designed for professional, critical applications such as computer rooms where reliable cooling inside the room is necessary even when the outside temperature is low.

2 High seasonal performance

Highest Energy Rating: A+++ (2,5 to 5,0 kW units).
Highly efficient performance - even at -20 °C outside.
Uses new R32 refrigerant.

3 Server room logic control

PAW-SERVER-PKEA: Group wiring of 2 TKEA systems ensures auto individual control.
BMS interface: Panasonic offer different interfaces for integrate to Modbus and BACnet.

4 More comfort

Indoor Fan. Cross-Flow-Fan: High durability rolling bearings, large size (φ105 mm) fan. High efficiency blade. Random pitch blade (low sound)
Compressor: DC2P Panasonic original compressor, with high efficiency and reliability.

Exceptional efficiency means exceptional savings

TKEA provides high capacity at -20 °C!

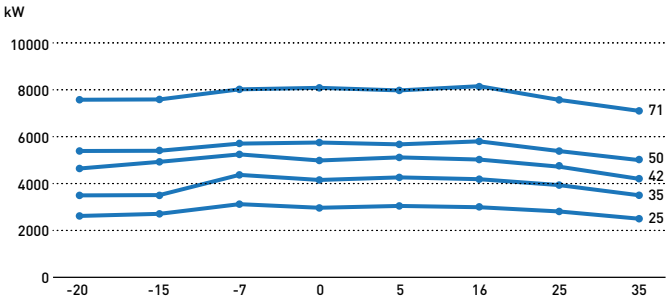

PAW-SERVER-PKEA Logic

Rotation operation time line.
Every 12 hours units change operation ON/OFF to increase compressor lifecycle.

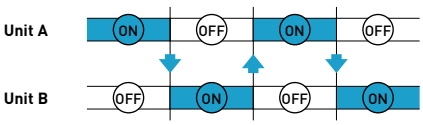

Backup operation time line.
When unit A has an error, unit B switches on automatically and gives the error output signal.

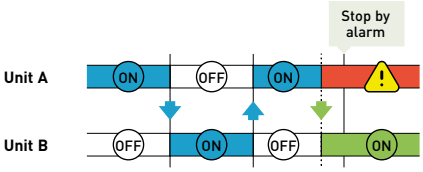

Support operation time line.
When room temperature rises to than 28 °C, both units work together and automatically give an output error signal.

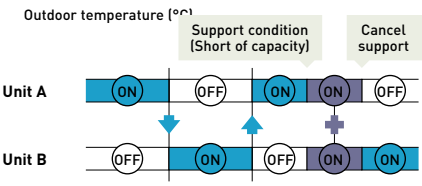

Wall-mounted Professional Inverter -20 °C • R32

High efficiency all the year.

- From 2.5 to 7.1 kW with TKEA units A+++ in cooling
- Backup function
- Redundancy function
- Alternative run function
- Error information by Dry Contact
- Operation even at -20 °C outdoor temperature
- High seasonal performance
- Product design for 24/7 operation

Kit			KIT-Z25-TKEA	KIT-Z35-TKEA	KIT-Z42-TKEA	KIT-Z50-TKEA	KIT-Z71-TKEA
Cooling capacity	Nominal (Min - Max)	kW	2.50 (0.85 - 3.00)	3.50 (0.85 - 4.00)	4.20 (0.98 - 5.00)	5.00 (0.98 - 6.00)	7.10 (0.98 - 8.10)
UK Cooling	(Total - Sensible)	kW	2.49 - 1.90	3.48 - 2.66	4.18 - 3.19	4.66 - 4.25	6.55 - 5.20
EER [1]	Nominal (Min - Max)	W/W	4.90 (5.00 - 4.29)	4.07 (5.00 - 3.64)	3.82 (4.90 - 3.25)	3.60 (3.50 - 3.09)	3.17 (2.33 - 3.03)
SEER [2]			**8.5 A+++**	**8.5 A+++**	**8.5 A+++**	**8.5 A+++**	**6.1 A++**
Pdesign		kW	2.50	3.50	4.20	5.00	7.10
Input power cooling	Nominal (Min - Max)	kW	0.51 (0.17 - 0.70)	0.86 (0.17 - 1.10)	1.10 (0.20 - 1.54)	1.39 (0.28 - 1.94)	2.24 (0.42 - 2.67)
Annual energy consumption [3]		kWh/a	103	144	173	206	407
Heating capacity	Nominal (Min - Max)	kW	3.40 (0.85 - 5.40)	4.00 (0.85 - 6.60)	5.40 (0.98 - 7.25)	5.80 (0.98 - 8.00)	8.60 (0.98 - 9.90)
UK Heating		kW	3.33	4.62	5.04	5.62	6.94
Heating capacity at -7 °C		kW	3.33	4.07	4.30	5.00	6.13
COP [1]	Nominal (Min - Max)	W/W	4.86 (5.15 - 4.12)	4.35 (5.15 - 3.63)	4.00 (4.45 - 3.37)	4.03 (2.88 - 3.20)	3.51 (2.45 - 3.47)
SCOP [2]			**4.5 A+**	**4.4 A+**	**4.3 A+**	**4.4 A+**	**4.0 A+**
Pdesign at -10 °C		kW	2.80	3.60	3.80	4.40	5.50
Input power heating	Nominal (Min - Max)	kW	0.70 (0.17 - 1.31)	0.92 (0.17 - 1.82)	1.35 (0.22 - 2.15)	1.44 (0.34 - 2.50)	2.45 (0.40 - 2.85)
Annual energy consumption [3]		kWh/a	871	1145	1237	1400	1925
Indoor unit			**CS-Z25TKEA**	**CS-Z35TKEA**	**CS-Z42TKEA**	**CS-Z50TKEA**	**CS-Z71TKEA**
Power source		V	230	230	230	230	230
Recommended fuse		A	16	16	16	16	20
Connection indoor / outdoor		mm²	4 x 1.5	4 x 1.5	4 x 1.5	4 x 2.5	4 x 2.5
Air flow	Cool / Heat	m³/min	10.4 / 11.7	10.7 / 12.4	18.2 / 20.2	19.2 / 21.3	20.2 / 21.0
Moisture removal volume		L/h	1.5	2.0	2.4	2.8	4.1
Sound pressure [4]	Cool (Hi / Lo / Q-Lo)	dB(A)	39 / 25 / 21	42 / 28 / 21	43 / 32 / 29	44 / 37 / 30	47 / 38 / 35
	Heat (Hi / Lo / Q-Lo)	dB(A)	41 / 27 / 22	43 / 30 / 22	44 / 35 / 29	44 / 37 / 30	47 / 38 / 35
Dimension	H x W x D	mm	295 x 919 x 194	295 x 919 x 194	302 x 1120 x 236	302 x 1120 x 236	302 x 1120 x 236
Net weight		kg	9	10	12	12	13
Recommended Fuse		A	10	10	16	16	20
Outdoor unit			**CU-Z25TKEA**	**CU-Z35TKEA**	**CU-Z42TKEA**	**CU-Z50TKEA**	**CU-Z71TKEA**
Sound pressure [4]	Cool / Heat (Hi)	dB(A)	46 / 48	48 / 50	48 / 50	48 / 50	52 / 54
Dimension [5]	H x W x D	mm	619 x 824 x 299	619 x 824 x 299	619 x 824 x 299	695 x 875 x 320	695 x 875 x 320
Net weight		kg	37	38	38	43	49
Pipe diameter	Liquid pipe	Inch (mm)	1/4 (6.35)	1/4 (6.35)	1/4 (6.35)	1/4 (6.35)	1/4 (6.35)
	Gas pipe	Inch (mm)	3/8 (9.52)	3/8 (9.52)	1/2 (12.70)	1/2 (12.70)	5/8 (15.88)
Pipe length range		m	3 ~ 20	3 ~ 20	3 ~ 20	3 ~ 30	3 ~ 30
Elevation difference (in/out) [6]		m	15	15	15	15	20
Pipe length for additional gas		m	7.5	7.5	7.5	7.5	10
Additional gas amount		g/m	10	10	10	15	25
Refrigerant (R32) / CO_2 Eq.		kg / T	0.96 / 0.648	1.00 / 0.675	1.08 / 0.729	1.15 / 0.776	1.32 / 0.891
Operating range	Cool Min ~ Max	°C	-20 ~ +43	-20 ~ +43	-20 ~ +43	-20 ~ +43	-20 ~ +43
	Heat Min ~ Max	°C	-15 ~ +24	-15 ~ +24	-15 ~ +24	-15 ~ +24	-15 ~ +24
Kit RRP		**£**	**1,030**	**1,182**	**1,145**	**1,492**	**2,022**
Indoor unit RRP		£	334	368	472	505	697
Outdoor unit RRP		£	696	814	943	987	1,325

Accessories		RRP £
CZ-TACG1*	Wi-Fi adapter for smart control via Panasonic Comfort Cloud App	**103**
CZ-CAPRA1*	RAC interface adapter for integration into P-Link	**147**
PAW-SERVER-PKEA*	PCB for installation in server rooms with security	**217**

Accessories		RRP £
PAW-WTRAY	Tray for condenser water compatible with outdoor elevation platform	**122**
PAW-GRDBSE20	Outdoor base ground support for noise and vibration absorption	**112**
PAW-GRDSTD40	Outdoor elevation platform 400 x 900 x 400 mm	**112**

1) EER and COP calculation is based in accordance to EN14511. 2) Energy Label Scale from A+++ to D. 3) The annual energy consumption is calculated in accordance to EU/626/2011. 4) The sound pressure of the indoor unit shows the value measured of a position 1 m in front of the main body and 0,8 m below the unit. For outdoor unit 1 m in front and 1 m in rear side of main body. The sound pressure is measured in accordance with JIS C 9612. Q-Lo: Quiet mode. Lo: The lowest set fan speed. 5) Add 70 mm for piping port. 6) When installing the outdoor unit at a higher position than the indoor unit.
* Only one of these can be used at a time.

SEER and SCOP: For KIT-Z25-TKEA. SUPER QUIET: For KIT-Z25-TKEA. INTERNET CONTROL: Optional.

Rating Conditions: Cooling Indoor 27 °C DB / 19 °C WB. Cooling Outdoor 35 °C DB / 24 °C WB. Heating Indoor 20 °C DB. Heating Outdoor 7 °C DB / 6 °C WB. (DB: Dry Bulb; WB: Wet Bulb).
Specifications subject to change without notice. For detailed information about ErP / Energy Labelling, please visit our websites www.aircon.panasonic.eu or www.ptc.panasonic.eu.

Panasonic ventilation solutions

Increase the efficiency of an installation with the use of AHU ventilation and a wide range of air curtains.

Electric air curtain

			FY-3009U1	FY-3012U1	FY-3015U1
Width		mm	900	1200	1500
Voltage		V	220	220	220
Air flow	Hi / Lo	m³/h	1100/920	1400/1270	2000/1800
Consumption	Hi / Lo	W	76/70	94/85	131/110
Current	Hi / Lo	A	0,35/0,32	0,43/0,40	0,59/0,50
Air speed	Hi / Lo	m/s	10,50/8,50	9,50/8,00	10,50/9,50
Sound pressure		dB(A)	48,5/45,0	48,5/44,5	51,5/48,0
Dimension / Net weight	H x W x D	mm / kg	900 x 231,5 x 212/12,0	1200 x 231,5 x 212/14,5	1500 x 231,5 x 212/18,0
RRP		**£**	**625**	**700**	**820**

Air curtain with DX Coil

Outdoor unit			7,1 kW	10,0 kW	14,0 kW	20,0 kW
Air outlet height 2,7 m			**PAW-10PAIRC-LS**	**PAW-15PAIRC-LS**	**PAW-20PAIRC-LS**	**PAW-25PAIRC-LS**
Cooling capacity [1]	Max	kW	6,1	9,7	13,0	17,0
Heating capacity [2]	Max	kW	7,9	12,0	15,0	19,0
Air flow	High	m³/h	1800	2700	3600	4500
Heat Exchanger	Volume	L	1,67	2,85	3,94	5,03
Electric consumption fan	230 V / 50Hz	kW	0,30	0,50	0,60	0,80
Current	230 V / 50Hz	A	2,10	3,10	4,10	5,10
Sound pressure [3]	Max	dB(A)	65	66	67	69
Air outlet height 3,0 m			**PAW-10PAIRC-HS**	**PAW-15PAIRC-HS**	**PAW-20PAIRC-HS**	**PAW-25PAIRC-HS**
Cooling capacity [1]	Max	kW	9,1	13,0	19,5	23,7
Heating capacity [2]	Max	kW	11,8	15,8	23,6	27,6
Air flow	High	m³/h	2700	3600	5400	6300
Heat Exchanger	Volume	L	1,67	2,85	3,94	5,12
Electric consumption fan	230 V / 50Hz	kW	0,75	1,00	1,50	1,75
Current	230 V / 50Hz	A	4,10	5,50	8,20	9,60
Sound pressure [3]	Max	dB(A)	66	67	68	68
Common data						
Dimension [4]	H x W x D	mm	260 (+140) x 1000 x 460	260 (+140) x 1500 x 460	260 (+140) x 2000 x 460	260 (+140) x 2500 x 460
Net weight	Air outlet height 2,7 m	kg	50	65	80	95
	Air outlet height 3,0 m	kg	55	65	85	110
Fan type			EC	EC	EC	EC
Pipe diameter	Liquid pipe / Gas pipe	Inch (mm)	3/8 (9,52) / 5/8 (15,88)	3/8 (9,52) / 3/4 (19,05)	3/8 (9,52) / 7/8 (22,22)	3/8 (9,52) / 7/8 (22,22)
Door width		m	1,0	1,5	2,0	2,5
Refrigerant			R32 / R410A	R32 / R410A	R32 / R410A	R32 / R410A
RRP air outlet height 2,7 m		**£**	**6,768**	**7,894**	**8,900**	**9,972**
RRP air outlet height 3,0 m		**£**	**7,053**	**8,119**	**9,294**	**10,178**

Accessories		RRP £
PAW-AIR1-DP	Optional drain pump	**458**

1) Cooling capacity DX Coil, air temperature in/out +27/+18 °C, R32 and R410. 2) Heating capacity condenser, air temperature in/out +20/+33 °C, R32 and R410. In the case of lower outdoor temperatures, an outdoor model with higher capacity may be necessary. 3) Measured in distance up to 5,0 m, direction factor 2, absorbing surfaces 200 m², Min / Max air volume. 4) 140 mm is the height of an electrical box if it is installed on the top.

AHU connection kit

		RRP £
PAW-280PAH2	AHU Kit for 3,6 to 25 kW (IP 65, 0-10 V demand control*, outdoor temperature shift compensation, cold draft prevention)	**1,462**
PAW-280PAH2M	AHU Kit for 3,6 to 25 kW (IP 65, 0-10 V demand control)*	**1,243**
PAW-280PAH2L	AHU Kit for 3,6 to 25 kW (IP 65)	**1,110**

* With CZ-CAPBC2.

NEW 2021

AHU connection kit for PACi NX

		RRP £
PAW-280PAH3M	NEW AHU Kit for PACi NX 3,6 to 14,0 kW (IP 65, 0-10 V demand control)	**TBC**

Accessories and control

Branch Pipes, Header

Branch pipe.

CZ-P224BK2BM — 73 £

Branch pipe (from 22,4 kW to 68 kW).

CZ-P680BK2BM — 94 £



Header.

CZ-P3HPC2BM — 194 £

Outdoor accessories

Tray for condenser water compatible with outdoor elevation platform.

PAW-WTRAY — 122 £

Outdoor elevation platform.
Dimension (H x W x D): 400 x 900 x 400 mm

PAW-GRDSTD40 — 112 £

Outdoor base ground support for noise and vibration absorption.
Dimension (H x W x D): 600 x 95 x 130 mm
Weight: 500 kg

PAW-GRDBSE20 — 112 £



Wind protection shield for U-71PZH2E5/8, U-71PE1E5A/8A and U-100/125PEY1E5/8.

PAW-WPH9* — TBC £

Wind protection shield for U-100/125/140PZH2E5/8, U-100/125/140PE1E5A/8A and U-140PEY1E8.

PAW-WPH7* — TBC £

Panels

Standard panel for 4 way 90x90 cassette.

CZ-KPU3W — 184 £

Econavi panel for 4 way 90x90 cassette.

CZ-KPU3AW — 251 £

Panel for 60x60 cassette size 700 x 700 mm.

CZ-KPY3AW — 210 £

Panel for 60x60 cassette size 625 x 625 mm.

CZ-KPY3BW — 202 £

nanoe X Generator Mark 1 kit for 4 way 90x90 cassette PU2 type.

CZ-CNEXU1 — 130 £

Sensors

Econavi energy savings sensor.

CZ-CENSC1 — 135 £

Remote temperature sensor.

CZ-CSRC3 — 97 £

Plenums



Air inlet plenum for S . .PF1E5B 60 & 71.

CZ-DUMPA90MF2 — 244 £

Air inlet plenum for S . .PF1E5B 100, 125 & 140.

CZ-DUMPA160MF2 — 263 £

Air outlet plenum for S . .PF1E5B 36, 45 & 50 and S-3650PF3E.

CZ-56DAF2 — 156 £

Air outlet plenum for S . .PF1E5B 60 & 71 and S-6071PF3E.

CZ-90DAF2 — 191 £

Air outlet plenum for S . .PF1E5B 100, 125 & 140 and S-1014PF3E.

CZ-160DAF2 — 219 £

Air outlet plenum for S-200PE2E5.

CZ-TREMIESPW705 — 626 £

Air outlet plenum for S-250PE2E5.

CZ-TREMIESPW706 — 662 £

VRF Smart Connectivity+

Remote controller Panasonic Net Con, RH, No PIR, R1/R2.

SER8150R0B1194 — 468 £

Remote controller Panasonic Net Con, RH, PIR, R1/R2.

SER8150R5B1194 — 500 £

Wireless ZigBee® Pro module / Green Com card.

VCM8000V5094P — 167 £

Hotel Room Expansion Module 14 indoor units.

HRCEP14R — 297 £

Hotel Room Controller 28 indoor units.

HRCPBG28R — 791 £

Hotel Room Controller w/ Display 42 indoor units.

HRCPDG42R — 1,009 £

Door / window wireless sensor.

SED-WDC-G-5045 — 192 £

Wall / ceiling (motion) wireless sensor.

SED-MTH-G-5045 — 234 £

Accessories and control

CO_2 sensor.

SED-CO2-G-5045 — 604 £

Sensor with room temperature and humidity.

SED-TRH-G-5045 — 189 £

Water leakage sensor.

SED-WLS-G-5045 — 182 £

Cover frame. Silver.

FAS-00 — 37 £

Cover frame. Glossy translucent white.

FAS-03 — 68 £

Cover frame. Dark brown wood.

FAS-06 — 52 £

Cover frame. Brushed steel finish.

FAS-10 — 68 £

Cover frame. White.

FAS-01 — 37 £

Cover frame. Light tan wood.

FAS-05 — 52 £

Cover frame. Dark black wood.

FAS-07 — 52 £

Controller and touch controllers for hotels with dry contacts

Modbus RS-485 touch room controller with I/O, White.

PAW-RE2C4-MOD-WH — 401 £

Touch display control with 2 digital inputs, White.

PAW-RE2D4-WH — 245 £

Modbus RS-485 touch room controller with I/O, Black.

PAW-RE2C4-MOD-BK — 401 £

Touch display control with 2 digital inputs, Black.

PAW-RE2D4-BK — 245 £

Hotel sensors for dry contacts

Wall motion sensor 24 V.

PAW-WMS-DC — 167 £

Wall motion sensor 240 V AC.

PAW-WMS-AC — 167 £

Ceiling motion sensor 24 V.

PAW-CMS-DC — 167 £

Ceiling motion sensor 240 V AC.

PAW-CMS-AC — 167 £

Power supply 24 V.

PAW-24DC — 52 £

Door or window contact.

PAW-DWC — 16 £

Centralised controls

System controller for 64 indoor units with weekly timer.

CZ-64ESMC3 — 692 £

Central ON/OFF controller, up to 16 groups, 64 indoor units.

CZ-ANC3 — 468 £

Intelligent controller (touch screen/web server) to control up to 256 indoors with included load distribution ratio (LDR).

CZ-256ESMC3 — 2,600 £

Panasonic AC Smart Cloud

Panasonic AC Smart Cloud. Cloud internet control. Up to 128 groups. Controls 128 units.

CZ-CFUSCC1 — 1,352 £

Accessories interfaces

Modbus Interface for 16 indoors.

PAW-AC2-MBS-16P — 2,028 £

Modbus Interface for 64 indoors.

PAW-AC2-MBS-64P — 2,912 £

Modbus Interface for 128 indoors.

PAW-AC2-MBS-128P — 3,900 £

KNX Interface for 16 indoors.

PAW-AC2-KNX-16P — 2,028 £

KNX Interface for 64 indoors.

PAW-AC2-KNX-64P — 2,912 £

BACnet Interface for 16 indoors.

PAW-AC2-BAC-16P — 2,028 £

BACnet Interface for 64 indoors.

PAW-AC2-BAC-64P — 2,912 £

BACnet Interface for 128 indoors.

PAW-AC2-BAC-128P — 3,900 £

Commercial Wi-Fi Adaptor.

CZ-CAPWFC1 — 158 £

KNX Interface.

PAW-RC2-KNX-1i — 314 £

Modbus Interface.

PAW-RC2-MBS-1 — 314 £

Modbus interface to control 4 indoor/groups.

PAW-RC2-MBS-4 — 728 £

Accessories and control

Modbus RTU to TCP gateway.

PAW-MBS-TCP2RTU — 884 £

BACnet Interface.

PAW-RC2-BAC-1 — 520 £

Wi-Fi adapter for smart control via Panasonic Comfort Cloud App.

CZ-TACG1 — 103 £

RAC interface adapter for integration into P-Link, plus external input and alarm/status output.

CZ-CAPRA1 — 147 £

Centralised controls. Connection with 3rd party controller

Serial parallel device controlling outdoor units, up to 4 units.

CZ-CAPDC2* — 538 £

Adaptor for ON/OFF control of external devices.

CZ-CAPC3 — 297 £

Mini series parallel device controlling indoor units, maximum 1 group and 8 indoor unit.

CZ-CAPBC2* — 249 £

Communication Adaptor. Up to 128 groups. Controls 128 units.

CZ-CFUNC2 — 1,092 £

Individual controls

CONEX wired remote controller (non-wireless).

CZ-RTC6 — 129 £

CONEX wired remote controller with Bluetooth®.

CZ-RTC6BL — 155 £

CONEX wired remote controller with Wi-Fi and Bluetooth®

CZ-RTC6BLW** — 219 £

Design wired remote controller with Econavi function and datanavi.

CZ-RTC5B — 109 £

Infrared remote controller for 4 way 90x90 cassette.

CZ-RWS3 + CZ-RWRU3W — 248 £

Infrared remote controller for wall-mounted and 4 Way 60x60 with panel.

CZ-RWS3 — 97 £

Infrared remote controller for ceiling.

CZ-RWS3 + CZ-RWRT3 — 248 £

Infrared remote controller for all indoor units.

CZ-RWS3 + CZ-RWRC3 — 248 £

Accessories PCB

T10 interface PCB with digital and relay connections.

PAW-T10 — 89 £

PCB for server room application, control of 3 PACi units, redundancy, backup, etc.

PAW-PACR3* — 1,575 £

Redundancy of 2 units PKEA or TKEA.

PAW-SERVER-PKEA — 217 £

Accessories cables

Cable for all the T10 functions.

CZ-T10 — 42 £

Cable to operate external EC fan.

PAW-FDC — 42 £

Cable for all option monitoring signals.

PAW-OCT — 42 £

Cable with force thermo OFF/ leakage detection.

PAW-EXCT — 42 £

PRO-HT Tank accessories

Tank controller for PACi system.

PAW-VP-RTC5B-PAC — 1,253 £

Additional heater.

PAW-IU29/39 — 552/718 £

* Not compatible with PACi NX Series.
** Only compatible with PACi NX Series.

ECO i EX

ECO i

ECO G

Commercial VRF Systems

Professional solutions for commercial projects. Panasonic VRF System is specifically designed for energy saving, easy installation and high efficiency performance, with a wide choice of outdoor and indoor unit models and unique features which are designed for the most demanding offices and big buildings.

VRF outdoor units range	→ 108
Mini ECOi LZ2 Series R32	→ 110
Mini ECOi LE Series R410A	→ 114
2-Pipe ECOi EX ME2 Series	→ 118
3-Pipe ECOi EX MF3 Series	→ 124
2-Pipe ECO G GE3 Series	→ 128
3-Pipe ECO G GF3 Series	→ 131
Panasonic GHP/EHP Hybrid System	→ 132
Water heat exchanger for chilled and hot water production	→ 134
ECOi and ECO G systems indoor units range	→ 136
U2 Type 4 way 90x90 cassette • R32/R410A	→ 139
Y2 Type 4 way 60x60 cassette • R32/R410A	→ 140
L1 Type 2 way cassette • R410A	→ 141
D1 Type 1 way cassette • R410A	→ 142
F3 Type variable static pressure adaptive duct • R410A	→ 143
M1 Type slim variable static pressure hide-away concealed duct • R32/R410A	→ 144
E2 Type high static pressure hide-away • R410A	→ 145
Heat recovery with DX Coil • R410A	→ 146
T2 Type ceiling • R410A	→ 147
K2 Type wall-mounted • R32/R410A	→ 148
G1 Type floor console • R410A	→ 149
P1 Type floor-standing • R410A	→ 150
R1 Type concealed floor-standing • R410A	→ 150
Hydrokit for ECOi, water at 45 °C • R410A	→ 151
VRF Smart Connectivity+	→ 113
Panasonic AC Smart Cloud	→ 117
Slim 3-Pipe Control Box Kit / Multiple connection type	→ 126
Bringing nature's balance indoors	→ 138
PRO-HT Tank DHW	→ 152
BMS interface with P-Link	→ 153
Fan coils	→ 154
Panasonic ventilation solutions	→ 158
Control and connectivity	→ 160
Accessories and control	→ 162
Dimensions and tube sizes of branches and headers	→ 170

VRF outdoor units range

Page	Outdoor units	4 HP	5 HP	6 HP	8 HP	10 HP	12 HP
P. 110	NEW Mini ECOi LZ2 Series • R32	U-4LZ2E5 / U-4LZ2E8	U-5LZ2E5 / U-5LZ2E8	U-6LZ2E5 / U-6LZ2E8	U-8LZ2E8	U-10LZ2E8	
P. 114	Mini ECOi LE2 / LE1 Series	U-4LE2E5 / U-4LE2E8	U-5LE2E5 / U-5LE2E8	U-6LE2E5 / U-6LE2E8	U-8LE1E8	U-10LE1E8	
P. 118	2-Pipe ECOi EX ME2 Series				U-8ME2E8	U-10ME2E8	U-12ME2E8
P. 124	3-Pipe ECOi EX MF3 Series				U-8MF3E8	U-10MF3E8	U-12MF3E8
P. 130	2-Pipe ECO G GE3 Series						
P. 133	3-Pipe ECO G GF3 Series						
P. 134	GHP/EHP Hybrid System						

14 HP	16 HP	18 HP	20 HP	25 HP	30 HP
U-14ME2E8	U-16ME2E8	U-18ME2E8	U-20ME2E8		
U-14MF3E8	U-16MF3E8				
	U-16GE3E5		U-20GE3E5	U-25GE3E5	U-30GE3E5
	U-16GF3E5		U-20GF3E5	U-25GF3E5	
					U-20GES3E5 / U-10MES2E8

New Mini ECOi LZ2 Series R32

ECO i

For light commercial & residential use. The most flexible VRF system ever. Meeting the needs of light commercial applications.

1 Low GWP and less refrigerant

The new Mini ECOi LZ2 Series utiliSes environmentally friendly R32 refrigerant, reducing the total amount of refrigerant by 20 % and more, resulting in lower GWP, reduced by 75 %*.

* As a result of applying R32 while at the same time reducing the total refrigerant amount.

2 Outstanding efficiency at most challenging ambient conditions

Re-engineered for better efficiency, the LZ2 series produces extraordinary savings with SEER levels up to 8,5 and SCOP levels up to 5,05 (for 4 HP model). The large range of outdoor units from 12 kW to 28 kW can also work at extreme ambient temperatures, down to -20 °C in heating and up to 52 °C in cooling, providing a very wide range of operating ability.

3 More flexibility for your project

The ECOi LZ2 series provides ease of installation with long piping lengths and small footprints in a lightweight body. A variety of indoor units, supporting an optional refrigerant leak detector, increases the options for installers. A wide range of individual and central controllers, the new generation Smart and Service Cloud as well as apps for end users and installers provide a fully customizable monitoring and controlling solution.

WIDE OPERATING RANGE
-20 °C in heating to 52 °C in cooling

8.5 SEER | 5.05 SCOP
EXTRAORDINARY SAVINGS

ECOi LZ2 mini VRF series from 12 to 28 kW

- Low GWP and -20 % less refrigerant
- Improved connectivity with CONEX remote controllers and app support, Smart and Service Cloud applications along with a wide range of communication protocols for BMS integration
- Increased indoor/outdoor capacity ratio up to 150 %
- Quiet mode operation with low capacity drop
- Same Panasonic DNA with Panasonic compressors and precise temperature control due to discharge temperature sensors in the indoor units
- Improving protection 24/7 with nanoe™ X integrated indoor units

NEW Mini ECOi LZ2 Series 4 to 6 HP • R32

Outstanding efficiency in a compact body and continuous operation even at extreme ambient temperatures.

NEW 2021

Available Mar 21

HP			4 HP	5 HP	6 HP	4 HP	5 HP	6 HP
Outdoor units			**U-4LZ2E5**	**U-5LZ2E5**	**U-6LZ2E5**	**U-4LZ2E8**	**U-5LZ2E8**	**U-6LZ2E8**
Power supply	Voltage	V	220 - 230 - 240	220 - 230 - 240	220 - 230 - 240	380 - 400 - 415	380 - 400 - 415	380 - 400 - 415
	Phase		Single phase	Single phase	Single phase	Three phase	Three phase	Three phase
	Frequency	Hz	50	50	50	50	50	50
Cooling capacity		kW	12.1	14.0	15.5	12.1	14.0	15.5
EER [1]		W/W	4.53	4.12	3.88	4.53	4.12	3.88
SEER [2]			**8.50**	**8.12**	**7.71**	**8.50**	**8.12**	**7.71**
Running current cooling		A	13.30 - 12.80 - 12.20	16.90 - 16.20 - 15.50	19.60 - 18.70 - 18.00	4.37 - 4.15 - 4.00	5.50 - 5.23 - 5.04	6.44 - 6.12 - 5.89
Input power cooling		kW	2.67	3.40	4.00	2.67	3.40	4.00
Heating capacity		kW	12.5	16.0	16.5	12.5	16.0	16.5
COP [1]		W/W	5.27	4.71	4.42	5.27	4.71	4.42
SCOP [2]			**5.05**	**4.61**	**4.59**	**5.05**	**4.61**	**4.59**
Running current heating		A	12.00 - 11.40 - 11.00	16.90 - 16.20 - 15.50	18.50 - 17.70 - 17.00	3.91 - 3.71 - 3.58	5.50 - 5.22 - 5.03	6.02 - 5.72 - 5.51
Input power heating		kW	2.37	3.40	3.73	2.37	3.40	3.73
Starting current		A	1.0	1.0	1.0	1.0	1.0	1.0
Maximum current		A	19.6	23.7	26.5	7.2	9.2	9.9
Recommended Fuse		A	25	30	35	15	15	15
Maximum input power		kW	3.92 - 4.10 - 4.28	4.76 - 4.98 - 5.19	5.41 - 5.66 - 5.90	4.40 - 4.63 - 4.80	5.69 - 5.99 - 6.22	6.15 - 6.47 - 6.72
Maximum number of connectable indoor units [3]			7 (10)	8 (12)	9 (12)	7 (10)	8 (12)	9 (12)
External static pressure		Pa	0 ~ 35	0 ~ 35	0 ~ 35	0 ~ 35	0 ~ 35	0 ~ 35
Air flow		m³/min	69	72	74	69	72	74
Sound pressure	Cool	dB(A)	52	53	54	52	53	54
	Cool (Silent 1/2/3/4)	dB(A)	49/47/45	50/48/46	51/49/47	49/47/45	50/48/46	51/49/47
	Heat	dB(A)	54	56	56	54	56	56
Sound power	Cool / Heat	dB(A)	69/72	70/74	72/75	69/72	70/74	72/75
Dimension	H x W x D	mm	996 x 980 x 370	996 x 980 x 370	996 x 980 x 370	996 x 980 x 370	996 x 980 x 370	996 x 980 x 370
Net weight		kg	94	94	94	94	94	94
Pipe diameter	Liquid pipe	Inch (mm)	3/8 (9.52)	3/8 (9.52)	3/8 (9.52)	3/8 (9.52)	3/8 (9.52)	3/8 (9.52)
	Gas pipe	Inch (mm)	5/8 (15.88)	5/8 (15.88)	5/8 (15.88)	5/8 (15.88)	5/8 (15.88)	5/8 (15.88)
Maximum piping length (total)		m	90 (180)	90 (180)	90 (180)	90 (180)	90 (180)	90 (180)
Elevation difference (in/out)		m	50 (Outdoor unit upper) / 40 (Outdoor unit lower)	50 (Outdoor unit upper) / 40 (Outdoor unit lower)	50 (Outdoor unit upper) / 40 (Outdoor unit lower)	50 (Outdoor unit upper) / 40 (Outdoor unit lower)	50 (Outdoor unit upper) / 40 (Outdoor unit lower)	50 (Outdoor unit upper) / 40 (Outdoor unit lower)
Refrigerant (R32)		kg	2.7	2.7	2.7	2.7	2.7	2.7
Maximum allowable indoor / outdoor capacity ratio [4]		%	50 ~ 150 (130)	50 ~ 150 (130)	50 ~ 150 (130)	50 ~ 150 (130)	50 ~ 150 (130)	50 ~ 150 (130)
Operating range	Cool Min ~ Max	°C	-10 ~ 52	-10 ~ 52	-10 ~ 52	-10 ~ 52	-10 ~ 52	-10 ~ 52
	Heat Min ~ Max	°C	-20 ~ 18	-20 ~ 18	-20 ~ 18	-20 ~ 18	-20 ~ 18	-20 ~ 18
RRP		**£**	**3,389**	**3,631**	**4,025**	**3,628**	**4,105**	**4,419**

1) EER and COP calculation is based in accordance to EN14511. 2) SEER/SCOP is calculated based on the seasonal space cooling/heating efficiency "Ð" values of the COMMISSION REGULATION (EU) 2016/2281. SEER. SCOP = (Ð + Correction) × PEF. 3) The number in parenthesis indicates maximum number of connectable indoor unit in case of 1.5kW indoor unit's connection. 4) The number in parenthesis indicates maximum allowed indoor/outdoor capacity ratio in case of 1.5 kW indoor unit's connection.

Minimum environmental impact

Panasonic has designed the LZ2 series in order to minimise the environmental impact of the system. Low GWP refrigerant R32 and highest efficiency levels, ensure this through the total operational lifetime.

For the most challenging spaces

The new Mini ECOi LZ2 R32 VRF system is the ideal solution to fit into any application thanks to its compact design and long piping length support.

Technical focus

- SEER levels up to 8.5 and SCOP levels up to 5.05 (for 4 HP model)
- Continuous operation at extreme ambient temperatures: -20 °C (heating) to 52 °C (cooling)
- Wide range of connectable units
- New and unique indoors with nanoe™ X, with hydroxyl radicals contained in water
- Allowing wide range of installations with and without refrigerant mitigation
- Flexible mitigation measures, with leak detector/alarm to be installed only when required

R32 | INVERTER+ | R2 ROTARY COMPRESSOR | BLUEFIN | -10°C COOLING MODE | -20°C HEATING MODE | AUTOMATIC RESTART | R22 R410A → R32 R22/R410A RENEWAL | PANASONIC AC SMART CLOUD | OPTIONAL WLAN

INTERNET CONTROL: Optional.

Rating Conditions: Cooling Indoor 27 °C DB / 19 °C WB. Cooling Outdoor 35 °C DB / 24 °C WB. Heating Indoor 20 °C DB. Heating Outdoor 7 °C DB / 6 °C WB. (DB: Dry Bulb; WB: Wet Bulb).
Specifications subject to change without notice. For detailed information about ErP / Energy Labelling, please visit our websites www.aircon.panasonic.eu or www.ptc.panasonic.eu.

NEW Mini ECOi LZ2 Series 8 and 10 HP • R32

Introducing the widest range of R32 Mini VRF.

NEW 2021

Available Mar 21

HP			8 HP	10 HP
Outdoor units			**U-8LZ2E8**	**U-10LZ2E8**
Power supply	Voltage	V	380 - 400 - 415	380 - 400 - 415
	Phase		Three phase	Three phase
	Frequency	Hz	50	50
Cooling capacity		kW	22.4	28.0
EER [1]		W/W	3.84	3.47
SEER [2]			**7.56**	**7.08**
Running current cooling		A	9.73 - 9.25 - 8.91	13.2 - 12.5 - 12.1
Input power cooling		kW	5.83	8.07
Heating capacity		kW	25.0	28.0
COP [1]		W/W	4.30	4.47
SCOP [2]			**4.59**	**4.60**
Running current heating		A	9.81 - 9.32 - 8.98	10.5 - 9.93 - 9.57
Input power heating		kW	5.81	6.26
Starting current		A	1.0	1.0
Maximum current		A	13.7	19.5
Recommended Fuse		A	25	30
Maximum input power		kW	8.21 - 8.64 - 8.96	11.9 - 12.6 - 13.0
Maximum number of connectable indoor units [3]			16	16
External static pressure		Pa	0 ~ 35	0 ~ 35
Air flow		m^3/min	158	167
Sound pressure	Cool	dB(A)	59.0	60.0
	Cool (Silent 1/2/3/4)	dB(A)	56.0/54.0/52.0	57.0/55.0/53.0
	Heat	dB(A)	—	—
Sound power	Cool / Heat	dB(A)	72/—	74/—
Dimension	H x W x D	mm	1500 x 980 x 370	1500 x 980 x 370
Net weight		kg	125	126
Pipe diameter	Liquid pipe	Inch (mm)	3/8 (9.52)	3/8 (9.52)
	Gas pipe	Inch (mm)	3/4 (19.05)	7/8 (22.22)
Maximum piping length (total)		m	100 (300)	100 (300)
Elevation difference (in/out)		m	50 (Outdoor unit upper) / 40 (Outdoor unit lower)	50 (Outdoor unit upper) / 40 (Outdoor unit lower)
Refrigerant (R32)		kg	4.9	5.1
Maximum allowable indoor / outdoor capacity ratio [4]		%	50 ~ 150 (130)	50 ~ 150 (130)
Operating range	Cool Min ~ Max	°C	-10 ~ 52	-10 ~ 52
	Heat Min ~ Max	°C	-20 ~ 18	-20 ~ 18
RRP		**£**	**5,758**	**6,315**

1) EER and COP calculation is based in accordance to EN14511. 2) SEER/SCOP is calculated based on the seasonal space cooling/heating efficiency "Ð" values of the COMMISSION REGULATION (EU) 2016/2281. SEER. SCOP = (Ð + Correction) × PEF. 3) The number in parenthesis indicates maximum number of connectable indoor unit in case of 1.5kW indoor unit's connection. 4) The number in parenthesis indicates maximum allowed indoor/outdoor capacity ratio in case of 1.5 kW indoor unit's connection.

Perfect fit for small to medium size projects

8 and 10 HP LZ2 Mini VRF units bring in the total benefits of a VRF system in a smaller application. You can enjoy advanced individual and central VRF control options including the revolutionary Panasonic AC Smart Cloud and AC Service Cloud.

For the most difficult conditions

New ECOi LZ2 series are able to operate at the hardest conditions from -20 °C up to +52 °C providing continuous and efficient, heating and cooling for your space all year long.

Technical focus

- SEER levels up to 7.56 and SCOP levels up to 4.59 (for 8 HP model)
- Continuous operation at extreme ambient temperatures: -20 °C (heating) to 52 °C (cooling)
- Widest range of connectable units in R32 VRF
- New and unique indoors with nanoe™ X, with hydroxyl radicals contained in water
- Allowing wide range of installations with and without refrigerant mitigation
- Flexible mitigation measures, with leak detector/alarm to be installed only when required

R32 | INVERTER+ | R2 ROTARY COMPRESSOR | BLUEFIN | -10°C COOLING MODE | -20°C HEATING MODE | AUTOMATIC RESTART | R22 R410A R22 RENEWAL | PANASONIC AC SMART CLOUD | OPTIONAL WLAN

INTERNET CONTROL: Optional.

Rating Conditions: Cooling Indoor 27 °C DB / 19 °C WB. Cooling Outdoor 35 °C DB / 24 °C WB. Heating Indoor 20 °C DB. Heating Outdoor 7 °C DB / 6 °C WB. (DB: Dry Bulb; WB: Wet Bulb).
Specifications subject to change without notice. For detailed information about ErP / Energy Labelling, please visit our websites www.aircon.panasonic.eu or www.ptc.panasonic.eu.

VRF Smart Connectivity+

The future of Control.
VRF Smart Connectivity+ offers efficient energy management and a new air conditioning control solution with high IAQ (Indoor Air Quality).

Energy Management System for Rooms	Each room is monitored by high-precision sensors, making it possible to make every room's temperature comfortable without wasting energy.
Management System for the Entire Building	A Building Energy Management System (BEMS) can also be connected for Plug & Play centralised control of the building's entire energy consumption.

Connect to the future. VRF Smart Connectivity+

Through thorough energy management, Panasonic's VRF Smart Connectivity+ is a completely new, state-of-the-art solution providing energy saving and comfort as well as simple installation, operation and running.

Panasonic, passionately pursuing the ultimate in energy saving through the application of cutting-edge technology, and Schneider Electric, an advanced global energy management specialist offering innovative control systems. This collaboration has set the new standard for creating the next generation of contemporary buildings.

Smart connectivity devices

Door/window sensor.
SED-WDC-G-5045

Wall/ceiling motion/ temperature/ humidity sensor.
SED-MTH-G-5045

CO_2 temperature/ humidity sensor.
SED-CO2-G-5045

Water leakage sensor.
SED-WLS-G-5045

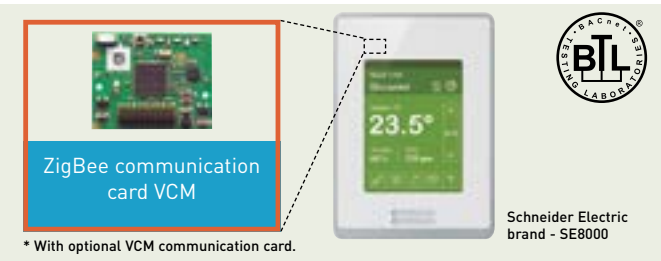

Features

- Up to 5-year battery life batteries included
- Battery life of CO_2 sensor up to 10-year.
- Battery level is a data point
- Sensor points visible when SE8000 is integrated via BACnet MS/TP
- Sensor status and battery level visible when SE8150 is integrated via ZigBee® Pro
- Integration to BMS only recommended when each MPM is connected to Ethernet and set as a ZigBee® Coordinator node

Mini ECOi LE Series R410A

ECO i

For light commercial & residential use. The most flexible VRF system ever. Meeting the needs of light commercial applications.

1 Efficiency energy control

Upgraded outdoor units deliver high efficiency rating and reduced energy costs.

2 Space saving

Ideal for commercial locations with limited space such as banks and shops. Compact units integrate easily and discreetly into building design.

3 Flexible installation

Reduced installation time thanks to compact units and extra long piping without additional refrigeration charge. High external static pressure 35Pa and small chassis increase installation options.

7.9 SEER | 4.9* SCOP

INDUSTRY LEADING EFFICIENCY

6.4* SEER

4.3 SCOP

Compact design: LE2 Series - 4 / 5 / 6 HP

- Extraordinary energy saving: 7.9 SEER and 4.9 SCOP (4 HP)*
- 50 m piping length without additional refrigerant charge
- Quiet operation mode with 4 levels
- High COP mode option

* SEER/SCOP is calculated based on the seasonal space cooling/heating efficiency "η" values of the COMMISSION REGULATION (EU) 2016/2281. SEER, SCOP = (η + Correction) × PEF.

LE1 Series - 8 / 10 HP

- 60 % smaller than ECOi ME2 8 / 10 HP with vertical flow type
- Flexible piping length (Total: 300 m, Furthest: 150 m)
- Maximum number of connectable indoor units: 15

Key features for LE2 / LE1.

High external static pressure 35Pa — Full range of ECOi indoor units and controllers — Variable evaporation temperature control as standard — Connectable maximum indoor / outdoor capacity ratio up to 130 % — Auto restart from outdoor units — Demand response (Peak cut) by optional parts — Suitable for R22 renewable projects

Mini ECOi LE2 Series High Efficiency 4 to 6 HP • R410A

Panasonic Mini ECOi. Extraordinary energy-saving.
The most compact ECOi system ever.

HP			4 HP	5 HP	6 HP	4 HP	5 HP	6 HP
Outdoor units			**U-4LE2E5**	**U-5LE2E5**	**U-6LE2E5**	**U-4LE2E8**	**U-5LE2E8**	**U-6LE2E8**
Power supply	Voltage	V	220 - 230 - 240	220 - 230 - 240	220 - 230 - 240	380 - 400 - 415	380 - 400 - 415	380 - 400 - 415
	Phase		Single phase	Single phase	Single phase	Three phase	Three phase	Three phase
	Frequency	Hz	50	50	50	50	50	50
Cooling capacity		kW	12.1	14.0	15.5	12.1	14.0	15.5
EER [1]		W/W	4.50	4.06	3.73	4.50	4.06	3.73
SEER [2]			**7.9**	**7.5**	**7.3**	**7.9**	**7.5**	**7.3**
Running current cooling		A	13.30 - 12.70 - 12.20	16.30 - 15.60 - 17.00	20.30 - 19.40 - 18.60	4.39 - 4.17 - 4.02	5.58 - 5.30 - 5.11	6.71 - 6.37 - 6.14
Input power cooling		kW	2.69	3.45	4.15	2.69	3.45	4.15
Heating capacity		kW	12.5	16.0	16.5	12.5	16.0	16.5
COP [1]		W/W	5.19	4.60	4.27	5.19	4.60	4.27
SCOP [2]			**4.9**	**4.4**	**4.2**	**4.9**	**4.4**	**4.2**
Running current heating		A	12.20 - 11.60 - 11.20	17.60 - 16.80 - 16.10	19.10 - 18.20 - 17.50	3.98 - 3.78 - 3.64	5.62 - 5.34 - 5.14	6.24 - 5.93 - 5.71
Input power heating		kW	2.41	3.48	3.86	2.41	3.48	3.86
Recommended Fuse		A	25	32	32			
Starting current		A	1.00	1.00	1.00	1.00	1.00	1.00
Maximum current		A	17.30	24.30	27.40	7.90	10.10	10.70
Maximum input power		kW	3.50 - 3.66 - 3.82	4.92 - 5.14 - 5.37	5.61 - 5.86 - 6.12	4.34 - 5.09 - 5.28	6.25 - 6.55 - 6.82	6.62 - 6.97 - 7.23
Maximum number of connectable indoor units [3]			7 (10)	8 (10)	9 (12)	7 (10)	8 (10)	9 (12)
External static pressure		Pa	0 ~ 35	0 ~ 35	0 ~ 35	0 ~ 35	0 ~ 35	0 ~ 35
Air flow		m³/min	69	72	74	69	72	74
Sound pressure	Cool	dB(A)	52	53	54	52	53	53
	Cool (Silent 1/2/3/4)	dB(A)	50.5/49/47/45	51.5/50/48/46	52.5/51/48/46	50.5/49/49/47	48.5/50/48/46	48.5/50/48/46
	Heat	dB(A)	54	56	56	54	56	56
Sound power	Cool / Heat	dB(A)	69/72	71/75	73/75	69/72	71/75	73/75
Dimension	H x W x D	mm	996 x 980 x 370	996 x 980 x 370	996 x 980 x 370	996 x 980 x 370	996 x 980 x 370	996 x 980 x 370
Net weight		kg	106	106	106	106	106	106
Pipe diameter	Liquid pipe	Inch (mm)	3/8 (9.52)	3/8 (9.52)	3/8 (9.52)	3/8 (9.52)	3/8 (9.52)	3/8 (9.52)
	Gas pipe	Inch (mm)	5/8 (15.88)	5/8 (15.88)	5/8 (15.88)	5/8 (15.88)	5/8 (15.88)	5/8 (15.88)
Maximum piping length (total)		m	150 (180)	150 (180)	150 (180)	150 (180)	150 (180)	150 (180)
Elevation difference (in/out)		m	50 (Outdoor unit upper) / 40 (Outdoor unit lower)	50 (Outdoor unit upper) / 40 (Outdoor unit lower)	50 (Outdoor unit upper) / 40 (Outdoor unit lower)	50 (Outdoor unit upper) / 40 (Outdoor unit lower)	50 (Outdoor unit upper) / 40 (Outdoor unit lower)	50 (Outdoor unit upper) / 40 (Outdoor unit lower)
Refrigerant (R410A) / CO_2 Eq.		kg / T	6.70 (14.40) / 13.9896	6.70 (14.40) / 13.9896	6.70 (14.40) / 13.9896	6.70 (14.40) / 13.9896	6.70 (14.40) / 13.9896	6.70 (14.40) / 13.9896
Maximum allowable indoor / outdoor capacity ratio		%	50 ~ 130	50 ~ 130	50 ~ 130	50 ~ 130	50 ~ 130	50 ~ 130
Operating range	Cool Min ~ Max	°C	-10 ~ +46	-10 ~ +46	-10 ~ +46	-10 ~ +46	-10 ~ +46	-10 ~ +46
	Heat Min ~ Max	°C	-20 ~ +18	-20 ~ +18	-20 ~ +18	-20 ~ +18	-20 ~ +18	-20 ~ +18
RRP		**£**	**3,227**	**3,458**	**3,833**	**3,455**	**3,909**	**4,208**

1) EER and COP calculation is based in accordance to EN14511. 2) SEER/SCOP is calculated based on the seasonal space cooling/heating efficiency "Ð" values of the COMMISSION REGULATION (EU) 2016/2281. SEER. SCOP = (Ð + Correction) × PEF. 3) In case of 1.5 kW indoor unit's connection. able to connect maximum 12 indoor units.

For light commercial use

Mini ECOi allows easier installation in condominiums and medium sized buildings with limited spaces. Utilising R410A and DC inverter technology, Panasonic offers VRF to a new and growing market.

Reduced height of 996 mm

In addition to raising efficiency, the outdoor unit has been designed to be as compact as possible. It can now be installed in places that were previously too small.

Technical focus

- Outstanding SEER and SCOP
- Better efficiency even compared to 2 fan outdoor units
- 50 m piping length free of refrigeration charge
- High static pressure 35Pa
- High COP mode selectable with maintenance remote controller
- Selectable silent mode

INVERTER+ | R2 ROTARY COMPRESSOR | BLUEFIN | -10°C COOLING MODE | -20°C HEATING MODE | AUTOMATIC RESTART | R22 → R410A R22 RENEWAL | PANASONIC AC SMART CLOUD | OPTIONAL WLAN

INTERNET CONTROL: Optional.

Rating Conditions: Cooling Indoor 27 °C DB / 19 °C WB. Cooling Outdoor 35 °C DB / 24 °C WB. Heating Indoor 20 °C DB. Heating Outdoor 7 °C DB / 6 °C WB. (DB: Dry Bulb; WB: Wet Bulb).
Specifications subject to change without notice. For detailed information about ErP / Energy Labelling, please visit our websites www.aircon.panasonic.eu or www.ptc.panasonic.eu.

Mini ECOi LE1 Series High Efficiency 8 and 10 HP • R410A

Prepare to be blown away by Panasonic's Mini VRF system.
The Mini VRF compact system is the ideal solution for minimum outdoor space. Panasonic extends the Mini VRF range by 8 and 10 HP units.

HP			8 HP	10 HP
Outdoor units			**U-8LE1E8**	**U-10LE1E8**
Power supply	Voltage	V	380 - 400 - 415	380 - 400 - 415
	Phase		Three phase	Three phase
	Frequency	Hz	50	50
Cooling capacity		kW	22.4	28.0
EER [1]		W/W	3.80	3.11
SEER [2]			**6.3**	**6.4**
Running current cooling		A	9.60 - 9.15 - 8.80	14.70 - 14.00 - 13.50
Input power cooling		kW	5.89	9.00
Heating capacity		kW	25.0	28.0
COP [1]		W/W	4.02	3.93
SCOP [2]			**4.2**	**4.3**
Running current heating		A	10.20 - 9.65 - 9.30	11.60 - 11.10 - 10.70
Input power heating		kW	6.22	7.13
Recommended Fuse		A	16 per phase	25 per phase
Starting current		A	1.00	1.00
Maximum current		A	13.70	19.60
Maximum input power		kW	9.16	13.10
Maximum number of connectable indoor units [3]			15	15
External static pressure		Pa	0 ~ 35	0 ~ 35
Air flow		m^3/min	150	160
Sound pressure	Cool	dB(A)	60	63
	Cool (Silent 1/2/3/4)	dB(A)	57/55/53	60/58/56
	Heat	dB(A)	64	65
Sound power	Cool / Heat	dB(A)	81/85	84/86
Dimension	H x W x D	mm	1500 x 980 x 370	1500 x 980 x 370
Net weight		kg	132	133
Pipe diameter	Liquid pipe	Inch (mm)	3/8 (9.52) [4] / 1/2 (12.70) [5]	3/8 (9.52) [4] / 1/2 (12.70) [5]
	Gas pipe	Inch (mm)	3/4 (19.05) [4] / 7/8 (22.22) [5]	7/8 (22.22) [4] / 1 (25.40) [5]
Maximum piping length (total)		m	7.5 ~ 150 (7.5 ~ 300)	7.5 ~ 150 (7.5 ~ 300)
Elevation difference (in/out)		m	50 (Outdoor unit upper) / 40 (Outdoor unit lower)	50 (Outdoor unit upper) / 40 (Outdoor unit lower)
Refrigerant (R410A) / CO_2 Eq.		kg / T	6.30 (24.00) / 13.1544	6.60 (24.00) / 13.7808
Maximum allowable indoor / outdoor capacity ratio		%	50 ~ 130	50 ~ 130
Operating range	Cool Min ~ Max	°C	-10 ~ +46	-10 ~ +46
	Heat Min ~ Max	°C	-20 ~ +18	-20 ~ +18
RRP		**£**	**5,483**	**6,014**

1) EER and COP calculation is based in accordance to EN14511. 2) SEER/SCOP is calculated based on the seasonal space cooling/heating efficiency "Ð" values of the COMMISSION REGULATION (EU) 2016/2281. SEER. SCOP = (Ð + Correction) × PEF. 3) If the heating utilized. it is necessary to increase 1 size with respect to the main liquid pipe. depending on the combination of the indoor unit. 4) Under 90 m for ultimate indoor unit. 5) Over 90 m for ultimate indoor unit. If the longest piping equivalent length exceeds 90 m. increase the sizes of the main tubes by 1 rank for gas and liquid pipes.

Increase external static pressure

When unit is installed on a narrow balcony, the fence at front side will be the obstacle. High external static pressure will overcome this obstacle and maintain operation capacity.

High ambient temperature performance

Cooling operation range up to 46 °C. The system can maintain the rated (100 %) capacity up to 40 °C by 8 HP model & up to 37 °C by 10 HP model.

Technical focus

- Piping flexibility with 150 m maximum length
- High efficiency
- 15 indoor units connectable
- Quiet operation mode (one of the lowest in the market)
- High ambient temp performance
- High static pressure 35Pa

INVERTER+ | R2 ROTARY COMPRESSOR | BLUEFIN | -10°C COOLING MODE | -20°C HEATING MODE | AUTOMATIC RESTART | R22 R410A R22 RENEWAL | PANASONIC AC SMART CLOUD | OPTIONAL WLAN

EUROVENT CERTIFIED PERFORMANCE www.eurovent-certification.com

INTERNET CONTROL: Optional.

Rating Conditions: Cooling Indoor 27 °C DB / 19 °C WB. Cooling Outdoor 35 °C DB / 24 °C WB. Heating Indoor 20 °C DB. Heating Outdoor 7 °C DB / 6 °C WB. (DB: Dry Bulb; WB: Wet Bulb).
Specifications subject to change without notice. For detailed information about ErP / Energy Labelling, please visit our websites www.aircon.panasonic.eu or www.ptc.panasonic.eu.

Panasonic AC Smart Cloud

With Panasonic AC Smart Cloud, have your business under control, and start saving!

Flexible solution and scalable solution

· Energy saving
· Zero downtime
· Site(s) management

Centralise control of your business premises, from wherever you are, 24/7/365. It doesn't matter how many sites you have, or where they are! The AC Smart Cloud system from Panasonic allows you to have complete control of all your installations from your tablet or from your computer. In a simple click, all your units from several locations, receive status updates in real-time of all your installations, reducing potential breakdowns and optimizing costs.

Flexible solution for your business

Every time | **Everywhere** | **Multiplatform** | **Internet browser**

Scalable solution for your business

Small to large | **1 to multi sites** | **Upgrade features*** | **PACi / ECOi / ECO G**

* Customized to meet user demand / Continuous upgrades: new functions and product introductions / IT smart management.

Panasonic AC Smart Cloud offers continuous improvement always thinking about users

E-CUT function

E-CUT functions are newly available in Panasonic AC Smart Cloud.
5 energy saving settings reduces automatically its energy consumption.

1. Set temperature auto return.
When you want to return to the set temperature after a certain time even if the temperature is changed.

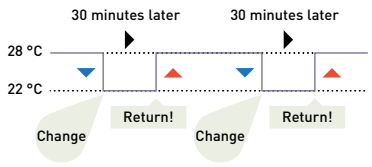

2. Unattendted auto shut off.
When you want to operate outside of a schedule but to monitor and stop automatically.

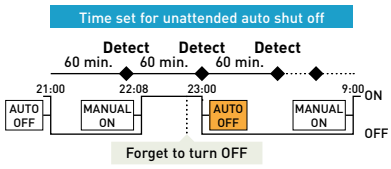

3. Set temperature range limit.
When you want to limit the temperatures that can be set.

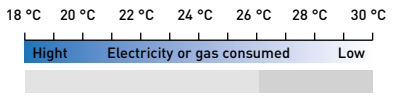

Reduced consumption of electricity or gas by over cooling.

Set temperature restricted to the range **between 26 °C and 30 °C.**

4. Energy saving timer / Efficient operation setting.
Specify time slots when you want operation capacity reduced.

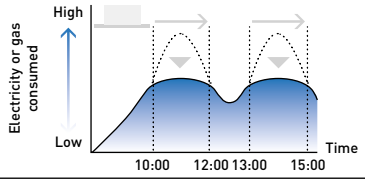

5. Demand / peak shaving settings/ Peak cut settings.
Specify time slots when you want operation capacity of the outdoor units reduced.

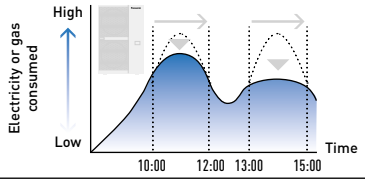

Panasonic AC Smart Cloud parts lists

* Cloud service fee is additionally required. Please contact an authorized Panasonic dealer.
1) Please contact an authorized Panasonic dealer.

CZ-CFUSCC1	AC Smart Cloud communication adaptor. Up to 128 groups. 128 units control

2-Pipe ECOi EX ME2 Series

Energy saving performance, powerful operation, reliability and comfort surpassing anything previously possible.

High performance at extreme conditions

ECOi EX is highly reliable, with strong cooling and heating power, even when operating at extreme ambient temperatures. The units can operate at 100 % of capacity at 43 °C, reaching a great cooling operation up to 52 °C and in heating -25 °C.
Also, the ECOi EX features include Bluefin in newly designed heat exchanger improving efficiency as well in marine ambient. A silicone coated PCB (Printed Circuit Board) protects the unit from being damaged by environmental factors such as moisture and dust.

Superior flexibility

With its up to 1000 meters of pipeline, its maximum 30 meters height difference between indoor units and maximum 90 meters between outdoor unit and indoor unit, the design possibilities have grown exponentially making the ECOi EX the ideal air conditioning option for expansive buildings, such as train stations, airports, schools or hospitals. These advantages are enhanced with the wide range of indoor unit models and capacities facilitating the perfect adaptation to all kind of projects. The careful selection of controls and peripherals such as the Pump Down, the AHU and/or the chiller, enables an optimum system use. Maximum allowable indoor / outdoor connected capacity ratio of up to 200 %.

VRF with outstanding energy saving performance and powerful operation SEER 7,56 (18 HP model).

Outstanding efficiency and comfort

The ECOi EX system is designed to increase energy efficiency by delivering high SEER rating, as well as high efficiency for part-load operations.
The system has reduced energy costs thanks to "All-Inverter Compressors", with independent control to deliver highly flexible performance. Also, the ECOi EX features an enlarged heat exchanger with triple surfaces that allow for improved heat transfer and a newly designed curved air discharge bell-mouth for better aerodynamics. The three-stage oil recovery design makes it able to minimise the frequency of forced oil recovery, leading to reduced energy costs and sustained comfort.

Remarkable improvement on key components: extraordinary energy saving performance and redesigned for smooth and better air discharge.

Enlarged heat exchanger surface area with triple surface.

* For 8 and 10 HP unit, the heat exchanger is 2 row design.

Multiple large-capacity all Inverter compressors (more than 14 HP).

Newly designed curved air discharge bell mouth for better aerodynamics.

2-Pipe ECOi EX ME2 Series

A VRF system delivering energy-saving performance, powerful operation, reliability and comfort surpassing anything previously possible. It represents a true paradigm shift in air conditioning solutions.
VRF with outstanding energy-saving performance and powerful operation SEER 7.6 (18 HP model).

			8 HP	10 HP	12 HP	14 HP	16 HP	18 HP	20 HP
Outdoor units			**U-8ME2E8**	**U-10ME2E8**	**U-12ME2E8**	**U-14ME2E8**	**U-16ME2E8**	**U-18ME2E8**	**U-20ME2E8**
Power supply	Voltage	V	380 - 400 - 415	380 - 400 - 415	380 - 400 - 415	380 - 400 - 415	380 - 400 - 415	380 - 400 - 415	380 - 400 - 415
	Phase		Three phase	Three phase	Three phase	Three phase	Three phase	Three phase	Three phase
	Frequency	Hz	50	50	50	50	50	50	50
Cooling capacity		kW	22.4	28.0	33.5	40.0	45.0	50.0	56.0
EER [1]		W/W	4.70	4.37	3.96	3.88	3.52	3.52	3.35
ESEER		W/W	9.33	8.67	7.94	7.73	7.19	6.95	6.18
SEER [2]			**7.4**	**6.8**	**6.7**	**7.2**	**6.4**	**7.6**	**7.0**
Running current cooling		A	7.40/7.14	10.20/9.80	13.00/12.50	16.50/15.90	20.10/19.40	22.00/21.20	25.40/24.50
Input power cooling		kW	4.77	6.41	8.47	10.30	12.80	14.20	16.70
Heating capacity		kW	25.0	31.5	37.5	45.0	50.0	56.0	63.0
COP [1]		W/W	5.13	4.76	4.73	4.56	4.42	4.38	3.94
SCOP [2]			**4.8**	**4.3**	**4.7**	**4.3**	**4.1**	**4.3**	**4.1**
Running current heating		A	7.56/7.29	10.50/11.10	12.30/11.80	15.80/15.20	17.90/17.30	20.10/19.40	24.60/23.70
Input power heating		kW	4.87	6.62	7.92	9.86	11.30	12.80	16.00
Recommended Fuse		A	16	20	25	32	32	40	40
Starting current		A	1.00	1.00	1.00	2.00	2.00	2.00	2.00
External static pressure (Max)		Pa	80	80	80	80	80	80	80
Air flow		m^3/min	224	224	232	232	232	405	405
Sound pressure	Normal mode	dB(A)	54	56	59	60	61	59	60
	Silent mode	dB(A)	51	53	56	57	58	56	57
Sound power	Normal mode	dB(A)	75	77	80	81	82	80	81
Dimension	H x W x D	mm	1842 x 770 x 1000	1842 x 770 x 1000	1842 x 1180 x 1000	1842 x 1180 x 1000	1842 x 1180 x 1000	1842 x 1540 x 1000	1842 x 1540 x 1000
Net weight		kg	210	210	270	315	315	375	375
Pipe diameter [3]	Liquid pipe	Inch (mm)	3/8 (9.52) / 1/2 (12.70)	3/8 (9.52) / 1/2 (12.70)	1/2 (12.70) / 5/8 (15.88)	1/2 (12.70) / 5/8 (15.88)	1/2 (12.70) / 5/8 (15.88)	5/8 (15.88) / 3/4 (19.05)	5/8 (15.88) / 3/4 (19.05)
	Gas pipe	Inch (mm)	3/4 (19.05) / 7/8 (22.22)	7/8 (22.22) / 1 (25.40)	1 (25.40) / 1-1/8 (28.58)	1 (25.40) / 1-1/8 (28.58)	1-1/8 (28.58) / 1-1/4 (31.75)	1-1/8 (28.58) / 1-1/4 (31.75)	1-1/8 (28.58) / 1-1/4 (31.75)
	Balance pipe	Inch (mm)	1/4 (6.35)	1/4 (6.35)	1/4 (6.35)	1/4 (6.35)	1/4 (6.35)	1/4 (6.35)	1/4 (6.35)
Refrigerant (R410A) / CO_2 Eq		kg/T	5.60/11.6928	5.60/11.6928	8.30/17.3304	8.30/17.3304	8.30/17.3304	9.50/19.836	9.50/19.836
Maximum allowable indoor / outdoor capacity ratio % [4]			50 ~ 130 (200)	50 ~ 130 (200)	50 ~ 130 (200)	50 ~ 130 (200)	50 ~ 130 (200)	50 ~ 130 (200)	50 ~ 130 (200)
Operating range	Cool Min ~ Max	°C	-10 ~ +52	-10 ~ +52	-10 ~ +52	-10 ~ +52	-10 ~ +52	-10 ~ +52	-10 ~ +52
	Heat Min ~ Max	°C	-25 ~ +18	-25 ~ +18	-25 ~ +18	-25 ~ +18	-25 ~ +18	-25 ~ +18	-25 ~ +18
RRP		**£**	**6,991**	**7,505**	**8,993**	**10,132**	**10,949**	**12,576**	**13,213**

1) EER and COP calculation is based in accordance to EN14511. 2) SEER/SCOP is calculated based on the seasonal space cooling/heating efficiency "Ð" values of the COMMISSION REGULATION (EU) 2016/2281. SEER. SCOP = (Ð + Correction) × PEF. 3) Pipe diameter under 90 m for ultimate indoor unit / over 90 m for ultimate indoor unit (if the longest piping equivalent length exceeds 90 m. increase the sizes of the main tubes by 1 rank for gas tubes and liquid tubes). 4) If the following conditions are satisfied. the effective range is above 130 % and below 200 %: A. Obey the limited number of connectable indoor units. B. The lower limit of operating range for heating outdoor temperature is limited to -10 °C WB (standard -25 °C WB). C. Simultaneous operation is limited to less than 130 % of connectable indoor units.

Technical focus

- New twin rotary inverter compressor
- High performance at extreme conditions
- Outstanding efficiency and comfort
- Extraordinary partial load and SEER/SCOP
- SEER and SCOP following to EN-14825
- Oil recovery intelligent control
- Top comfort
- Superior flexibility
- Bluefin full line up EX
- Extremely high capacity at -20 °C and unique heating capacity at -25 °C
- Smooth exhaust flow by new bell-mouth

INVERTER+ | ALL INVERTER COMPRESSORS | -25°C HEATING MODE | 52°C COOLING MODE | BLUEFIN

Rating Conditions: Cooling Indoor 27 °C DB / 19 °C WB. Cooling Outdoor 35 °C DB / 24 °C WB. Heating Indoor 20 °C DB. Heating Outdoor 7 °C DB / 6 °C WB. (DB: Dry Bulb; WB: Wet Bulb).
Specifications subject to change without notice. For detailed information about ErP / Energy Labelling, please visit our websites www.aircon.panasonic.eu or www.ptc.panasonic.eu.

2-Pipe ECOi EX ME2 Series High Efficiency model combination from 18 to 28 HP

			18 HP	20 HP	22 HP	24 HP	26 HP	28 HP
Model name			**U-8ME2E8**	**U-10ME2E8**	**U-10ME2E8**	**U-12ME2E8**	**U-10ME2E8**	**U-12ME2E8**
			U-10ME2E8	**U-10ME2E8**	**U-12ME2E8**	**U-12ME2E8**	**U-16ME2E8**	**U-16ME2E8**
Power supply	Voltage	V	380 - 400 - 415	380 - 400 - 415	380 - 400 - 415	380 - 400 - 415	380 - 400 - 415	380 - 400 - 415
	Phase		Three phase	Three phase	Three phase	Three phase	Three phase	Three phase
	Frequency	Hz	50	50	50	50	50	50
Cooling capacity		kW	50.0	56.0	61.5	68.0	73.0	78.5
EER [1]		W/W	4.55	4.38	4.13	3.93	3.80	3.69
Running current cooling		A	17.30/16.60	20.30/19.60	23.10/22.30	26.60/25.60	30.10/29.00	33.10/31.90
Input power cooling		kW	11.00	12.80	14.90	17.30	19.20	21.30
Heating capacity		kW	56.0	63.0	69.0	76.5	81.5	87.5
COP [1]		W/W	4.96	4.77	4.76	4.69	4.55	4.56
Running current heating		A	17.70/17.10	20.90/20.20	22.70/21.90	25.30/24.40	28.40/27.40	30.10/29.00
Input power heating		kW	11.30	13.20	14.50	16.30	17.90	19.20
Recommended Fuse		A		20, 20	20,25	25, 25	20, 32	25, 32
Starting current		A	2.00	2.00	2.00	2.00	3.00	3.00
External static pressure (Max)		Pa	80	80	80	80	80	80
Air flow		m³/min	448	448	456	464	456	464
Sound pressure	Normal	dB(A)	58.50	59.00	61.00	62.00	62.50	63.50
	Silent mode	dB(A)	55.50	56.00	58.00	59.00	59.50	60.50
Sound power	Normal mode	dB(A)	79.50	80.00	82.00	83.00	83.50	84.50
Dimension / Net weight	H x W x D	mm / kg	1842 x 1600 x 1000 / 420	1842 x 1600 x 1000 / 420	1842 x 2010 x 1000 / 480	1842 x 2420 x 1000 / 540	1842 x 2010 x 1000 / 535	1842 x 2420 x 1000 / 585
Pipe diameter [2]	Liquid pipe	Inch (mm)	5/8 (15.88) / 3/4 (19.05)	5/8 (15.88) / 3/4 (19.05)	5/8 (15.88) / 3/4 (19.05)	5/8 (15.88) / 3/4 (19.05)	3/4 (19.05) / 7/8 (22.22)	3/4 (19.05) / 7/8 (22.22)
	Gas pipe	Inch (mm)	1-1/8 (28.58) / 1-1/4 (31.75)	1-1/8 (28.58) / 1-1/4 (31.75)	1-1/8 (28.58) / 1-1/4 (31.75)	1-1/8 (28.58) / 1-1/4 (31.75)	1-1/4 (31.75) / 1-1/2 (38.10)	1-1/4 (31.75) / 1-1/2 (38.10)
	Balance pipe	Inch (mm)	1/4 (6.35)	1/4 (6.35)	1/4 (6.35)	1/4 (6.35)	1/4 (6.35)	1/4 (6.35)
Refrigerant (R410A) / CO_2 Eq.		kg / T	11.20/23.3856	11.20/23.3856	13.90/29.0232	16.60/34.6608	13.90/29.0232	16.60/34.6608
Maximum allowable indoor / outdoor capacity ratio % [3]			50 ~ 130 (200)	50 ~ 130 (200)	50 ~ 130 (200)	50 ~ 130 (200)	50 ~ 130 (200)	50 ~ 130 (200)
Operating range	Cool Min ~ Max	°C	-10 ~ +52	-10 ~ +52	-10 ~ +52	-10 ~ +52	-10 ~ +52	-10 ~ +52
	Heat Min ~ Max	°C	-25 ~ +18	-25 ~ +18	-25 ~ +18	-25 ~ +18	-25 ~ +18	-25 ~ +18
RRP		**£**	**14,496**	**15,010**	**16,498**	**17,986**	**18,454**	**19,942**

2-Pipe ECOi EX ME2 Series High Efficiency model combination from 30 to 40 HP

			30 HP	32 HP	34 HP	36 HP	38 HP	40 HP
Model name			**U-14ME2E8**	**U-16ME2E8**	**U-10ME2E8**	**U-12ME2E8**	**U-10ME2E8**	**U-12ME2E8**
			U-16ME2E8	**U-16ME2E8**	**U-12ME2E8**	**U-12ME2E8**	**U-12ME2E8**	**U-12ME2E8**
					U-12ME2E8	**U-12ME2E8**	**U-16ME2E8**	**U-16ME2E8**
Power supply	Voltage	V	380 - 400 - 415	380 - 400 - 415	380 - 400 - 415	380 - 400 - 415	380 - 400 - 415	380 - 400 - 415
	Phase		Three phase	Three phase	Three phase	Three phase	Three phase	Three phase
	Frequency	Hz	50	50	50	50	50	50
Cooling capacity		kW	85.0	90.0	96.0	101.0	107.0	113.0
EER [1]		W/W	3.68	3.52	4.05	3.95	3.84	3.75
Running current cooling		A	36.60/35.30	40.20/38.70	36.80/35.50	39.30/37.90	43.80/42.20	46.70/45.00
Input power cooling		kW	23.10	25.60	23.70	25.60	27.90	30.10
Heating capacity		kW	95.0	100.0	108.0	113.0	119.0	127.0
COP [1]		W/W	4.48	4.42	4.72	4.73	4.61	4.57
Running current heating		A	33.60/32.40	35.80/34.60	35.90/34.60	37.10/35.80	40.50/39.00	43.60/42.00
Input power heating		kW	21.20	22.60	22.90	23.90	25.80	27.80
Recommended Fuse		A	32, 32	32, 32	20, 25, 25	25, 25, 25	20, 25, 32	25, 25, 32
Starting current		A	4.00	4.00	3.00	3.00	4.00	4.00
External static pressure (Max)		Pa	80	80	80	80	80	80
Air flow		m³/min	464	464	688	696	688	696
Sound pressure	Normal	dB(A)	63.50	64.00	63.00	64.00	64.00	64.50
	Silent mode	dB(A)	60.50	61.00	60.00	61.00	61.00	61.50
Sound power	Normal mode	dB(A)	84.50	85.00	84.00	85.00	85.00	85.50
Dimension / Net weight	H x W x D	mm / kg	1842 x 2420 x 1000 / 630	1842 x 2420 x 1000 / 630	1842 x 3250 x 1000 / 750	1842 x 3660 x 1000 / 810	1842 x 3250 x 1000 / 795	1842 x 3660 x 1000 / 855
Pipe diameter [2]	Liquid pipe	Inch (mm)	3/4 (19.05) / 7/8 (22.22)	3/4 (19.05) / 7/8 (22.22)	3/4 (19.05) / 7/8 (22.22)	3/4 (19.05) / 7/8 (22.22)	3/4 (19.05) / 7/8 (22.22)	3/4 (19.05) / 7/8 (22.22)
	Gas pipe	Inch (mm)	1-1/4 (31.75) / 1-1/2 (38.10)	1-1/4 (31.75) / 1-1/2 (38.10)	1-1/4 (31.75) / 1-1/2 (38.10)	1-1/2 (38.10) / 1-5/8 (41.28)	1-1/2 (38.10) / 1-5/8 (41.28)	1-1/2 (38.10) / 1-5/8 (41.28)
	Balance pipe	Inch (mm)	1/4 (6.35)	1/4 (6.35)	1/4 (6.35)	1/4 (6.35)	1/4 (6.35)	1/4 (6.35)
Refrigerant (R410A) / CO_2 Eq.		kg / T	16.60/34.6608	16.60/34.6608	22.20/46.3536	24.90/51.9912	22.20/46.3536	24.90/46.3536
Maximum allowable indoor / outdoor capacity ratio % [3]			50 ~ 130 (200)	50 ~ 130 (200)	50 ~ 130 (200)	50 ~ 130 (200)	50 ~ 130 (200)	50 ~ 130 (200)
Operating range	Cool Min ~ Max	°C	-10 ~ +52	-10 ~ +52	-10 ~ +52	-10 ~ +52	-10 ~ +52	-10 ~ +52
	Heat Min ~ Max	°C	-25 ~ +18	-25 ~ +18	-25 ~ +18	-25 ~ +18	-25 ~ +18	-25 ~ +18
RRP		**£**	**21,081**	**21,898**	**25,491**	**26,979**	**27,447**	**28,935**

Data is for reference. 1) EER and COP calculation is based in accordance to EN14511. 2) Pipe diameter under 90 m for ultimate indoor unit / over 90 m for ultimate indoor unit (if the longest piping equivalent length exceeds 90 m, increase the sizes of the main tubes by 1 rank for gas tubes and liquid tubes). 3) If the following conditions are satisfied, the effective range is above 130 % and below 200 %: A. Obey the limited number of connectable indoor units. B. The lower limit of operating range for heating outdoor temperature is limited to -10 °C WB (standard -25 °C WB). C. Simultaneous operation is limited to less than 130 % of connectable indoor units.

2-Pipe ECOi EX ME2 Series High Efficiency model combination from 42 to 52 HP

			42 HP	44 HP	46 HP	48 HP	50 HP	52 HP
Model name			**U-10ME2E8**	**U-12ME2E8**	**U-14ME2E8**	**U-16ME2E8**	**U-10ME2E8**	**U-12ME2E8**
			U-16ME2E8	**U-16ME2E8**	**U-16ME2E8**	**U-16ME2E8**	**U-12ME2E8**	**U-12ME2E8**
			U-16ME2E8	**U-16ME2E8**	**U-16ME2E8**	**U-16ME2E8**	**U-12ME2E8**	**U-12ME2E8**
							U-16ME2E8	**U-16ME2E8**
Power supply	Voltage	V	380 - 400 - 415	380 - 400 - 415	380 - 400 - 415	380 - 400 - 415	380 - 400 - 415	380 - 400 - 415
	Phase		Three phase	Three phase	Three phase	Three phase	Three phase	Three phase
	Frequency	Hz	50	50	50	50	50	50
Cooling capacity		kW	118.0	124.0	130.0	135.0	140.0	145.0
EER [1]		W/W	3.69	3.62	3.62	3.52	3.87	3.82
Running current cooling		A	50.20/48.40	53.20/51.30	56.90/54.90	60.20/58.10	56.20/54.20	59.00/56.80
Input power cooling		kW	32.00	34.30	35.90	38.40	36.20	38.00
Heating capacity		kW	132.0	138.0	145.0	150.0	155.0	160.0
COP [1]		W/W	4.49	4.50	4.46	4.42	4.65	4.66
Running current heating		A	46.60/44.90	48.20/46.40	51.50/49.70	53.80/51.80	52.20/50.40	53.80/51.90
Input power heating		kW	29.40	30.70	32.50	33.90	33.30	34.30
Recommended Fuse		A	20, 32, 32	25, 32, 32	32, 32, 32	32, 32, 32	20, 25, 25, 32	25, 25, 25, 32
Starting current		A	5,00	5,00	6,00	6,00	5,00	5,00
External static pressure (Max)		Pa	80	80	80	80	80	80
Air flow		m³/min	688	696	696	696	920	928
Sound pressure	Normal	dB(A)	65.00	65.50	65.50	66.00	65.50	66.00
	Silent mode	dB(A)	62.00	62.50	62.50	63.00	62.50	63.00
Sound power	Normal mode	dB(A)	86.00	86.50	86.50	87.00	86.50	87.00
Dimension / Net weight	H x W x D	mm / kg	1842 x 3250 x 1000 / 840	1842 x 3660 x 1000 / 900	1842 x 3660 x 1000 / 945	1842 x 3660 x 1000 / 945	1842 x 4490 x 1000 / 1065	1842 x 4900 x 1000 / 1125
Pipe diameter [2]	Liquid pipe	Inch (mm)	3/4 (19.05) / 7/8 (22.22)	3/4 (19.05) / 7/8 (22.22)	3/4 (19.05) / 7/8 (22.22)	3/4 (19.05) / 7/8 (22.22)	3/4 (19.05) / 7/8 (22.22)	3/4 (19.05) / 7/8 (22.22)
	Gas pipe	Inch (mm)	1-1/2 (38.10) / 1-5/8 (41.28)	1-1/2 (38.10) / 1-5/8 (41.28)	1-1/2 (38.10) / 1-5/8 (41.28)	1-1/2 (38.10) / 1-5/8 (41.28)	1-1/2 (38.10) / 1-5/8 (41.28)	1-1/2 (38.10) / 1-5/8 (41.28)
	Balance pipe	Inch (mm)	1/4 (6.35)	1/4 (6.35)	1/4 (6.35)	1/4 (6.35)	1/4 (6.35)	1/4 (6.35)
Refrigerant (R410A) / CO_2 Eq.		kg / T	22.20/51.9912	24.90/51.9912	24.90/51.9912	24.90/51.9912	30.50/63.6840	33.20/69.3216
Maximum allowable indoor / outdoor capacity ratio % [3]			50 ~ 130 (200)	50 ~ 130 (200)	50 ~ 130 (200)	50 ~ 130 (200)	50 ~ 130 (200)	50 ~ 130 (200)
Operating range	Cool Min ~ Max	°C	-10 ~ +52	-10 ~ +52	-10 ~ +52	-10 ~ +52	-10 ~ +52	-10 ~ +52
	Heat Min ~ Max	°C	-25 ~ +18	-25 ~ +18	-25 ~ +18	-25 ~ +18	-25 ~ +18	-25 ~ +18
RRP		**£**	**29,403**	**30,891**	**32,030**	**32,847**	**36,440**	**37,928**

2-Pipe ECOi EX ME2 Series High Efficiency model combination from 54 to 64 HP

			54 HP	56 HP	58 HP	60 HP	62 HP	64 HP
Model name			**U-10ME2E8**	**U-12ME2E8**	**U-10ME2E8**	**U-12ME2E8**	**U-14ME2E8**	**U-16ME2E8**
			U-12ME2E8	**U-12ME2E8**	**U-16ME2E8**	**U-16ME2E8**	**U-16ME2E8**	**U-16ME2E8**
			U-16ME2E8	**U-16ME2E8**	**U-16ME2E8**	**U-16ME2E8**	**U-16ME2E8**	**U-16ME2E8**
			U-16ME2E8	**U-16ME2E8**	**U-16ME2E8**	**U-16ME2E8**	**U-16ME2E8**	**U-16ME2E8**
Power supply	Voltage	V	380 - 400 - 415	380 - 400 - 415	380 - 400 - 415	380 - 400 - 415	380 - 400 - 415	380 - 400 - 415
	Phase		Three phase	Three phase	Three phase	Three phase	Three phase	Three phase
	Frequency	Hz	50	50	50	50	50	50
Cooling capacity		kW	151.0	156.0	162.0	168.0	174.0	180.0
EER [1]		W/W	3.75	3.71	3.65	3.60	3.60	3.52
Running current cooling		A	63.20/60.90	65.30/63.00	69.70/67.10	73.30/70.60	75.80/73.00	80.30/77.40
Input power cooling		kW	40.30	42.10	44.40	46.70	48.30	51.20
Heating capacity		kW	169.0	175.0	182.0	189.0	195.0	201.0
COP [1]		W/W	4.56	4.56	4.47	4.47	4.45	4.42
Running current heating		A	58.80/56.70	60.20/58.10	64.60/62.20	67.10/64.70	69.50/67.00	72.20/69.60
Input power heating		kW	37.10	38.40	40.70	42.30	43.80	45.50
Recommended Fuse		A	20, 25, 32, 32	25, 25, 32, 32	20, 32, 32, 32	25, 32, 32, 32	32, 32, 32, 32	32, 32, 32, 32
Starting current		A	6,00	6,00	7,00	7,00	8,00	8,00
External static pressure (Max)		Pa	80	80	80	80	80	80
Air flow		m³/min	920	928	920	928	928	928
Sound pressure	Normal	dB(A)	66,00	66,50	66,50	67,00	67,00	67,00
	Silent mode	dB(A)	63,00	63,50	63,50	64,00	64,00	64,00
Sound power	Normal mode	dB(A)	87,00	87,50	87,50	88,00	88,00	88,00
Dimension / Net weight	H x W x D	mm / kg	1842 x 4490 x 1000 / 1110	1842 x 4900 x 1000 / 1170	1842 x 4490 x 1000 / 1155	1842 x 4900 x 1000 / 1215	1842 x 4900 x 1000 / 1260	1842 x 4900 x 1000 / 1260
Pipe diameter [2]	Liquid pipe	Inch (mm)	3/4 (19,05) / 7/8 (22,22)	3/4 (19,05) / 7/8 (22,22)	3/4 (19,05) / 7/8 (22,22)	3/4 (19,05) / 7/8 (22,22)	3/4 (19,05) / 7/8 (22,22)	3/4 (19,05) / 7/8 (22,22)
	Gas pipe	Inch (mm)	1-1/2 (38,10) / 1-5/8 (41,28)	1-1/2 (38,10) / 1-5/8 (41,28)	1-1/2 (38,10) / 1-5/8 (41,28)	1-1/2 (38,10) / 1-5/8 (41,28)	1-5/8 (41,28) / 1-3/4 (44,45)	1-5/8 (41,28) / 1-3/4 (44,45)
	Balance pipe	Inch (mm)	1/4 (6.35)	1/4 (6.35)	1/4 (6.35)	1/4 (6.35)	1/4 (6.35)	1/4 (6.35)
Refrigerant (R410A) / CO_2 Eq.		kg / T	30.50/63.6840	33.20/69.3216	30.50/63.6840	33.20/69.3216	33.20/69.3216	33.20/69.3216
Maximum allowable indoor / outdoor capacity ratio % [3]			50 ~ 130 (200)	50 ~ 130 (200)	50 ~ 130 (200)	50 ~ 130 (200)	50 ~ 130 (200)	50 ~ 130 (200)
Operating range	Cool Min ~ Max	°C	-10 ~ +52	-10 ~ +52	-10 ~ +52	-10 ~ +52	-10 ~ +52	-10 ~ +52
	Heat Min ~ Max	°C	-25 ~ +18	-25 ~ +18	-25 ~ +18	-25 ~ +18	-25 ~ +18	-25 ~ +18
RRP		**£**	**38,396**	**39,884**	**40,352**	**41,840**	**42,979**	**43,796**

Data is for reference. 1) EER and COP calculation is based in accordance to EN14511. 2) Pipe diameter under 90 m for ultimate indoor unit / over 90 m for ultimate indoor unit (if the longest piping equivalent length exceeds 90 m, increase the sizes of the main tubes by 1 rank for gas tubes and liquid tubes). 3) If the following conditions are satisfied, the effective range is above 130 % and below 200 %: A. Obey the limited number of connectable indoor units. B. The lower limit of operating range for heating outdoor temperature is limited to -10 °C WB (standard -25 °C WB). C. Simultaneous operation is limited to less than 130 % of connectable indoor units.

Rating Conditions: Cooling Indoor 27 °C DB / 19 °C WB. Cooling Outdoor 35 °C DB / 24 °C WB. Heating Indoor 20 °C DB. Heating Outdoor 7 °C DB / 6 °C WB. (DB: Dry Bulb; WB: Wet Bulb).
Specifications subject to change without notice. For detailed information about ErP / Energy Labelling, please visit our websites www.aircon.panasonic.eu or www.ptc.panasonic.eu.

2-Pipe ECOi EX ME2 Series Space Saving Model Combination from 22 to 34 HP

			22 HP	24 HP	26 HP	28 HP	30 HP	32 HP	34 HP
Model name			**U-10ME2E8**	**U-12ME2E8**	**U-10ME2E8**	**U-12ME2E8**	**U-14ME2E8**	**U-16ME2E8**	**U-14ME2E8**
			U-12ME2E8	**U-12ME2E8**	**U-16ME2E8**	**U-16ME2E8**	**U-16ME2E8**	**U-16ME2E8**	**U-20ME2E8**
Power supply	Voltage	V	380 - 400 - 415	380 - 400 - 415	380 - 400 - 415	380 - 400 - 415	380 - 400 - 415	380 - 400 - 415	380 - 400 - 415
	Phase		Three phase	Three phase	Three phase	Three phase	Three phase	Three phase	Three phase
	Frequency	Hz	50	50	50	50	50	50	50
Cooling capacity		kW	61.5	68.0	73.0	78.5	85.0	90.0	96.0
EER [1]		W/W	4.13	3.93	3.80	3.69	3.68	3.52	3.56
SEER [2]			**6.90**	**6.86**	**6.62**	**6.60**	**6.88**	**6.55**	**7.21**
Running current cooling		A	23.10/22.30	26.60/25.60	30.10/29.00	33.10/31.90	36.60/35.30	40.20/38.70	41.90/40.40
Input power cooling		kW	14.90	17.30	19.20	21.30	23.10	25.60	27.00
Heating capacity		kW	69.0	76.5	81.5	87.5	95.0	100.0	108.0
COP [1]		W/W	4.76	4.69	4.55	4.56	4.48	4.42	4.17
SCOP [2]			**4.53**	**4.78**	**4.16**	**4.29**	**4.13**	**4.09**	**4.14**
Running current heating		A	22.70/21.90	25.30/24.40	28.40/27.40	30.10/29.00	33.60/32.40	35.80/34.60	40.60/39.20
Input power heating		kW	14.50	16.30	17.90	19.20	21.20	22.60	25.90
Starting current		A	2.00	2.00	3.00	3.00	4.00	4.00	4.00
External static pressure (Max)		Pa	80	80	80	80	80	80	80
Air flow		m³/min	456	464	456	464	464	464	637
Sound pressure	Normal / Silent mode	dB(A)	61.00/58.00	62.00/59.00	62.50/59.50	63.50/60.50	63.50/60.50	64.00/61.00	63.00/60.00
Sound power	Normal mode	dB(A)	82.00	83.00	83.50	84.50	84.50	85.00	84.00
Dimension / Net weight	H x W x D	mm / kg	1842 x 2010 x 1000/480	1842 x 2420 x 1000/540	1842 x 2010 x 1000/525	1842 x 2420 x 1000/585	1842 x 2420 x 1000/630	1842 x 2420 x 1000/630	1842 x 2780 x 1000/690
Pipe diameter [3]	Liquid pipe	Inch (mm)	5/8 (15.88) / 3/4 (19.05)	5/8 (15.88) / 3/4 (19.05)	3/4 (19.05) / 7/8 (22.22)	3/4 (19.05) / 7/8 (22.22)	3/4 (19.05) / 7/8 (22.22)	3/4 (19.05) / 7/8 (22.22)	3/4 (19.05) / 7/8 (22.22)
	Gas pipe	Inch (mm)	1-1/8 (28.58) / 1-1/4 (31.75)	1-1/8 (28.58) / 1-1/4 (31.75)	1-1/4 (31.75) / 1-1/2 (38.10)	1-1/4 (31.75) / 1-1/2 (38.10)	1-1/4 (31.75) / 1-1/2 (38.10)	1-1/4 (31.75) / 1-1/2 (38.10)	1-1/4 (31.75) / 1-1/2 (38.10)
	Balance pipe	Inch (mm)	1/4 (6.35)	1/4 (6.35)	1/4 (6.35)	1/4 (6.35)	1/4 (6.35)	1/4 (6.35)	1/4 (6.35)
Refrigerant (R410A) / CO_2 Eq.		kg / T	13.90/23.3856	16.60/34.6608	13.90/29.0232	16.60/34.6608	16.60/34.6608	16.60/34.6608	17.80/37.1664
Maximum allowable indoor / outdoor capacity ratio % [4]			50 ~ 130 (200)	50 ~ 130 (200)	50 ~ 130 (200)	50 ~ 130 (200)	50 ~ 130 (200)	50 ~ 130 (200)	50 ~ 130 (200)
Operating range	Cool Min ~ Max	°C	-10 ~ +52	-10 ~ +52	-10 ~ +52	-10 ~ +52	-10 ~ +52	-10 ~ +52	-10 ~ +52
	Heat Min ~ Max	°C	-25 ~ +18	-25 ~ +18	-25 ~ +18	-25 ~ +18	-25 ~ +18	-25 ~ +18	-25 ~ +18
RRP		**£**	**16,498**	**17,986**	**18,454**	**19,942**	**21,081**	**21,898**	**23,345**

2-Pipe ECOi EX ME2 Series Space Saving Model Combination from 36 to 48 HP

			36 HP	38 HP	40 HP	42 HP	44 HP	46 HP	48 HP
Model name			**U-16ME2E8**	**U-18ME2E8**	**U-20ME2E8**	**U-10ME2E8**	**U-12ME2E8**	**U-14ME2E8**	**U-16ME2E8**
			U-20ME2E8	**U-20ME2E8**	**U-20ME2E8**	**U-16ME2E8**	**U-16ME2E8**	**U-16ME2E8**	**U-16ME2E8**
						U-16ME2E8	**U-16ME2E8**	**U-16ME2E8**	**U-16ME2E8**
Power supply	Voltage	V	380 - 400 - 415	380 - 400 - 415	380 - 400 - 415	380 - 400 - 415	380 - 400 - 415	380 - 400 - 415	380 - 400 - 415
	Phase		Three phase	Three phase	Three phase	Three phase	Three phase	Three phase	Three phase
	Frequency	Hz	50	50	50	50	50	50	50
Cooling capacity		kW	101.0	107.0	113.0	118.0	124.0	130.0	135.0
EER [1]		W/W	3.42	3.42	3.34	3.69	3.62	3.62	3.52
SEER [2]			**6.86**	**7.32**	**7.16**	**6.57**	**6.6**	**6.7**	**6.55**
Running current cooling		A	45.30/43.70	48.10/46.30	51.40/49.50	50.20/48.40	53.20/51.30	56.90/54.90	60.20/58.10
Input power cooling		kW	25.9	31.3	33.8	32.0	34.3	35.9	38.4
Heating capacity		kW	113.0	119.0	127.0	132.0	138.0	145.0	150.0
COP [1]		W/W	4.14	4.13	3.92	4.49	4.50	4.46	4.42
SCOP [2]			**4.06**	**4.14**	**4.13**	**4.11**	**4.21**	**4.12**	**4.09**
Running current heating		A	42.40/40.80	44.70/43.10	49.80/48.00	46.60/44.90	48.20/46.40	51.50/49.70	53.80/51.80
Input power heating		kW	27.30	28.80	32.40	29.40	30.70	32.50	33.90
Starting current		A	4.00	4.00	4.00	5.00	5.00	6.00	6.00
External static pressure (Max)		Pa	80	80	80	80	80	80	80
Air flow		m³/min	637	810	810	688	696	696	696
Sound pressure	Normal / Silent mode	dB(A)	63.50/60.50	62.50/59.50	63.00/60.00	65.00/62.00	65.50/62.50	65.50/62.50	66.00/63.00
Sound power	Normal mode	dB(A)	84.50	83.50	84.00	86.00	86.50	86.50	87.00
Dimension / Net weight	H x W x D	mm / kg	1842 x 2780 x 1000/690	1842 x 3140 x 1000/750	1842 x 3140 x 1000/750	1842 x 3250 x 1000/840	1842 x 3660 x 1000/900	1842 x 3660 x 1000/945	1842 x 3660 x 1000/945
Pipe diameter [3]	Liquid pipe	Inch (mm)	3/4 (19.05) / 7/8 (22.22)	3/4 (19.05) / 7/8 (22.22)	3/4 (19.05) / 7/8 (22.22)	3/4 (19.05) / 7/8 (22.22)	3/4 (19.05) / 7/8 (22.22)	3/4 (19.05) / 7/8 (22.22)	3/4 (19.05) / 7/8 (22.22)
	Gas pipe	Inch (mm)	1-1/2 (38.10) / 1-5/8 (41.28)	1-1/2 (38.10) / 1-5/8 (41.28)	1-1/2 (38.10) / 1-5/8 (41.28)	1-1/2 (38.10) / 1-5/8 (41.28)	1-1/2 (38.10) / 1-5/8 (41.28)	1-1/2 (38.10) / 1-5/8 (41.28)	1-1/2 (38.10) / 1-5/8 (41.28)
	Balance pipe	Inch (mm)	1/4 (6.35)	1/4 (6.35)	1/4 (6.35)	1/4 (6.35)	1/4 (6.35)	1/4 (6.35)	1/4 (6.35)
Refrigerant (R410A) / CO_2 Eq.		kg / T	17.80/37.1664	19.00/39.672	19.00/39.672	22.20/46.3536	24.90/51.9912	24.90/51.9912	24.90/51.9912
Maximum allowable indoor / outdoor capacity ratio % [4]			50 ~ 130 (200)	50 ~ 130 (200)	50 ~ 130 (200)	50 ~ 130 (200)	50 ~ 130 (200)	50 ~ 130 (200)	50 ~ 130 (200)
Operating range	Cool Min ~ Max	°C	-10 ~ +52	-10 ~ +52	-10 ~ +52	-10 ~ +52	-10 ~ +52	-10 ~ +52	-10 ~ +52
	Heat Min ~ Max	°C	-25 ~ +18	-25 ~ +18	-25 ~ +18	-25 ~ +18	-25 ~ +18	-25 ~ +18	-25 ~ +18
RRP		**£**	**24,162**	**25,789**	**26,426**	**29,403**	**30,891**	**32,030**	**32,847**

1) EER and COP calculation is based in accordance to EN14511. 2) SEER/SCOP is calculated based on the seasonal space cooling/heating efficiency "Ð" values of the COMMISSION REGULATION (EU) 2016/2281. SEER. SCOP = (Ð + Correction) × PEF. 3) Pipe diameter under 90 m for ultimate indoor unit / over 90 m for ultimate indoor unit (if the longest piping equivalent length exceeds 90 m. increase the sizes of the main tubes by 1 rank for gas tubes and liquid tubes). 4) If the following conditions are satisfied. the effective range is above 130 % and below 200 %: A. Obey the limited number of connectable indoor units. B. The lower limit of operating range for heating outdoor temperature is limited to -10 °C WB (standard -25 °C WB). C. Simultaneous operation is limited to less than 130 % of connectable indoor units.

2-Pipe ECOi EX ME2 Series Space Saving Model Combination from 50 to 64 HP

			50 HP	52 HP	54 HP	56 HP	58 HP	60 HP	62 HP	64 HP
Model name			**U-14ME2E8**	**U-16ME2E8**	**U-14ME2E8**	**U-16ME2E8**	**U-18ME2E8**	**U-20ME2E8**	**U-14ME2E8**	**U-16ME2E8**
			U-16ME2E8	**U-16ME2E8**	**U-20ME2E8**	**U-20ME2E8**	**U-20ME2E8**	**U-20ME2E8**	**U-16ME2E8**	**U-16ME2E8**
			U-20ME2E8	**U-20ME2E8**	**U-20ME2E8**	**U-20ME2E8**	**U-20ME2E8**	**U-20ME2E8**	**U-16ME2E8**	**U-16ME2E8**
									U-16ME2E8	**U-16ME2E8**
Power supply	Voltage	V	380-400-415	380-400-415	380-400-415	380-400-415	380-400-415	380-400-415	380-400-415	380-400-415
	Phase		Three phase	Three phase	Three phase	Three phase	Three phase	Three phase	Three phase	Three phase
	Frequency	Hz	50	50	50	50	50	50	50	50
Cooling capacity		kW	140.0	145.0	151.0	156.0	162.0	168.0	174.0	180.0
EER [1]		W/W	3.55	3.46	3.49	3.41	3.40	3.35	3.60	3.52
SEER [2]			**6.96**	**6.72**	**7.16**	**6.92**	**7.3**	**7.16**	**6.68**	**6.55**
Running current cooling		A	61.10/58.90	65.00/62.70	66.50/64.10	70.30/67.80	73.10/70.40	76.10/73.40	75.80/73.00	80.30/77.40
Input power cooling		kW	39.40	41.90	43.30	45.80	47.60	50.10	48.30	51.20
Heating capacity		kW	155.0	160.0	169.0	175.0	182.0	189.0	195.0	201.0
COP [1]		W/W	4.29	4.27	4.11	4.08	4.06	3.94	4.45	4.42
SCOP [2]			**4.08**	**4.05**	**4.13**	**4.07**	**4.13**	**4.13**	**4.11**	**4.09**
Running current heating		A	56.60/54.60	58.80/56.70	63.80/61.50	66.60/64.20	69.50/67.00	73.70/71.00	69.50/67.00	72.20/69.60
Input power heating		kW	36.10	37.50	41.10	42.90	44.80	48.00	43.80	45.50
Starting current		A	6.00	6.00	6.00	6.00	6.00	6.00	8.00	8.00
External static pressure (Max)		Pa	80	80	80	80	80	80	80	80
Air flow		m³/min	869	869	1042	1042	1215	1215	928	928
Sound pressure	Normal / Silent mode	dB(A)	65.50/62.50	65.50/62.50	65.00/62.00	65.50/62.50	64.50/61.50	65.00/62.00	67.00/64.00	67.00/64.00
Sound power	Normal mode	dB(A)	86.50	86.50	86.00	86.50	85.50	86.00	88.00	88.00
Dimension / Net weight	H x W x D	mm / kg	1842 x 4020 x 1000/1005	1842 x 4020 x 1000/1005	1842 x 4380 x 1000/1065	1842 x 4380 x 1000/1065	1842 x 4740 x 1000/1125	1842 x 4740 x 1000/1125	1842 x 4900 x 1000/1260	1842 x 4900 x 1000/1260
Pipe diameter [3]	Liquid pipe	Inch (mm)	3/4 (19.05)/ 7/8 (22.22)	3/4 (19.05)/ 7/8 (22.22)	3/4 (19.05)/ 7/8 (22.22)	3/4 (19.05)/ 7/8 (22.22)	3/4 (19.05)/ 7/8 (22.22)	3/4 (19.05)/ 7/8 (22.22)	3/4 (19.05)/ 7/8 (22.22)	3/4 (19.05)/ 7/8 (22.22)
	Gas pipe	Inch (mm)	1-1/2 (38.10)/ 1-5/8 (41.28)	1-1/2 (38.10)/ 1-5/8 (41.28)	1-1/2 (38.10)/ 1-5/8 (41.28)	1-1/2 (38.10)/ 1-5/8 (41.28)	1-1/2 (38.10)/ 1-5/8 (41.28)	1-1/2 (38.10)/ 1-5/8 (41.28)	1-5/8 (41.28)/ 1-3/4 (44.45)	1-5/8 (41.28)/ 1-3/4 (44.45)
	Balance pipe	Inch (mm)	1/4 (6.35)	1/4 (6.35)	1/4 (6.35)	1/4 (6.35)	1/4 (6.35)	1/4 (6.35)	1/4 (6.35)	1/4 (6.35)
Refrigerant (R410A) / CO_2 Eq.		kg / T	26.10/54.4968	26.10/54.4968	27.30/57.0024	27.30/57.0024	28.50/59.508	28.50/59.508	33.20/69.3216	33.20/69.3216
Maximum allowable indoor / outdoor capacity ratio % [4]			50 ~ 130 (200)	50 ~ 130 (200)	50 ~ 130 (200)	50 ~ 130 (200)	50 ~ 130 (200)	50 ~ 130 (200)	50 ~ 130 (200)	50 ~ 130 (200)
Operating range	Cool Min ~ Max	°C	-10 ~ +52	-10 ~ +52	-10 ~ +52	-10 ~ +52	-10 ~ +52	-10 ~ +52	-10 ~ +52	-10 ~ +52
	Heat Min ~ Max	°C	-25 ~ +18	-25 ~ +18	-25 ~ +18	-25 ~ +18	-25 ~ +18	-25 ~ +18	-25 ~ +18	-25 ~ +18
RRP		**£**	**34,294**	**35,111**	**36,558**	**37,375**	**39,002**	**39,639**	**42,979**	**43,796**

2-Pipe ECOi EX ME2 Series Space Saving Model Combination from 66 to 80 HP

			66 HP	68 HP	70 HP	72 HP	74 HP	76 HP	78 HP	80 HP
Model name			**U-10ME2E8**	**U-12ME2E8**	**U-10ME2E8**	**U-16ME2E8**	**U-16ME2E8**	**U-16ME2E8**	**U-18ME2E8**	**U-20ME2E8**
			U-16ME2E8	**U-16ME2E8**	**U-20ME2E8**	**U-16ME2E8**	**U-18ME2E8**	**U-20ME2E8**	**U-20ME2E8**	**U-20ME2E8**
			U-20ME2E8	**U-20ME2E8**	**U-20ME2E8**	**U-20ME2E8**	**U-20ME2E8**	**U-20ME2E8**	**U-20ME2E8**	**U-20ME2E8**
			U-20ME2E8	**U-20ME2E8**	**U-20ME2E8**	**U-20ME2E8**	**U-20ME2E8**	**U-20ME2E8**	**U-20ME2E8**	**U-20ME2E8**
Power supply	Voltage	V	380-400-415	380-400-415	380-400-415	380-400-415	380-400-415	380-400-415	380-400-415	380-400-415
	Phase		Three phase	Three phase	Three phase	Three phase	Three phase	Three phase	Three phase	Three phase
	Frequency	Hz	50	50	50	50	50	50	50	50
Cooling capacity		kW	185.0	190.0	196.0	202.0	208.0	213.0	219.0	224.0
EER [1]		W/W	3.52	3.49	3.47	3.42	3.42	3.39	3.38	3.35
SEER [2]			**6.92**	**6.91**	**7.09**	**6.86**	**7.03**	**7.01**	**7.18**	**7.16**
Running current cooling		A	80.80/77.80	83.70/80.70	86.80/83.60	90.60/87.30	93.40/90.00	96.60/93.10	98.30/94.70	101.50/97.80
Input power cooling		kW	52.60	54.50	56.50	59.00	60.80	62.90	64.70	66.80
Heating capacity		kW	207.0	213.0	219.0	226.0	233.0	239.0	245.0	252.0
COP [1]		W/W	4.16	4.18	4.05	4.14	4.12	4.03	4.03	3.94
SCOP [2]			**4.11**	**4.17**	**4.13**	**4.06**	**4.12**	**4.07**	**4.13**	**4.13**
Running current heating		A	77.10/74.30	79.20/76.30	83.10/80.10	84.70/81.70	87.70/84.50	92.00/88.70	93.40/90.00	98.30/94.70
Input power heating		kW	49.70	51.00	54.10	54.60	56.50	59.30	60.80	64.00
Starting current		A	7.00	7.00	7.00	8.00	8.00	8.00	8.00	8.00
External static pressure (Max)		Pa	80	80	80	80	80	80	80	80
Air flow		m³/min	1266	1274	1439	1274	1447	1447	1620	1620
Sound pressure	Normal / Silent mode	dB(A)	66.00/63.00	66.50/63.50	65.50/62.50	66.50/63.50	66.50/63.50	66.50/63.50	66.00/63.00	66.00/63.00
Sound power	Normal mode	dB(A)	87.00	87.50	86.50	87.50	87.50	87.50	87.00	87.00
Dimension / Net weight	H x W x D	mm / kg	1842 x 5210 x 1000/1275	1842 x 5620 x 1000/1335	1842 x 5570 x 1000/1335	1842 x 5620 x 1000/1380	1842 x 5980 x 1000/1440	1842 x 5980 x 1000/1440	1842 x 6340 x 1000/1500	1842 x 6340 x 1000/1500
Pipe diameter [3]	Liquid pipe	Inch (mm)	3/4 (19.05)/ 7/8 (22.22)	7/8 (22.22)/ 1 (25.04)	7/8 (22.22)/ 1 (25.04)	7/8 (22.22)/ 1 (25.04)	7/8 (22.22)/ 1 (25.04)	7/8 (22.22)/ 1 (25.04)	7/8 (22.22)/ 1 (25.04)	7/8 (22.22)/ 1 (25.04)
	Gas pipe	Inch (mm)	1-5/8 (41.28)/ 1-3/4 (44.45)	1-5/8 (41.28)/ 1-3/4 (44.45)	1-5/8 (41.28)/ 1-3/4 (44.45)	1-3/4 (44.45)/ 2 (50.80)	1-3/4 (44.45)/ 2 (50.80)	1-3/4 (44.45)/ 2 (50.80)	1-3/4 (44.45)/ 2 (50.80)	1-3/4 (44.45)/ 2 (50.80)
	Balance pipe	Inch (mm)	1/4 (6.35)	1/4 (6.35)	1/4 (6.35)	1/4 (6.35)	1/4 (6.35)	1/4 (6.35)	1/4 (6.35)	1/4 (6.35)
Refrigerant (R410A) / CO_2 Eq.		kg / T	32.90/68.6952	35.60/74.3328	34.10/19.836	35.80/68.6952	36.80/76.8384	36.80/76.8384	38.00/79.344	38.00/79.344
Maximum allowable indoor / outdoor capacity ratio % [4]			50 ~ 130 (200)	50 ~ 130 (200)	50 ~ 130 (200)	50 ~ 130 (200)	50 ~ 130 (200)	50 ~ 130 (200)	50 ~ 130 (200)	50 ~ 130 (200)
Operating range	Cool Min ~ Max	°C	-10 ~ +52	-10 ~ +52	-10 ~ +52	-10 ~ +52	-10 ~ +52	-10 ~ +52	-10 ~ +52	-10 ~ +52
	Heat Min ~ Max	°C	-25 ~ +18	-25 ~ +18	-25 ~ +18	-25 ~ +18	-25 ~ +18	-25 ~ +18	-25 ~ +18	-25 ~ +18
RRP		**£**	**44,880**	**46,368**	**47,144**	**48,324**	**49,951**	**50,588**	**52,215**	**52,852**

1) EER and COP calculation is based in accordance to EN14511. 2) SEER/SCOP is calculated based on the seasonal space cooling/heating efficiency "Ð" values of the COMMISSION REGULATION (EU) 2016/2281. SEER. SCOP = (Ð + Correction) x PEF. 3) Pipe diameter under 90 m for ultimate indoor unit / over 90 m for ultimate indoor unit (if the longest piping equivalent length exceeds 90 m. increase the sizes of the main tubes by 1 rank for gas tubes and liquid tubes). 4) If the following conditions are satisfied. the effective range is above 130 % and below 200 %: A. Obey the limited number of connectable indoor units. B. The lower limit of operating range for heating outdoor temperature is limited to -10 °C WB (standard -25 °C WB). C. Simultaneous operation is limited to less than 130 % of connectable indoor units.

Rating Conditions: Cooling Indoor 27 °C DB / 19 °C WB. Cooling Outdoor 35 °C DB / 24 °C WB. Heating Indoor 20 °C DB. Heating Outdoor 7 °C DB / 6 °C WB. (DB: Dry Bulb; WB: Wet Bulb).
Specifications subject to change without notice. For detailed information about ErP / Energy Labelling, please visit our websites www.aircon.panasonic.eu or www.ptc.panasonic.eu.

3-Pipe ECOi EX MF3 Series

Simultaneous heating and cooling VRF system.
The Panasonic 3-Pipe MF3 Series offers the best solution for the most demanding customers.



Simultaneous heating and cooling VRF System

The Panasonic 3-Pipe ECOi EX MF3 series offers the ideal solution to meet customer's demand.

Upgraded energy efficiency utilized ECOi EX technology.
- SEER / SCOP improved in full capacities from 8 to 16 HP
- SEER / SCOP follows LOT21 from started from January 2018
- EER / COP is certified in Eurovent

Design flexibility.
- High reliability even under tough temperature condition
- Maximum 52 indoor units connectable
- Slim heat recovery box with just 200 mm height
- Farthest piping length between indoor units and outdoor units: 200 m

Excellent seasonal energy saving.

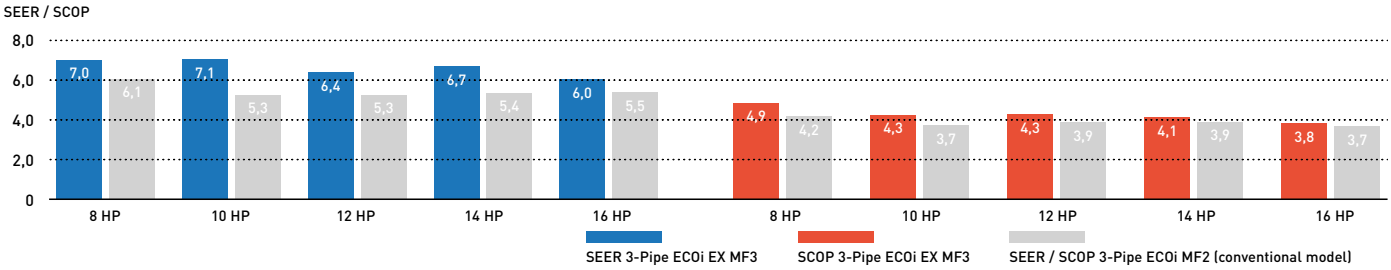

Extended design operation conditions

Cooling design operation conditions: The cooling operation range has been extended to -10 °C ~ 52 °C by changing the outdoor fan to an Inverter type.
Heating design operation conditions: Stable heating operation even with an outside air temperature of -20 °C. The heating operation range has been extended to -20 °C by use of a compressor with a high-pressure vessel.

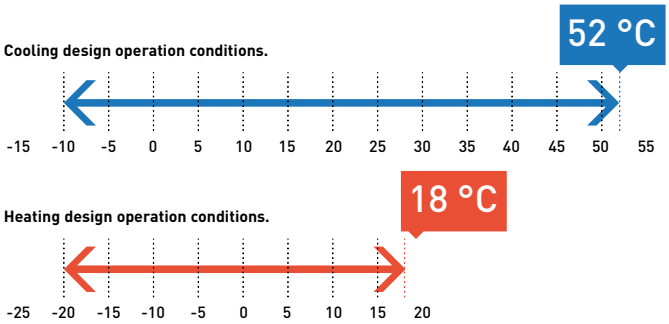

Cooling: Outside air temperature (°C (DB)). Heating: Outside air temperature (°C (WB)).

Wide temperature setting range

Wired remote controller heating temperature setting range is 16 to 30 °C.

4.9
SCOP

3-Pipe ECOi EX MF3 Series

Simultaneous heating and cooling operation with heat recovery type.
The 3-Pipe ECOi EX MF3 Series is one of the most advanced VRF systems.
Not only high-efficient performance for simultaneous heating and cooling, but also sophisticated installation and maintenance available.

			8 HP	10 HP	12 HP	14 HP	16 HP
Outdoor units			**U-8MF3E8**	**U-10MF3E8**	**U-12MF3E8**	**U-14MF3E8**	**U-16MF3E8**
Power supply	Voltage	V	380 - 400 - 415	380 - 400 - 415	380 - 400 - 415	380 - 400 - 415	380 - 400 - 415
	Phase		Three phase	Three phase	Three phase	Three phase	Three phase
	Frequency	Hz	50	50	50	50	50
Cooling capacity		kW	22.4	28.0	33.5	40.0	45.0
EER [1]		W/W	5.11	4.72	3.91	3.70	3.49
SEER [2]			**7.0**	**7.1**	**6.4**	**6.7**	**6.0**
Running current cooling		A	7.16/6.80/6.55	9.90/9.41/9.07	3.19/13.20/12.70	18.20/17.30/16.70	21.30/20.20/19.50
Input power cooling		kW	4.38	5.93	8.57	10.80	12.90
Heating capacity		kW	25.0	31.5	37.5	45.0	50.0
COP [1]		W/W	5.25	5.17	4.51	4.21	4.17
SCOP [2]			**4.9**	**4.3**	**4.3**	**4.1**	**3.8**
Running current heating		A	7.78/7.39/7.12	10.20/9.66/9.31	13.40/12.80/12.30	18.10/17.20/16.50	20.00/19.00/18.30
Input power heating		kW	4.76	6.09	8.32	10.70	12.00
Recommended Fuse		A	25	25	30	40	40
Starting current		A	1.00	1.00	1.00	2.00	2.00
External static pressure (Max)		Pa	80	80	80	80	80
Air flow		m^3/min	210	220	232	232	232
Sound pressure	Normal mode	dB(A)	54.00	57.00	60.00	61.00	62.00
	Silent mode 1 / 2	dB(A)	51.00/49.00	54.00/52.00	57.00/55.00	58.00/56.00	59.00/57.00
Sound power	Normal mode	dB(A)	76.00	78.00	81.00	82.00	82.00
Dimension	H x W x D	mm	1842 x 1180 x 1000	1842 x 1180 x 1000	1842 x 1180 x 1000	1842 x 1180 x 1000	1842 x 1180 x 1000
Net weight		kg	261	262	286	334	334
Pipe diameter [3]	Liquid pipe	Inch (mm)	3/8 (9.52) / 1/2 (12.70)	3/8 (9.52) / 1/2 (12.70)	1/2 (12.70) / 5/8 (15.88)	1/2 (12.70) / 5/8 (15.88)	1/2 (12.70) / 5/8 (15.88)
	Discharge pipe	Inch (mm)	5/8 (15.88) / 3/4 (19.05)	3/4 (19.05) / 7/8 (22.22)	3/4 (19.05) / 7/8 (22.22)	7/8 (22.22) / 1 (25.40)	7/8 (22.22) / 1 (25.40)
	Suction pipe	Inch (mm)	3/4 (19.05) / 7/8 (22.22)	7/8 (22.22) / 1 (25.40)	1 (25.40) / 1-1/8 (28.58)	1 (25.40) / 1-1/8 (28.58)	1-1/8(28.58)/1-1/4(31.75)
	Balance pipe	Inch (mm)	1/4 (6.35)	1/4 (6.35)	1/4 (6.35)	1/4 (6.35)	1/4 (6.35)
Refrigerant (R410A) / CO_2 Eq.		kg / T	6.80/14.1984	6.80/14.1984	8.30/17.3304	8.30/17.3304	8.30/17.3304
Maximum allowable indoor / outdoor capacity ratio %			50 ~ 150	50 ~ 150	50 ~ 150	50 ~ 150	50 ~ 150
Operating range	Cool Min ~ Max	°C	-10 ~ +52	-10 ~ +52	-10 ~ +52	-10 ~ +52	-10 ~ +52
	Heat Min ~ Max	°C	-20 ~ +18	-20 ~ +18	-20 ~ +18	-20 ~ +18	-20 ~ +18
	Simultaneous op.	°C	-10 ~ +24	-10 ~ +24	-10 ~ +24	-10 ~ +24	-10 ~ +24
RRP		**£**	**7,085**	**7,820**	**9,038**	**10,452**	**12,012**

Solenoid valve kit			**RRP £**
KIT-P56HR3	**KIT-P56HR3**	3-Pipe control Solenoid valve kit (up to 5.6 kW)	**451**
	CZ-P56HR3	Solenoid valve kit (up to 5.6 kW)	**370**
	CZ-CAPE2	3-Pipe control PCB	**81**
KIT-P160HR3	**KIT-P160HR3**	3-Pipe control Solenoid valve kit (from 5.6 to 16.0 kW)	**531**
	CZ-P160HR3	Solenoid valve kit (from 5.6 kW to 16.0 kW)	**450**
	CZ-CAPE2	3-Pipe control PCB	**81**
CZ-CAPEK2 [4]		3-Pipe control PCB for wall-mounted	**89**

3-Pipe control box kit		**RRP £**
CZ-P456HR3	4 ports 3 pipe box (up to 5.6 kW per port)	**2,262**
CZ-P656HR3	6 ports 3 pipe box (up to 5.6 kW per port)	**3,105**
CZ-P856HR3	8 ports 3 pipe box (up to 5.6 kW per port)	**4,232**
CZ-P4160HR3	4 ports 3 pipe box (up to 16.0 kW per port)	**2,522**

1) EER and COP calculation is based in accordance to EN14511. 2) SEER/SCOP is calculated based on the seasonal space cooling/heating efficiency "Ð" values of the COMMISSION REGULATION (EU) 2016/2281. SEER, SCOP = (Ð + Correction) × PEF. 3) Pipe diameter under 90 m for ultimate indoor unit / over 90 m for ultimate indoor unit (if the longest piping equivalent length exceeds 90 m, increase the sizes of the main tubes by 1 rank for gas tubes and liquid tubes). 4) Available for S-45/56/73/106MK2E5B.

- Achieving SCOP 4.8 as the top class in the industry (LOT21 Seasonal heating efficiency value for 8 HP outdoor unit)
- Simultaneous cooling and heating operation with up to 39 indoor units
- Slim heat recovery boxes with just 200 mm height fit with the ceiling space limited in hotel applications
- Rotation operation function and back-up operation function provided

HIGH COP | INVERTER+ | -20°C HEATING MODE

Technical focus

- High SEER/SCOP at full Load capacity (follows LOT21)
- EER, COP: Eurovent certified
- Standardisation of outdoor unit to one compact casing size
- The constant-speed compressor adopts a high-performance internal high-pressure scroll
- Up to 52 indoor units connectable
- High external static pressure 80 Pa with a newly designed fan, fan guard, motor, and casing
- Silent outdoor unit operation: Minimum 54 dB(A) for 8 HP
- Bluefin condenser outdoor unit

Rating Conditions: Cooling Indoor 27 °C DB / 19 °C WB. Cooling Outdoor 35 °C DB / 24 °C WB. Heating Indoor 20 °C DB. Heating Outdoor 7 °C DB / 6 °C WB. (DB: Dry Bulb; WB: Wet Bulb).
Specifications subject to change without notice. For detailed information about ErP / Energy Labelling, please visit our websites www.aircon.panasonic.eu or www.ptc.panasonic.eu.

Slim 3-Pipe Control Box Kit / Multiple connection type

Heat recovery Box to connect multiple indoor units with just one box, 4, 6 and up to 8 indoor units or groups.
The height is only 200 mm. This is good advantage specially in hotel applications, where space for connecting several boxes is limited.

Individual control of multiple indoor units with solenoid valve kits.
· Any design and layout can be used in a single system.
· Cooling operation is possible up to an outdoor temperature of -10 °C.

System structure.

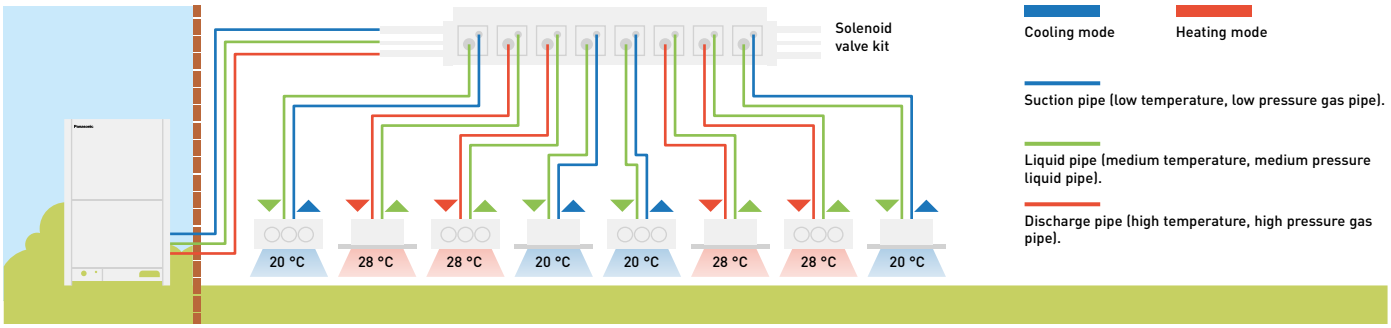







	1 port	4 port	6 port	8 port
56 type	CZ-P56HR3	CZ-P456HR3	CZ-P656HR3	CZ-P856HR3
160 type	CZ-P160HR3	CZ-P4160HR3	—	—

Solenoid valve kit / wiring work

Current model / single connection type.

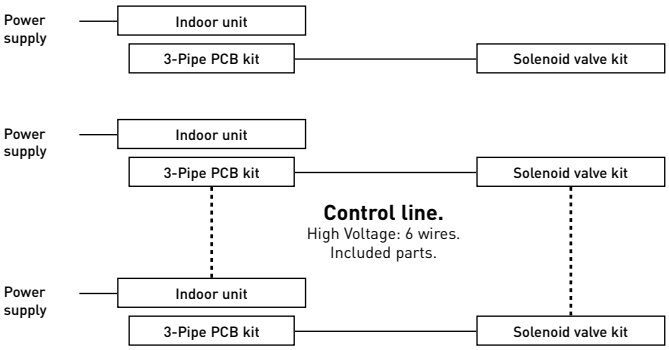

New model / multiple connection type.

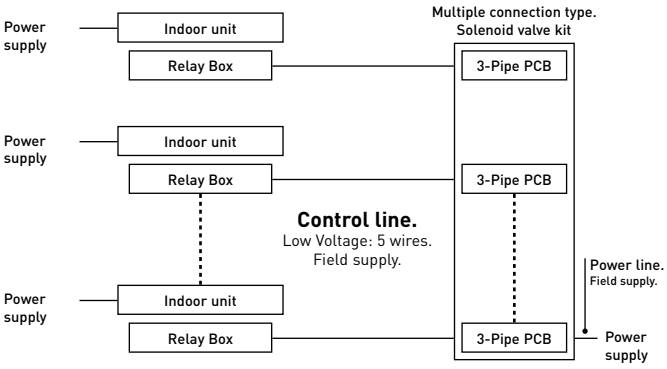

3-Pipe PCB kit.
Separately purchased.

Parts included in HR3 kit.

Signal Relay Box.
Included accessory.

Parts included in HR3 kit.



3-Pipe ECOi EX MF3 Series Combination from 18 to 32 HP

HP			18 HP	20 HP	22 HP	24 HP	26 HP	28 HP	30 HP	32 HP
Model name			U-8MF3E8 U-10MF3E8	U-8MF3E8 U-12MF3E8	U-10MF3E8 U-12MF3E8	U-12MF3E8 U-12MF3E8	U-10MF3E8 U-16MF3E8	U-12MF3E8 U-16MF3E8	U-14MF3E8 U-16MF3E8	U-16MF3E8 U-16MF3E8
Power supply	Voltage	V	380 - 400 - 415	380 - 400 - 415	380 - 400 - 415	380 - 400 - 415	380 - 400 - 415	380 - 400 - 415	380 - 400 - 415	380 - 400 - 415
	Phase		Three phase	Three phase	Three phase	Three phase	Three phase	Three phase	Three phase	Three phase
	Frequency	Hz	50	50	50	50	50	50	50	50
Cooling capacity		kW	50.0	56.0	61.5	68.0	73.0	78.5	85.0	90.0
EER [1]		W/W	4.90	4.31	4.24	3.89	3.88	3.65	3.59	3.49
Running current cooling		A	16.8/16.0/15.4	21.0/20.0/19.2	23.7/22.5/21.7	28.3/26.9/25.9	31.0/29.5/28.4	35.1/33.4/32.2	39.6/37.6/36.2	42.6/40.5/39.0
Input power cooling		kW	10.20	13.00	14.50	17.50	18.80	21.50	23.70	25.8
Heating capacity		kW	56.0	63.0	69.0	76.5	81.5	87.5	95.0	100.0
COP [1]		W/W	5.23	4.77	4.79	4.47	4.50	4.31	4.19	4.17
Running current heating		A	17.7/16.8/16.2	21.3/20.3/19.5	23.5/22.3/21.5	27.6/26.3/25.3	30.2/28.7/27.7	33.5/31.8/30.7	37.9/36.0/34.7	40.1/38.1/36.7
Input power heating		kW	10.70	13.20	14.40	17.10	18.10	20.30	22.70	24.00
Recommended Fuse		A								
Starting current		A	2.00	2.00	2.00	2.00	3.00	3.00	4.00	4.00
External static pressure (Max)		Pa	80	80	80	80	80	80	80	80
Air flow		m³/min	430	442	452	464	452	464	464	464
Sound pressure	Normal mode	dB(A)	59.00	61.00	62.00	63.00	63.50	64.50	64.50	65.00
	Silent mode 1 / 2	dB(A)	56.00/54.00	58.00/56.00	59.00/57.00	60.00/58.00	60.50/58.50	61.50/59.50	61.50/59.50	62.00/60.00
Sound power	Normal mode	dB(A)	81.50	84.00	84.50	86.00	84.50	86.00	86.00	86.00
Dimension	H x W x D	mm	1842 x 2360 (+60) x 1000	1842 x 2360 (+60) x 1000	1842 x 2360 (+60) x 1000	1842 x 2360 (+60) x 1000	1842 x 2360 (+60) x 1000	1842 x 2360 (+60) x 1000	1842 x 2360 (+60) x 1000	1842 x 2360 (+60) x 1000
Net weight		kg	523	547	548	574	596	620	668	668
Pipe diameter [2]	Liquid pipe	Inch (mm)	5/8 (15.88) / 3/4 (19.05)	5/8 (15.88) / 3/4 (19.05)	5/8 (15.88) / 3/4 (19.05)	5/8 (15.88) / 3/4 (19.05)	3/4 (19.05) / 7/8 (22.22)	3/4 (19.05) / 7/8 (22.22)	3/4 (19.05) / 7/8 (22.22)	3/4 (19.05) / 7/8 (22.22)
	Discharge pipe	Inch (mm)	7/8 (22.22) / 1 (25.40)	7/8 (22.22) / 1 (25.40)	1 (25.40) / 1-1/8 (28.58)	1 (25.40) / 1-1/8 (28.58)	1 (25.40) / 1-1/8 (28.58)	1-1/8 (28.58) / 1-1/4 (31.75)	1-1/8 (28.58) / 1-1/4 (31.75)	1-1/8 (28.58) / 1-1/4 (31.75)
	Suction pipe	Inch (mm)	1-1/8 (28.58) / 1-1/4 (31.75)	1-1/8 (28.58) / 1-1/4 (31.75)	1-1/8 (28.58) / 1-1/4 (31.75)	1-1/8 (28.58) / 1-1/4 (31.75)	1-1/4 (31.75) / 1-1/2 (38.10)	1-1/4 (31.75) / 1-1/2 (38.10)	1-1/4 (31.75) / 1-1/2 (38.10)	1-1/4 (31.75) / 1-1/2 (38.10)
	Balance pipe	Inch (mm)	1/4 (6.35)	1/4 (6.35)	1/4 (6.35)	1/4 (6.35)	1/4 (6.35)	1/4 (6.35)	1/4 (6.35)	1/4 (6.35)
Refrigerant (R410A) / CO_2 Eq.		kg / T	13.60/28.3968	15.10/31.5288	15.10/31.5288	16.60/34.6608	15.10/31.5288	16.60/34.6608	16.60/34.6608	16.60/34.6608
Maximum allowable indoor / outdoor capacity ratio %			50 ~ 150	50 ~ 150	50 ~ 150	50 ~ 150	50 ~ 150	50 ~ 150	50 ~ 150	50 ~ 150
Operating range	Cool Min ~ Max	°C	-10 ~ +52	-10 ~ +52	-10 ~ +52	-10 ~ +52	-10 ~ +52	-10 ~ +52	-10 ~ +52	-10 ~ +52
	Heat Min ~ Max	°C	-20 ~ +18	-20 ~ +18	-20 ~ +18	-20 ~ +18	-20 ~ +18	-20 ~ +18	-20 ~ +18	-20 ~ +18
	Simultaneous op.	°C	-10 ~ +24	-10 ~ +24	-10 ~ +24	-10 ~ +24	-10 ~ +24	-10 ~ +24	-10 ~ +24	-10 ~ +24
RRP		**£**	**14,905**	**16,123**	**16,858**	**18,076**	**19,832**	**21,050**	**22,464**	**24,024**

3-Pipe ECOi EX MF3 Series Combination from 34 to 48 HP

HP			34 HP	36 HP	38 HP	40 HP	42 HP	44 HP	46 HP	48 HP
Model name			U-8MF3E8 U-10MF3E8 U-16MF3E8	U-8MF3E8 U-12MF3E8 U-16MF3E8	U-10MF3E8 U-12MF3E8 U-16MF3E8	U-8MF3E8 U-16MF3E8 U-16MF3E8	U-10MF3E8 U-16MF3E8 U-16MF3E8	U-12MF3E8 U-16MF3E8 U-16MF3E8	U-14MF3E8 U-16MF3E8 U-16MF3E8	U-16MF3E8 U-16MF3E8 U-16MF3E8
Power supply	Voltage	V	380 - 400 - 415	380 - 400 - 415	380 - 400 - 415	380 - 400 - 415	380 - 400 - 415	380 - 400 - 415	380 - 400 - 415	380 - 400 - 415
	Phase		Three phase	Three phase	Three phase	Three phase	Three phase	Three phase	Three phase	Three phase
	Frequency	Hz	50	50	50	50	50	50	50	50
Cooling capacity		kW	96.0	101.0	107.0	113.0	118.0	124.0	130.0	135.0
EER [1]		W/W	4.10	3.90	3.88	3.72	3.72	3.58	3.55	3.49
Running current cooling		A	38.6/36.7/35.4	42.3/40.2/38.7	45.6/43.3/41.7	50.2/47.7/46.0	52.4/49.7/47.9	56.5/53.7/51.8	61.1/58.1/56.0	63.9/60.7/58.5
Input power cooling		kW	23.40	25.90	27.60	30.40	31.70	34.60	36.60	38.70
Heating capacity		kW	108.0	113.0	119.0	127.0	132.0	138.0	145.0	150.0
COP [1]		W/W	4.64	4.48	4.51	4.31	4.36	4.25	4.18	4.17
Running current heating		A	38.9/37.0/35.6	41.6/39.5/38.1	43.6/41.4/39.9	49.3/46.8/45.1	50.6/48.1/46.3	53.7/51.0/49.1	57.9/55.0/53.0	60.1/57.1/55.0
Input power heating		kW	23.30	25.20	26.40	29.50	30.30	32.50	34.70	36.00
Recommended Fuse		A								
Starting current		A	4.00	4.00	4.00	5.00	5.00	5.00	6.00	6.00
External static pressure (Max)		Pa	80	80	80	80	80	80	80	80
Air flow		m³/min	662	674	684	674	684	696	696	696
Sound pressure	Normal mode	dB(A)	64.00	64.50	65.00	65.50	66.00	66.50	66.50	67.00
	Silent mode 1 / 2	dB(A)	61.00/59.00	61.50/59.50	62.00/60.00	62.50/60.50	63.00/61.00	63.50/61.50	63.50/61.50	64.00/62.00
Sound power	Normal mode	dB(A)	84.50	85.50	85.50	85.50	86.00	86.50	87.00	87.00
Dimension	H x W x D	mm	1842 x 3540 (+120) x 1000	1842 x 3540 (+120) x 1000	1842 x 3540 (+120) x 1000	1842 x 3540 (+120) x 1000	1842 x 3540 (+120) x 1000	1842 x 3540 (+120) x 1000	1842 x 3540 (+120) x 1000	1842 x 3540 (+120) x 1000
Net weight		kg	857	881	882	929	930	954	1002	1002
Pipe diameter [2]	Liquid pipe	Inch (mm)	3/4 (19.05) / 7/8 (22.22)	3/4 (19.05) / 7/8 (22.22)	3/4 (19.05) / 7/8 (22.22)	3/4 (19.05) / 7/8 (22.22)	3/4 (19.05) / 7/8 (22.22)	3/4 (19.05) / 7/8 (22.22)	3/4 (19.05) / 7/8 (22.22)	3/4 (19.05) / 7/8 (22.22)
	Discharge pipe	Inch (mm)	1-1/8 (28.58) / 1-1/4 (31.75)	1-1/8 (28.58) / 1-1/4 (31.75)	1-1/4 (31.75) / 1-1/2 (38.10)	1-1/4 (31.75) / 1-1/2 (38.10)	1-1/4 (31.75) / 1-1/2 (38.10)	1-1/4 (31.75) / 1-1/2 (38.10)	1-1/4 (31.75) / 1-1/2 (38.10)	1-1/4 (31.75) / 1-1/2 (38.10)
	Suction pipe	Inch (mm)	1-1/4 (31.75) / 1-1/2 (38.10)	1-1/2 (38.10) / 1-5/8 (41.28)	1-1/2 (38.10) / 1-5/8 (41.28)	1-1/2 (38.10) / 1-5/8 (41.28)	1-1/2 (38.10) / 1-5/8 (41.28)	1-1/2 (38.10) / 1-5/8 (41.28)	1-1/2 (38.10) / 1-5/8 (41.28)	1-1/2 (38.10) / 1-5/8 (41.28)
	Balance pipe	Inch (mm)	1/4 (6.35)	1/4 (6.35)	1/4 (6.35)	1/4 (6.35)	1/4 (6.35)	1/4 (6.35)	1/4 (6.35)	1/4 (6.35)
Refrigerant (R410A) / CO_2 Eq.		kg / T	21.90/45.72719	23.40/48.85919	23.40/48.85919	23.40/48.85919	23.40/48.85919	24.90/46.3536	24.90/51.9912	24.90/51.9912
Maximum allowable indoor / outdoor capacity ratio %			50 ~ 150	50 ~ 150	50 ~ 150	50 ~ 150	50 ~ 150	50 ~ 150	50 ~ 150	50 ~ 150
Operating range	Cool Min ~ Max	°C	-10 ~ +52	-10 ~ +52	-10 ~ +52	-10 ~ +52	-10 ~ +52	-10 ~ +52	-10 ~ +52	-10 ~ +52
	Heat Min ~ Max	°C	-20 ~ +18	-20 ~ +18	-20 ~ +18	-20 ~ +18	-20 ~ +18	-20 ~ +18	-20 ~ +18	-20 ~ +18
	Simultaneous op.	°C	-10 ~ +24	-10 ~ +24	-10 ~ +24	-10 ~ +24	-10 ~ +24	-10 ~ +24	-10 ~ +24	-10 ~ +24
RRP		**£**	**26,917**	**28,135**	**28,870**	**31,109**	**31,844**	**33,062**	**34,476**	**36,036**

1) EER and COP calculation is based in accordance to EN14511. 2) Pipe diameter under 90 m for ultimate indoor unit / over 90 m for ultimate indoor unit (if the longest piping equivalent length exceeds 90 m. increase the sizes of the main tubes by 1 rank for gas tubes and liquid tubes).

Rating Conditions: Cooling Indoor 27 °C DB / 19 °C WB. Cooling Outdoor 35 °C DB / 24 °C WB. Heating Indoor 20 °C DB. Heating Outdoor 7 °C DB / 6 °C WB. (DB: Dry Bulb; WB: Wet Bulb).
Specifications subject to change without notice. For detailed information about ErP / Energy Labelling, please visit our websites www.aircon.panasonic.eu or www.ptc.panasonic.eu.

Eurovent certified technical data

Panasonic's VRF systems - ECOi range is now certified by Eurovent*
The Eurovent certification verifies the performance ratings of heating and cooling systems following European standards. Those data provides products efficiency with full transparency for the benefit of customers and professionals.

Eurovent certified technical data: Mini ECOi LE Series 4 to 10 HP

HP			4 HP				5 HP				6 HP				8 HP		10 HP	
Outdoor units			U-4LE2E5		U-4LE2E8		U-5LE2E5		U-5LE2E8		U-6LE2E5		U-6LE2E8		U-8LE1E8		U-10LE1E8	
Indoor units combination			MF2	MU2	MF2	MU2	MF2	MU2	MF2	MU2	MF2	MU2	MF2	MU2	MF2	MU2	MF2	MU2
Cooling	Pc out [1]	kW	12.1	12.1	12.1	12.1	14	14	14	14	15.5	15.5	15.5	15.5	22.4	22.4	28	28
	Pec out [2]	kW	2.88	2.88	2.88	2.88	3.68	3.68	3.68	3.68	4.56	4.56	4.56	4.56	7.23	7.23	10.77	10.77
	EERout		4.2	4.2	4.2	4.2	3.8	3.8	3.8	3.8	3.4	3.4	3.4	3.4	3.1	3.1	2.6	2.6
Seasonal Cooling	SEER		7.8	7.8	7.8	7.8	7.5	7.5	7.5	7.5	7.2	7.2	7.2	7.2	6.3	6.3	6.4	6.4
	ηsc	%	311	311	311	311	296.2	296.2	296.2	296.2	286.8	286.8	286.8	286.8	247.9	247.9	251.8	251.8
Cooling PL Condition B	PcB	kW	8.9	8.9	8.9	8.9	10.3	10.3	10.3	10.3	11.4	11.4	11.4	11.4	16.5	16.5	20.6	20.6
	EERB		6.7	6.7	6.7	6.7	5.9	5.9	5.9	5.9	5.4	5.4	5.4	5.4	4.8	4.8	4.4	4.4
Cooling PL Condition C	PcC	kW	5.7	5.7	5.7	5.7	6.6	6.6	6.6	6.6	7.3	7.3	7.3	7.3	10.6	10.6	13.2	13.2
	EERC		12.1	12.1	12.1	12.1	11	11	11	11	10.2	10.2	10.2	10.2	7.8	7.8	8.2	8.2
Cooling PL Condition D	PcD	kW	2.7	2.7	2.7	2.7	2.9	2.9	2.9	2.9	3.4	3.4	3.4	3.4	8	8	9	9
	EERD		9.6	9.6	9.6	9.6	10.3	10.3	10.3	10.3	11.7	11.7	11.7	11.7	12.8	12.8	15.4	15.4
Seasonal Heating	Pdesignh	kW	10	10	10	10	12.5	12.5	12.5	12.5	13	13	13	13	17.5	17.5	19.6	19.6
	SCOP		4.9	4.9	4.9	4.9	4.4	4.4	4.4	4.4	4.2	4.2	4.2	4.2	4.2	4.2	4.3	4.3
	ηsc	%	191.8	191.8	191.8	191.8	172.9	172.9	172.9	172.9	166.7	166.7	166.7	166.7	166.4	166.4	169.5	169.5
Heating PL Condition A	PhA	kW	8.8	8.8	8.8	8.8	11	11	11	11	11.5	11.5	11.5	11.5	15.4	15.4	17.3	17.3
	COPA		3.5	3.5	3.5	3.5	2.8	2.8	2.8	2.8	2.6	2.6	2.6	2.6	2.7	2.7	2.6	2.6
Heating PL Condition B	PhB	kW	5.3	5.3	5.3	5.3	6.7	6.7	6.7	6.7	7	7	7	7	9.4	9.4	10.5	10.5
	COPB		4.1	4.1	4.1	4.1	3.7	3.7	3.7	3.7	3.6	3.6	3.6	3.6	3.8	3.8	3.9	3.9
Heating PL Condition C	PhC	kW	3.4	3.4	3.4	3.4	4.3	4.3	4.3	4.3	4.5	4.5	4.5	4.5	6	6	6.7	6.7
	COPC		7.7	7.7	7.7	7.7	7.5	7.5	7.5	7.5	7.4	7.4	7.4	7.4	6.6	6.6	6.8	6.8
Heating PL Condition D	PhD	kW	4.4	4.4	4.4	4.4	4.4	4.4	4.4	4.4	4.4	4.4	4.4	4.4	6.4	6.4	6.6	6.6
	COPD		9.8	9.8	9.8	9.8	9.8	9.8	9.8	9.8	9.8	9.8	9.8	9.8	8.1	8.1	8.9	8.9
T bivalent	Tbiv	°C	-10	-10	-10	-10	-9	-9	-9	-9	-7	-7	-7	-7	-7	-7	-7	-7
	PhTbiv	kW	10	10	10	10	12	12	12	12	11.5	11.5	11.5	11.5	15.4	15.4	17.3	17.3
	COPTbiv		2.9	2.9	2.9	2.9	2.6	2.6	2.6	2.6	2.6	2.6	2.6	2.6	2.7	2.7	2.6	2.6
Psbc		W	9	9	9	9	9	9	9	9	9	9	9	9	18	18	18	18
Psbh		W	33	33	33	33	33	33	33	33	33	33	33	33	48	48	48	48
Poffc		W	9	9	9	9	9	9	9	9	9	9	9	9	18	18	18	18
Poffh		W	33	33	33	33	33	33	33	33	33	33	33	33	48	48	48	48
Ptoc		W	33	33	33	33	33	33	33	33	33	33	33	33	48	48	48	48
Ptoh		W	33	33	33	33	33	33	33	33	33	33	33	33	48	48	48	48
Pckc		W	33	33	33	33	33	33	33	33	33	33	33	33	48	48	48	48
Pckh		W	33	33	33	33	33	33	33	33	33	33	33	33	48	48	48	48
PSB		W	33	33	33	33	33	33	33	33	33	33	33	33	48	48	48	48
Sound power level		dB(A)	69	69	69	69	71	71	71	71	73	73	73	73	79	79	83	83
Sound power level in heating		dB(A)	72	72	72	72	75	75	75	75	75	75	75	75	83	83	84	84

Eurovent certified technical data: 2-Pipe ECOi EX ME2 Series 8 to 20 HP

HP			8 HP		10 HP		12 HP		14 HP		16 HP		18 HP		20 HP	
Outdoor units			U-8ME2E8		U-10ME2E8		U-12ME2E8		U-14ME2E8		U-16ME2E8		U-18ME2E8		U-20ME2E8	
Indoor units combination			MF2	MU2	MF2	MU2	MF2	MU2	MF2	MU2	MF2	MU2	MF2	MU2	MF2	MU2
Cooling	Pc out [1]	kW	19.7	19.7	24.6	24.6	33.5	33.5	40	40	45	45	50	50	56	56
	Pec out [2]	kW	5.79	5.79	8.79	8.79	11.55	11.55	13.33	13.33	18.75	18.75	17.86	17.86	23.33	23.33
	EERout		3.4	3.4	2.8	2.8	2.9	2.9	3	3	2.4	2.4	2.8	2.8	2.4	2.4
Seasonal Cooling	SEER		7.4	7.4	7	7	6.7	6.7	7.2	7.2	6.4	6.4	7.6	7.6	7	7
	ηsc	%	294.3	294.3	275.4	275.4	266.6	266.6	286	286	254.3	254.3	299.2	299.2	278.2	277
Cooling PL Condition B	PcB	kW	14.5	14.5	18.1	18.1	24.6	24.6	29.4	29.4	33.1	33.1	36.8	36.8	41.2	41.2
	EERB		5.7	5.7	4.8	4.8	4.6	4.6	4.9	4.9	4.2	4.2	5	5	4.6	4.6
Cooling PL Condition C	PcC	kW	9.3	9.3	11.6	11.6	15.8	15.8	18.9	18.9	21.3	21.3	23.6	23.6	26.5	26.5
	EERC		11.8	11.8	9.6	9.6	8.1	8.1	9.4	9.4	8.2	8.2	9.8	9.8	9	9
Cooling PL Condition D	PcD	kW	8.2	8.2	9.3	9.3	8.2	8.2	8.4	8.4	9.4	9.4	10.5	10.5	11.7	11.7
	EERD		13.7	13.7	18.9	18.9	18.4	18.4	22.6	22.6	22.1	22.1	25.2	25.2	24.6	24.6
Seasonal Heating	Pdesignh	kW	17.5	17.5	22	22	26.2	26.2	31.5	31.5	35	35	39.2	39.2	44.1	44.1
	SCOP		4.8	4.8	4.3	4.3	4.7	4.7	4.3	4.3	4.1	4.1	4.3	4.3	4.1	4.1
	ηsc	%	188.4	188.4	167.6	167.6	185.8	185.8	168.2	168.2	159	159	168.7	168.7	160.4	161
Heating PL Condition A	PhA	kW	15.4	15.4	19.4	19.4	23.1	23.1	27.8	27.8	30.9	30.9	34.6	34.6	39	39
	COPA		2.8	2.8	2.6	2.6	2.8	2.8	2.5	2.5	2.3	2.3	2.6	2.6	2.4	2.4
Heating PL Condition B	PhB	kW	9.4	9.4	11.8	11.8	14.1	14.1	16.9	16.9	18.8	18.8	21.1	21.1	23.7	23.7
	COPB		4.5	4.5	3.6	3.6	4.2	4.2	3.7	3.7	3.6	3.6	3.7	3.7	3.5	3.5
Heating PL Condition C	PhC	kW	6	6	7.6	7.6	9	9	10.9	10.9	12.1	12.1	13.5	13.5	15.2	15.2
	COPC		7.2	7.2	7.7	7.7	7.7	7.7	7.4	7.4	6.6	6.6	7.1	7.1	6.9	6.9
Heating PL Condition D	PhD	kW	7.1	7.1	7	7	7.2	7.2	6.7	6.7	6.6	6.6	7.4	7.4	7.4	7.4
	COPD		8.9	8.9	9.6	9.6	9.3	9.3	10.2	10.2	10	10	10.3	10.3	10.3	10.3
T bivalent	Tbiv	°C	-9	-9	-7	-7	-9	-9	-7	-7	-7	-7	-7	-7	-7	-7
	PhTbiv	kW	16.8	16.8	19.4	19.4	25.1	25.1	27.8	27.8	30.9	30.9	34.6	34.6	39	39
	COPTbiv		2.6	2.6	2.6	2.6	2.6	2.6	2.5	2.5	2.3	2.3	2.6	2.6	2.4	2.4
Psbc		W	48	48	48	48	48	48	88	88	88	88	88	88	88	88
Psbh		W	48	48	48	48	48	48	88	88	88	88	88	88	88	88
Poffc		W	48	48	48	48	48	48	88	88	88	88	88	88	88	88
Poffh		W	48	48	48	48	48	48	88	88	88	88	88	88	88	88
Ptoc		W	48	48	48	48	48	48	88	88	88	88	88	88	88	88
Ptoh		W	48	48	48	48	48	48	88	88	88	88	88	88	88	88
Pckc		W	48	48	48	48	48	48	88	88	88	88	88	88	88	88
Pckh		W	48	48	48	48	48	48	88	88	88	88	88	88	88	88
PSB		W	48	48	48	48	48	48	88	88	88	88	88	88	88	88
Sound power level		dB(A)	80	80	81	81	85	85	86	86	87	87	86	86	86	86
Sound power level in heating		dB(A)	81	81	84	84	85	85	85	85	89	89	89	89	89	89

Eurovent certified technical data: 3-Pipe ECOi EX MF3 Series 8 to 16 HP

HP			8 HP		10 HP		12 HP		14 HP		16 HP	
Outdoor units			U-8MF3E8		U-10MF3E8		U-12MF3E8		U-14MF3E8		U-16MF3E8	
Indoor units combination			MF2	MU2	MF2	MU2	MF2	MU2	MF2	MU2	MF2	MU2
Cooling	Pc out [1]	kW	22.4	22.4	28	28	33.5	33.5	40	40	45	45
	Pec out [2]	kW	7.23	7.23	10.77	10.77	12.88	12.88	15.38	15.38	19.57	19.57
	EERout		3.1	3.1	2.6	2.6	2.6	2.6	2.6	2.6	2.3	2.3
Seasonal Cooling	SEER		7	7	7	7	6.4	6.4	6.7	6.7	6	6
	ηsc	%	277	277.7	278.9	278.9	252.7	252.7	264.4	264.4	237.7	237.7
Cooling PL Condition B	PcB	kW	16.5	16.5	20.6	20.6	24.6	24.6	29.4	29.4	33.1	33.1
	EERB		4.9	4.9	4.6	4.6	4.3	4.3	4.4	4.4	3.9	3.9
Cooling PL Condition C	PcC	kW	10.6	10.6	13.2	13.2	15.8	15.8	18.9	18.9	21.3	21.3
	EERC		9.1	9.1	9.3	9.3	7.7	7.7	8.3	8.3	7.4	7.4
Cooling PL Condition D	PcD	kW	7.2	7.2	8.5	8.5	7.1	7.1	8.5	8.5	9.4	9.4
	EERD		16.5	16.5	19.7	19.7	15.7	15.7	19.7	19.7	17.4	17.4
Seasonal Heating	Pdesignh	kW	17.5	17.5	22	22	26.2	26.2	31.5	31.5	35	35
	SCOP		4.8	4.8	4.2	4.2	4.3	4.3	4.1	4.1	3.8	3.8
	ηsc	%	189	190.9	166.8	166.8	167.8	167.8	162.1	162.1	149.3	149.3
Heating PL Condition A	PhA	kW	15.4	15.4	19.4	19.4	23.1	23.1	27.8	27.8	30.9	30.9
	COPA		2.9	2.9	2.5	2.5	2.7	2.7	2.4	2.4	2.2	2.2
Heating PL Condition B	PhB	kW	9.4	9.4	11.8	11.8	14.1	14.1	16.9	16.9	18.8	18.8
	COPB		4.6	4.6	3.7	3.7	3.7	3.7	3.6	3.6	3.3	3.3
Heating PL Condition C	PhC	kW	6	6	7.6	7.6	9	9	10.9	10.9	12.1	12.1
	COPC		7.1	7.1	7.4	7.4	6.9	6.9	7.1	7.1	6.5	6.5
Heating PL Condition D	PhD	kW	6.7	6.7	6.9	6.9	6.5	6.5	6.6	6.6	6.6	6.6
	COPD		8.7	8.7	9.4	9.4	9	9	9.6	9.6	9.6	9.6
T bivalent	Tbiv	°C	-9	-9	-7	-7	-9	-9	-7	-7	-7	-7
	PhTbiv	kW	16.8	16.8	19.4	19.4	25.1	25.1	27.8	27.8	30.9	30.9
	COPTbiv		2.6	2.6	2.5	2.5	2.3	2.3	2.4	2.4	2.2	2.2
Psbc		W	17	17	17	17	17	17	25	25	25	25
Psbh		W	50	50	50	50	50	50	91	91	91	91
Poffc		W	17	17	17	17	17	17	25	25	25	25
Poffh		W	50	50	50	50	50	50	91	91	91	91
Ptoc		W	17	17	17	17	17	17	25	25	25	25
Ptoh		W	50	50	50	50	50	50	91	91	91	91
Pckc		W	50	50	50	50	50	50	91	91	91	91
Pckh		W	50	50	50	50	50	50	91	91	91	91
PSB		W	50	50	50	50	50	50	91	91	91	91
Sound power level		dB(A)	79	79	80	80	84	84	86	86	86	86
Sound power level in heating		dB(A)	77	77	82	82	86	86	86	86	88	88

[1] Pc out = Capacity; [2] Pec out = Input power. *Please refer an official website https://www.eurovent-certification.com/en/ for each test condition.
Specifications subject to change without notice. For detailed information about ErP / Energy Labelling, please visit our websites www.aircon.panasonic.eu or www.ptc.panasonic.eu.

Panasonic introducing the gas driven VRF

ECO G gas VRF is specially designed for buildings where the electricity is restricted or CO_2 emissions must be reduced.

1 Limited electric supply

Electric consumption of ECO G is only 9 % compared to ECOi because gas engine is utilized for the compressor driving source.

2 High demand of DHW with heating and cooling cogeneration

DHW is produced effectively thanks to heat from engine exhaust during heating and cooling.

3 Open and flexible design

ECO G system is designed to connect various Indoor units and controllers which is available for ECOi system. With GE3 series, Pump Down system has been implemented to answer commercial needs.

4 Quick start up in heating at low ambient temperature

Gas heat pump systems make your building comfortably warm with a quick start by using waste heat from engine.
Heating mode works from -21 °C of ambient temperature.

Comparison of heating capacity.

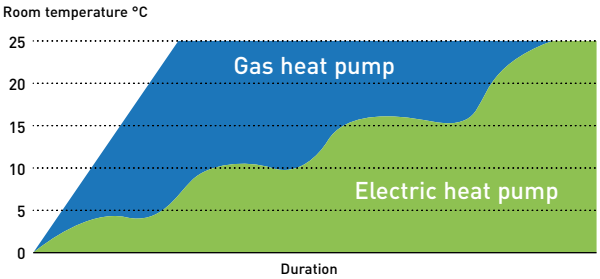

2-Pipe ECO G GE3 Series

Designed for better energy efficiency. SEER has been increased by maximum 120 %.

3-Pipe ECO G GF3 Series

3 Way heat recovery system with simultaneous heating and cooling.

2-Pipe ECO G GE3 Series

The GE3 Series has a top level of seasonal efficiency in this category. In addition, this product fits with special needs for commercial application thanks to DHW priority setting and auto pump down functions.

HP			16 HP	20 HP	25 HP	30 HP
Model			**U-16GE3E5**	**U-20GE3E5**	**U-25GE3E5**	**U-30GE3E5**
Power supply	Voltage	V	220 - 230 - 240	220 - 230 - 240	220 - 230 - 240	220 - 230 - 240
	Phase		Single phase	Single phase	Single phase	Single phase
	Frequency	Hz	50	50	50	50
Cooling capacity		kW	45.0	56.0	71.0	85.0
Refrigeration load Pdesign		kW	45.0	56.0	71.0	85.0
Ðsc (LOT21) [1)]		**%**	**220.60**	**219.30**	**240.10**	**229.30**
Input power cooling		kW	1.17	1.12	1.80	1.80
Hot water in cooling mode (at 65 °C outlet)		kW	23.60	29.10	36.40	46.00
Max COP in hot water		W/W	1.55	1.55	1.49	1.47
Gas consumption cooling		kW	41.10	52.10	67.20	84.10
Heating capacity	Standard	kW	50.0	63.0	80.0	95.0
	Low temperature	kW	53.0	67.0	78.0	90.0
Refrigeration load Pdesign		kW	37.0	53.0	60.0	65.0
Ðsh (LOT21) [1)]		**%**	**150.60**	**143.70**	**146.90**	**151.30**
Input power heating		kW	0.56	1.05	0.91	1.75
Gas consumption heating	Standard	kW	38.00	51.10	68.60	75.30
	Low temperature	kW	45.40	62.70	60.70	73.90
Recommended Fuse		A				
Starter amperes		A	30	30	30	30
External static pressure		Pa	10	10	10	10
Air flow		m³/min	370	420	460	460
Sound power	Normal	dB(A)	80	80	84	84
	Silent mode	dB(A)	77	77	81	81
Dimension	H x W x D	mm	2255 x 1650 x 1000	2255 x 1650 x 1000	2255 x 2026 x 1000	2255 x 2026 x 1000
Net weight		kg	765	765	870	880
Pipe diameter	Liquid pipe	Inch (mm)	1/2 (12.70)	5/8 (15.88)	5/8 (15.88)	3/4 (19.05)
	Gas pipe	Inch (mm)	1-1/8 (28.58)	1-1/8 (28.58)	1-1/8 (28.58)	1-1/4 (31.75)
	Fuel gas	Inch (mm)	19.05 (R3/4)	19.05 (R3/4)	19.05 (R3/4)	19.05 (R3/4)
	Exhaust drain port	mm	25	25	25	25
	Hot water supply in/out		Rp3/4 (Nut. thread)	Rp3/4 (Nut. thread)	Rp3/4 (Nut. thread)	Rp3/4 (Nut. thread)
Elevation difference (in/out)			50	50	50	50
Refrigerant (R410A) / CO_2 Eq.		kg / T	11.50 / 24.00	11.50 / 24.00	11.50 / 24.00	11.50 / 24.00
Maximum number of connectable indoor units			26	33	41	50
Operating range	Cool Min ~ Max	°C (DB)	-10 ~ +43	-10 ~ +43	-10 ~ +43	-10 ~ +43
	Heat Min ~ Max	°C (WB)	-21 ~ +18	-21 ~ +18	-21 ~ +18	-21 ~ +18
RRP		**£**	**29,369**	**33,473**	**35,762**	**39,966**

1) SEER/SCOP is calculated based on the seasonal space cooling/heating efficiency "Ð" values of the COMMISSION REGULATION (EU) 2016/2281.

Hot water take out function added. EU safety regulation standard cleared. 25 HP chassis enlarged due to specification improvement. Pre-coat corrosion fin. Auto pump down function.

Technical focus

- Superior seasonal energy efficiency, maximum 240,1 %
- DHW priority setting
- Operating range in heating down to -21 °C and up to +24 °C for air to water system
- No defrost cycle
- Capacity ratio 50 ~ 200 % [1)]
- Option of DX or chilled water for indoor heat exchange
- Maximum total piping length: 780 m

1) 50 ~ 200 % only when one outdoor unit is installed. In other cases 50 ~ 130 %.

GAS POWERED
ECO G

Rating Conditions: Cooling Indoor 27 °C DB / 19 °C WB. Cooling Outdoor 35 °C DB / 24 °C WB. Heating Indoor 20 °C DB. Heating Outdoor 7 °C DB / 6 °C WB. (DB: Dry Bulb; WB: Wet Bulb).
Specifications subject to change without notice. For detailed information about ErP / Energy Labelling, please visit our websites www.aircon.panasonic.eu or www.ptc.panasonic.eu.

2-Pipe ECO G GE3 Series combination from 32 to 60 HP

The GE3 Series has a top level of seasonal efficiency in this category. In addition, this product fits with special needs for commercial application thanks to DHW priority setting and Auto pump down functions.

HP			32 HP	36 HP	40 HP	45 HP	50 HP	55 HP	60 HP
Model			**U-16GE3E5**	**U-16GE3E5**	**U-20GE3E5**	**U-20GE3E5**	**U-25GE3E5**	**U-25GE3E5**	**U-30GE3E5**
			U-16GE3E5	**U-20GE3E5**	**U-20GE3E5**	**U-25GE3E5**	**U-25GE3E5**	**U-30GE3E5**	**U-30GE3E5**
Power supply	Voltage	V	220 - 230 - 240	220 - 230 - 240	220 - 230 - 240	220 - 230 - 240	220 - 230 - 240	220 - 230 - 240	220 - 230 - 240
	Phase		Single phase	Single phase	Single phase	Single phase	Single phase	Single phase	Single phase
	Frequency	Hz	50	50	50	50	50	50	50
Cooling capacity		kW	90.0	101.0	112.0	127.0	142.0	156.0	170.0
Input power cooling		kW	2.34	2.29	2.24	2.92	3.60	3.60	3.60
Hot water in cooling mode (at 65 °C outlet)		kW	47.20	52.70	58.20	65.50	72.80	82.40	92.00
Max COP in hot water		W/W	1.55	1.55	1.55	1.52	1.49	1.48	1.47
Gas consumption cooling		kW	82.20	93.20	104.20	119.30	134.40	151.30	168.20
Heating capacity	Standard	kW	100.0	113.0	126.0	143.0	160.0	175.0	190.0
	Low temperature	kW	106.0	120.0	134.0	145.0	156.0	168.0	180.0
Input power heating		kW	1.12	1.61	2.10	1.96	1.82	2.66	3.50
Gas consumption heating	Standard	kW	76.00	89.10	102.20	119.70	137.20	143.90	150.60
	Low temperature	kW	90.80	108.10	125.40	123.40	121.40	134.60	147.80
Recommended Fuse		A							
Starter amperes		A	30	30	30	30	30	30	30
External static pressure		Pa	10	10	10	10	10	10	10
Air flow		m³/min	370/370	370/420	420/420	420/460	460/460	460/460	460/460
Sound power	Normal	dB(A)	83	83	83	86	87	87	87
	Silent mode	dB(A)	80	80	80	83	84	84	84
Dimension	Height	mm	2255	2255	2255	2255	2255	2255	2255
	Width	mm	1650+100 +1650	1650+100 +1650	1650+100 +1650	1650+100 +2026	2026+100 +2026	2026+100 +2026	2026+100 +2026
	Depth	mm	1000	1000	1000	1000	1000	1000	1000
Net weight		kg	1530(765+765)	1530(765+765)	1530(765+765)	1635(765+870)	1740(870+870)	1750(870+880)	1760(880+880)
Pipe diameter	Liquid pipe	Inch (mm)	3/4(19.05)	3/4(19.05)	3/4(19.05)	3/4(19.05)	3/4(19.05)	7/8(22.22)	7/8(22.22)
	Gas pipe	Inch (mm)	1-1/4(31.75)	1-1/4(31.75)	1-1/2(38.10)	1-1/2(38.10)	1-1/2(38.10)	1-1/2(38.10)	1-1/2(38.10)
	Fuel gas	Inch (mm)	19.05(R3/4)	19.05(R3/4)	19.05(R3/4)	19.05(R3/4)	19.05(R3/4)	19.05(R3/4)	19.05(R3/4)
	Exhaust drain port	mm	25	25	25	25	25	25	25
	Hot water supply in/out		Rp3/4 (Nut. thread)	Rp3/4 (Nut. thread)	Rp3/4 (Nut. thread)	Rp3/4 (Nut. thread)	Rp3/4 (Nut. thread)	Rp3/4 (Nut. thread)	Rp3/4 (Nut. thread)
Elevation difference (in/out)			50	50	50	50	50	50	50
Refrigerant (R410A) / CO_2 Eq.		kg / T	2x11.50/24.00	2x11.50/24.00	2x11.50/24.00	2x11.50/24.00	2x11.50/24.00	2x11.50/24.00	2x11.50/24.00
Maximum number of connectable indoor units			52	59	64	64	64	64	64
Operating range	Cool Min ~ Max	°C	-10~+43	-10~+43	-10~+43	-10~+43	-10~+43	-10~+43	-10~+43
	Heat Min ~ Max	°C	-21~+18	-21~+18	-21~+18	-21~+18	-21~+18	-21~+18	-21~+18
RRP		**£**	**58,738**	**62,842**	**66,946**	**69,235**	**71,524**	**75,728**	**79,932**

Data is for reference. Hot water take out function added. EU safety regulation standard cleared. 25 HP chassis enlarged due to specification improvement. Pre-coat corrosion fin. Auto pump down function.

Technical focus

- Maximum 60 HP combination
- Superior seasonal energy efficiency, maximum 240,1 %
- DHW priority setting
- Operating range in heating down to -21 °C and up to +24 °C for air to water system
- No defrost cycle
- Option of DX or chilled water for indoor heat exchange
- Maximum total piping length: 780 m

GAS POWERED ECO G

3-Pipe ECO G GF3 Series

DHW available in all seasons.
Domestic hot water can be taken out from waste heat of engine effectively in heating & cooling - all year round.

HP			16 HP	20 HP	25 HP
Model			**U-16GF3E5**	**U-20GF3E5**	**U-25GF3E5**
Power supply	Voltage	V	220 - 230 - 240	220 - 230 - 240	220 - 230 - 240
	Phase		Single phase	Single phase	Single phase
	Frequency	Hz	50	50	50
Cooling capacity		kW	45.0	56.0	71.0
Refrigeration load Pdesign		kW	45.0	56.0	71.0
Ðsc (LOT21) [1]		**%**	**185.20**	**198.80**	**204.90**
Input power cooling		kW	1.17	1.40	1.80
Hot water in cooling mode (at 65 °C outlet)		kW	23.60	27.10	40.50
Gas consumption cooling		kW	45.80	54.80	73.70
Heating capacity	Standard	kW	50.0	63.0	80.0
	Low temperature	kW	53.0	67.0	78.0
Refrigeration load Pdesign		kW	38.0	52.0	60.0
Ðsh (LOT21) [1]		**%**	**139.20**	**140.20**	**150.90**
Input power heating		kW	0.56	1.05	0.91
Gas consumption heating	Standard	kW	42.20	51.10	68.60
Recommended Fuse		A			
Starter amperes		A	30	30	30
Air flow		m^3/min	370	400	460
Sound power	Normal	dB(A)	80	81	84
	Silent mode	dB(A)	77	78	81
Dimension	H x W x D	mm	2255 x 1650 x 1000	2255 x 1650 x 1000	2255 x 2026 x 1000
Net weight		kg	775	775	880
Pipe diameter	Liquid pipe	Inch (mm)	3/4 (19.05)	3/4 (19.05)	3/4 (19.05)
	Gas pipe	Inch (mm)	1 1/8 (28.58)	1 1/8 (28.58)	1 1/8 (28.58)
	Discharge	Inch (mm)	7/8 (22.22)	1 (25.40)	1 (25.40)
	Fuel gas	Inch (mm)	19.05 (R3/4)	19.05 (R3/4)	19.05 (R3/4)
	Exhaust drain port	mm	25	25	25
	Hot water supply in/out		Rp3/4 (Nut. thread)	Rp3/4 (Nut. thread)	Rp3/4 (Nut. thread)
Elevation difference (in/out)		m	50	50	50
Refrigerant (R410A) / CO_2 Eq.		kg / T	11.50 / 24.00	11.50 / 24.00	11.50 / 24.00
Maximum number of connectable indoor units			24	24	24
Operating range	Cool Min ~ Max	°C	-10 ~ +43	-10 ~ +43	-10 ~ +43
	Heat Min ~ Max	°C	-21 ~ +18	-21 ~ +18	-21 ~ +18
RRP		**£**	**31,156**	**34,617**	**37,494**

Solenoid valve kit			RRP £
KIT-P56HR3	**KIT-P56HR3**	3-Pipe control Solenoid valve kit (up to 5,6 kW)	**451**
	CZ-P56HR3	Solenoid valve kit (up to 5,6 kW)	**370**
	CZ-CAPE2	3-Pipe control PCB	**81**
KIT-P160HR3	**KIT-P160HR3**	3-Pipe control Solenoid valve kit (from 5,6 to 16,0 kW)	**531**
	CZ-P160HR3	Solenoid valve kit (from 5,6 kW to 16,0 kW)	**450**
	CZ-CAPE2	3-Pipe control PCB	**81**
CZ-CAPEK2 [4]		3-Pipe control PCB for wall-mounted	**89**

3-Pipe control box kit		RRP £
CZ-P456HR3	4 ports 3 pipe box (up to 5,6 kW per port)	**2,262**
CZ-P656HR3	6 ports 3 pipe box (up to 5,6 kW per port)	**3,105**
CZ-P856HR3	8 ports 3 pipe box (up to 5,6 kW per port)	**4,232**
CZ-P4160HR3	4 ports 3 pipe box (up to 16,0 kW per port)	**2,522**

1) SEER/SCOP is calculated based on the seasonal space cooling/heating efficiency "Ð" values of the COMMISSION REGULATION (EU) 2016/2281. 2) Available for S-45/56/73/106MK2E5B.

Hot water take out function added, EU safety regulation standard cleared. 25 HP chassis enlarged due to specification improvement. Pre-coat corrosion fin. Auto pump down function.

Outstanding seasonal energy efficiency, maximum 204,9 %

· Capacity ratio 50 ~ 200 %
· No defrost cycle
· Maximum total piping length: 780 m

Flexible installation

· Full heating capacity down to -21 °C (WB)
· DHW production for all the year
· Maximum 24 indoor units connectable

GAS POWERED
ECO G

Rating Conditions: Cooling Indoor 27 °C DB / 19 °C WB. Cooling Outdoor 35 °C DB / 24 °C WB. Heating Indoor 20 °C DB. Heating Outdoor 7 °C DB / 6 °C WB. (DB: Dry Bulb; WB: Wet Bulb).
Specifications subject to change without notice. For detailed information about ErP / Energy Labelling, please visit our websites www.aircon.panasonic.eu or www.ptc.panasonic.eu.

Panasonic GHP/EHP Hybrid System. First intelligent technology

Taking advantage of Gas and Electricity to achieve better energy saving ever.

GHP + EHP HYBRID VRF SYSTEM

It is time to save energy utilising the advantages from gas and electricity by Panasonic reliable ECO G / ECOi technology

Hybrid system can offer intelligent operation logic for better economy and efficiency by taking the best of ECO G and ECOi. This is like a hybrid car in heating and cooling system.

U-20GES3E5 (20 HP)

+

U-10MES2E8 (10 HP)

+

Intelligent controller CZ-256ESMC3

Master unit GHP
- Load calculation of GHP&EHP
- Operation in accordance with the upper limit setting.
- Individual capacity control
- Device control
- Special control (Defrost, Oil recovery, 4Way-valve matching / Abnormality processing)

Slave Unit EHP

Intelligent controller
- Demand monitoring
- Indoor/Total load calculation
- Operation Ratio Indication upper limit setting of MAP according to:
  - Energy unit RRP
  - Electric power demand
  - Air conditioning load

Schematic of GHP/EHP Hybrid System.

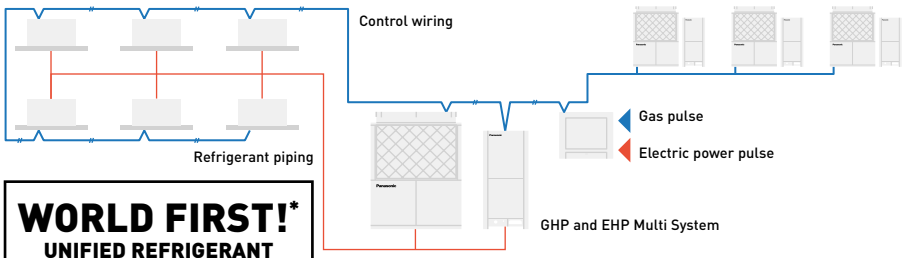

WORLD FIRST!*
UNIFIED REFRIGERANT CYCLE IN GHP AND EHP

* Introduced as a world first technology by Panasonic in April 2016.

2-Pipe Hybrid GHP/EHP

- Extended lifespan with intelligent energy management. The goal is for the EHP and GHP to work at optimal speeds
- Low energy cost
- Low emissions

			Hybrid GHP	Hybrid EHP
HP			**20 HP**	**10 HP**
Outdoor units			**U-20GES3E5**	**U-10MES2E8**
Power supply	Voltage	V	220 - 230 - 240	220 - 230 - 240
	Phase		Single phase	Three phase
	Frequency	Hz	50	50
Cooling capacity		kW	56,0	28,0
Ðsh (LOT21) [1]		**%**	**211,80**	**275,40**
Running current cooling		A	5,18	10,70 / 10,20 / 9,80
Input power cooling		kW	1,12	6,41
Hot water in cooling mode (at 65 °C outlet)		kW	26,20	—
Gas consumption cooling		kW	52,10	—
Heating capacity		kW	63,0	31,5
Ðsh (LOT21) [1]		**%**	**143,20**	**167,60**
Running current heating		A	4,79	11,10 / 10,50 / 10,10
Input power heating		kW	1,05	6,62
Gas consumption heating	Standard	kW	51,10	—
Recommended Fuse		A		
Starting current		A	30	1
Air flow		m^3/min	420	224
Sound pressure	Normal mode	dB(A)	58	56
Sound power	Normal mode	dB(A)	80	77
Dimension	H x W x D	mm	2255 x 1650 x 1000	1842 x 770 x 1000
Net weight		kg	765	210
Pipe diameter [2]	Liquid pipe	Inch (mm)	5/8 (15,88)	3/8 (9,52)
	Gas pipe	Inch (mm)	1 1/8 (28,58)	7/8 (22,22)
	Balance pipe	Inch (mm)	1/4 (6,35)	1/4 (6,35)
Drain heater		W	40	—
Refrigerant (R410A) / CO_2 Eq.		kg / T	11,05 / 23,0724	5,60 / 11,6928
Maximum allowable indoor / outdoor capacity ratio %			50 ~ 130	50 ~ 130
Operating range	Cool Min ~ Max	°C	-10 ~ +43	-10 ~ +43
	Heat Min ~ Max	°C	-21 ~ +18	-21 ~ +18
RRP		**£**	**34,882**	**9,004**

1) SEER/SCOP is calculated based on the seasonal space cooling/heating efficiency "Ð" values of the COMMISSION REGULATION (EU) 2016/2281.
2) Please refer service manual when the maximum piping length exceeds 90 meters (equivalent length).

Technical focus

- 4 different setting (Economy, Efficiency, GHP first mode, EHP first mode)
- DHW energy recovery 26,2 kW (at 65 °C) by waste heat of engine
- Unified refrigerant cycle in GHP and EHP for easy installation
- DHW priority mode with WHE system
- Up to 48 indoor units connectable

HIGH COP
GAS POWERED
ECO G

Rating Conditions: Cooling Indoor 27 °C DB / 19 °C WB. Cooling Outdoor 35 °C DB / 24 °C WB. Heating Indoor 20 °C DB. Heating Outdoor 7 °C DB / 6 °C WB. (DB: Dry Bulb; WB: Wet Bulb).
Specifications subject to change without notice. For detailed information about ErP / Energy Labelling, please visit our websites www.aircon.panasonic.eu or www.ptc.panasonic.eu.

ECOi 2-Pipe with water heat exchanger for chilled and hot water production

Water heat exchanger (WHE) for hydronic applications.
WHE for ECOi system controlled by a timer remote control CZ-RTC5B.
Energy-efficient capacity control with superior external static pressure is now ready.

Hydrokit with A class water pump			**PAW-250WP5G1**	**PAW-500WP5G1**
Hydrokit without pump			**PAW-250W5G1**	**PAW-500W5G1**
Cooling capacity at 35 °C, water outlet 7 °C		kW	25,0	50,0
Heating capacity		kW	28,0	56,0
Heating capacity at +7 °C, heating water temperature at 45 °C		kW	28,0	56,0
COP at +7 °C with heating water temperature at 45 °C		W/W	2,97	3,10
Heating Energy Efficiency class at 35 °C [1]			**A++**	**A++**
Ðsh (LOT1) [2]		**%**	**152,00**	**152,00**
Dimension	H x W x D	mm	1000 x 575 x 1110	1000 x 575 x 1110
Net weight		kg	135 (140 with pump)	155 (165 with pump)
Water pipe connector			Rp2 Female Thread (50A)	Rp2 Female Thread (50A)
Heating water flow (ΔT=5 K. 35 °C)		m^3/h	5,16	10,32
Capacity of integrated electric heater		kW	Not equipped	Not equipped
Flow switch			Equipped	Equipped
Water filter			Equipped	Equipped
Input power with A class water pump / without pump		kW	0,329 / 0,024	0,574 / 0,024
Maximum current with A class water pump / without pump		A	1,43 / 0,10	2,50 / 0,10
Outdoor unit			**U-10ME2E8**	**U-20ME2E8**
Sound pressure		dB(A)	56	60
Dimension	H x W x D	mm	1842 x 770 x 1000	1842 x 770 x 1000
Net weight		kg	210	375
Pipe diameter	Liquid pipe	Inch (mm)	3/8 (9,52)	5/8 (15,88)
	Gas pipe	Inch (mm)	7/8 (22,22)	1-1/8 (28,58)
Refrigerant (R410A) / CO_2 Eq.		kg	5,6 *Need Additional gas amount at site	9,5 *Need Additional gas amount at site
Pipe length range / Elevation difference (in/out)		m	170 / 50 (OD above) 35 (OD below)	170 / 50 (OD above) 35 (OD below)
Pipe length for nominal capacity		m	7,5	7,5
Pipe length for additional gas / Additional gas amount (R410A)		m / g/m	0 < / Refer to manual	0 < / Refer to manual
Operation range	Heat Min ~ Max	°C	-11 ~ +15 [3]	-11 ~ +15 [3]
Water outlet temperature range	Cool Min ~ Max	°C	+5 ~ +15	+5 ~ +15
	Heat Min ~ Max	°C	+35 ~ +45	+35 ~ +45
Hydrokit with A class water pump RRP		**£**	**11,061**	**11,699**
Hydrokit without pump RRP		**£**	**10,509**	**11,114**
Outdoor unit RRP		**£**	**7,505**	**13,213**

Accessories		**RRP £**
PAW-3WSK	Stacking kit for vertically stacking up to 3 WHE (4 pieces per Kit)	**164**

1) Unit efficiency energy level: Scale from A+++ to D. 2) Seasonal space cooling/heating energy efficiency following COMMISSION REGULATION (EU) 813/2013. 3) With accessory low temperature kit -25 ~ +15 °C. Available only as a spare part.

Performance calculation in agreement with Eurovent. Sound pressure measured at 1 m from the outdoor unit and at 1,5 m height.

Stacking kit PAW-3WSK.
It is possible to stack up to 3 units. When stacking units, always anchor the bottom unit to the ground using the anchor holes.

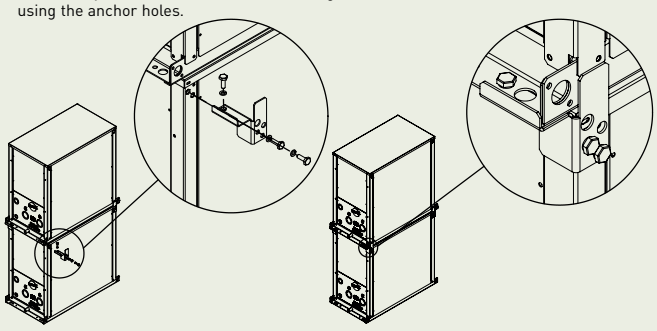

Availability of easy vertical stacking allows installations in a limited space (up to 3 units)*.
Stainless steel plate heat exchanger with anti-freeze protection control.
Change over between heating and cooling operation.

* Stacking kit (PAW-3WSK) is necessary.

Technical focus

Heating, cooling and DHW — A class water pump included (only in P model) — Flexible modularity from 25 kW — Better partial load vs standard chiller system — Compatible with all centralized controllers — Maximum distance between outdoor unit and WHE: 170 m — Maximum hot water outlet temperature: 45 °C — Minimum chilled water outlet temperature: 5 °C — Outdoor temperature range in heating mode: -11 °C to +15 °C (with low temperature kit -25 °C*)

* Available as a spare part.

INVERTER+

ECO G with water heat exchanger for chilled and hot water production

Water heat exchanger (WHE) for hydronic applications.
WHE for ECO G system controlled by a timer remote control CZ-RTC5B.
Energy-efficient capacity control with superior external static pressure is now ready.

Hydrokit with A class water pump			**PAW-500WP5G1**	**PAW-710WP5G1**
Hydrokit without pump			**PAW-500W5G1**	**PAW-710W5G1**
Heating capacity		kW	60,0	80,0
Heating capacity at +7 °C, heating water temperature at 35 °C		kW	60,9	81,2
COP at +7 °C with heating water temperature at 35 °C		W/W	1,15	1,18
Heating capacity at +7 °C, heating water temperature at 45 °C		kW	60,0	80,0
COP at +7 °C with heating water temperature at 45 °C		W/W	1,02	1,04
Heating capacity at -7 °C, heating water temperature at 35 °C		kW	48,2	50,8
COP at -7 °C, heating water temperature at 35 °C		W/W	0,80	0,80
Heating capacity at -15 °C, heating water temperature at 35 °C		kW	46,3	50,0
COP at -15 °C with heating water temperature at 35 °C		W/W	0,80	0,80
Refrigeration load Pdesign		kW	48,0	—
Heating Energy Efficiency class at 35 °C [1]			**A+**	**—**
Ðsh (LOT1) [2]		**%**	**130,00**	**128,00**
Cooling capacity		kW	—	—
Cooling capacity at +35 °C, outlet temperature 7 °C, inlet temperature 12 °C		kW	50,0	67,0
EER at +35 °C, outlet temperature 7 °C, inlet temperature 12 °C		W/W	0,78	0,89
Dimension	H x W x D	mm	1000 x 575 x 1110	1000 x 575 x 1110
Net weight		kg	155 (165 with pump)	160 (175 with pump)
Water pipe connector			Rp2 Female Thread (50A)	Rp2 Female Thread (50A)
Heating water flow (ΔT=5 K. 35 °C)		m³/h	10,32	13,76
Capacity of integrated electric heater		kW	Not equipped	Not equipped
Flow switch			Equipped	Equipped
Water filter			Equipped	Equipped
Input power with A class water pump / without pump		kW	0,574 / 0,024	0,824 / 0,024
Maximum current with A class water pump / without pump		A	2,50 / 0,10	3,60 / 0,10
Outdoor unit			**U-20GE3E5**	**U-30GE3E5**
Sound power	Normal / Silent	dB(A)	80 / 77	84 / 81
Dimension	H x W x D	mm	2255 x 1650 x 1000	2255 x 2026 x 1000
Net weight		kg	765	880
Pipe diameter	Liquid pipe	Inch (mm)	5/8 (15,88)	3/4 (19,05)
	Gas pipe	Inch (mm)	1-1/8 (28,58)	1-1/4 (31,75)
Pipe length / Pipe length for nominal capacity		m	7 / 170	7 / 170
Elevation difference (in/out)		m	50 (OD above) 35 (OD below)	50 (OD above) 35 (OD below)
Operation range	Heat Min ~ Max	°C	-21 ~ +24 (until outlet temperature 45)	-21 ~ +24 (until outlet temperature 45)
Water outlet temperature range	Cool Min ~ Max	°C	-15 ~ +15	-15 ~ +15
	Heat Min ~ Max	°C	+35 ~ +55	+35 ~ +55
Hydrokit with A class pump RRP		**£**	**11,699**	**13,455**
Hydrokit without pump RRP		**£**	**11,114**	**12,782**
Outdoor unit RRP		**£**	**33,473**	**39,966**

Accessories		**RRP £**
PAW-3WSK	Stacking kit for vertically stacking up to 3 WHE (4 pieces per Kit)	**164**

1) Unit efficiency energy level: Scale from A+++ to D. 2) Seasonal space cooling/heating energy efficiency following COMMISSION REGULATION (EU) 813/2013.

Performance calculation in agreement with Eurovent. Sound pressure measured at 1 m from the outdoor unit and at 1,5 m height.

Availability of easy vertical stacking allows installations in a limited space (up to 3 units)*.
Stainless steel plate heat exchanger with anti-freeze protection control.
Change over between heating and cooling operation.

* Stacking kit (PAW-3WSK) is necessary.

GAS POWERED
ECO G

Technical focus

Heating, cooling and DHW — A class water pump included (only in P model) — No cascade installation up to 80 kW — Free DHW from waste heat of engine — Compatible with all centralized controllers — Maximum distance between outdoor unit and WHE: 170 m — Hot water outlet temperatures from 35 °C to 55 °C — Chilled water outlet temperatures from -15 °C to +15 °C — Minimum outdoor temperature in heating mode: -21 °C

Rating Conditions: Cooling Indoor 27 °C DB / 19 °C WB. Cooling Outdoor 35 °C DB / 24 °C WB. Heating Indoor 20 °C DB. Heating Outdoor 7 °C DB / 6 °C WB. (DB: Dry Bulb; WB: Wet Bulb).
Specifications subject to change without notice. For detailed information about ErP / Energy Labelling, please visit our websites www.aircon.panasonic.eu or www.ptc.panasonic.eu.

ECOi and ECO G systems indoor units range

Page		1.5 kW	2.2 kW	2.8 kW	3.0 kW	3.6 kW	4.0 kW	4.5 kW
P. 141	NEW U2 Type 4 way 90x90 cassette • R32/R410A		S-22MU2E5B	S-28MU2E5B		S-36MU2E5B		S-45MU2E5B
P. 142	NEW Y2 Type 4 way 60x60 cassette • R32/R410A	S-15MY2E5B	S-22MY2E5B	S-28MY2E5B		S-36MY2E5B		S-45MY2E5B
P. 143	L1 Type 2 way cassette • R410A		S-22ML1E5	S-28ML1E5		S-36ML1E5		S-45ML1E5
P. 144	D1 Type 1 way cassette • R410A			S-28MD1E5		S-36MD1E5		S-45MD1E5
P. 145	NEW F3 Type variable static pressure adaptive duct • R32/R410A	S-15MF3E5B S-15MF3E5A	S-22MF3E5B S-22MF3E5A	S-28MF3E5B S-28MF3E5A		S-36MF3E5B S-36MF3E5A		S-45MF3E5B S-45MF3E5A
P. 146	NEW M1 Type Slim variable static pressure hide-away • R32/R410A	S-15MM1E5B	S-22MM1E5B	S-28MM1E5B		S-36MM1E5B		S-45MM1E5B
P. 147	E2 Type high static pressure hide-away • R410A							
P. 148	Heat recovery with DX Coil • R410A				PAW-500ZDX3N		PAW-800ZDX3N	PAW-01KZDX3N
P. 149	T2 Type ceiling • R410A					S-36MT2E5A		S-45MT2E5A
P. 150	NEW K2 Type wall-mounted • R32/R410A	S-15MK2E5B	S-22MK2E5B	S-28MK2E5B		S-36MK2E5B		S-45MK2E5B
P. 151	G1 Type floor console • R410A		S-22MG1E5N	S-28MG1E5N		S-36MG1E5N		S-45MG1E5N
P. 152	P1 Type floor-standing • R410A		S-22MP1E5	S-28MP1E5		S-36MP1E5		S-45MP1E5
P. 152	R1 Type concealed floor-standing • R410A		S-22MR1E5	S-28MR1E5		S-36MR1E5		S-45MR1E5
P. 153	Hydrokit for ECOi. water at 45 °C • R410A							

OPTIONAL UNITS ON VENTILATION SECTION

5.6 kW	6.0 kW	7.3 kW	9.0 kW	10.6 kW	14.0 kW	16.0 kW	22.4 kW	28.0 kW
S-56MU2E5B	S-60MU2E5B	S-73MU2E5B	S-90MU2E5B	S-106MU2E5B	S-140MU2E5B	S-160MU2E5B		
S-56MY2E5B								
S- 56ML1E5		S-73ML1E5						
S-56MD1E5		S-73MD1E5						
S-56MF3E5B S-56MF3E5A	S-60MF3E5B S-60MF3E5A	S-73MF3E5B S-73MF3E5A	S-90MF3E5B S-90MF3E5A	S-106MF3E5B S-106MF3E5A	S-140MF3E5B S-140MF3E5A	S-160MF3E5B S-160MF3E5A		
S-56MM1E5B								
							S-224ME2E5	S-280ME2E5
S-56MT2E5A		S-73MT2E5A		S-106MT2E5A	S-140MT2E5A			
S-56MK2E5B		S-73MK2E5B		S-106MK2E5B				
S-56MG1E5N								
S-56MP1E5		S-71MP1E5						
S-56MR1E5		S-71MR1E5						
			S-80MW1E5		S-125MW1E5			

Bringing nature's balance indoors

nanoe™ X, technology with the benefits of hydroxyl radicals.

Abundant in nature, hydroxyl radicals (also known as OH radicals) have the capacity to inhibit pollutants, viruses, and bacteria to clean and deodorise. nanoe™ X, technology can bring these incredible benefits indoors so that hard surfaces, soft furnishings, and the indoor environment can be a cleaner and pleasant place to be, whether at home, at work, or visiting hotels, shops, restaurants etc.

A naturally occurring process

Hydroxyl radicals are unstable molecules looking to react with other elements like hydrogen, capturing it. Thanks to this reaction, hydroxyl radicals have the potential to inhibit the growth of pollutants such as bacteria, viruses, moulds, and odours, breaking them down and neutralising the unpleasant effects. This naturally occurring process has major benefits to improve indoor environments.
Panasonic's nanoe™ X technology takes this a step further and brings nature's detergent – hydroxyl radicals – indoors to help create an ideal environment.

Panasonic's nanoe™ X technology takes this a step further and brings nature's detergent – hydroxyl radicals – indoors to help create an ideal environment

Thanks to the nanoe™ X properties, several types of pollutants can be inhibited such as certain types of bacteria, viruses, mould, allergens, pollen and certain hazardous substances.

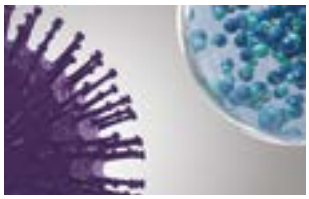

nanoe™ X reliably reaches pollutants.



Hydroxyl radicals denature pollutants' proteins.

Pollutants activity is inhibited.

nanoe™ X: improving protection 24/7

Built-in nanoe X Generator Mark 2.
U2 Type 4 way 90x90 cassette. Built-in:
S-***MU2E5B. 11 capacities: 2.2 - 16.0 kW.
F3 Type variable static pressure adaptive duct. Built-in:
S-***MF3E5B. 12 capacities: 1.5 - 16.0 kW.

Built-in nanoe X Generator Mark 1.
Floor console. Built-in: S-**MG1E5N. 5 capacities: 2,2 - 5.6 kW.

NEW 2021

nanoe™ X as a standard.

NEW U2 Type 4 way 90x90 cassette • R32/R410A

The 4 way 90x90 cassettes with integrated nanoe X Generator Mark 2 and new panel design.
Panasonic introduces a modern flat panel design to blend into any space. These cassettes have been developed to satisfy today's customer needs such as high energy saving, comfort and better indoor air quality.

COMPATIBLE WITH ALL PANASONIC CONNECTIVITY SOLUTIONS. FOR DETAILED INFORMATION GO TO THE CONTROL SYSTEMS SECTION

Model		S..MU2E5B	22	28	36	45	56	60	73	90	106	140	160
Cooling capacity		kW	2.2	2.8	3.6	4.5	5.6	6.0	7.3	9.0	10.6	14.0	16.0
Input power cooling		W	20.00	20.00	20.00	20.00	25.00	35.00	40.00	40.00	90.00	95.00	105.00
Current (cool)		A	0.21	0.21	0.21	0.21	0.23	0.33	0.36	0.38	0.71	0.74	0.82
Heating capacity		kW	2.5	3.2	4.2	5.0	6.3	7.1	8.0	10.0	11.4	16.0	18.0
Input power heating		W	20.00	20.00	20.00	20.00	25.00	35.00	40.00	40.00	85.00	90.00	100.00
Current (heat)		A	0.20	0.20	0.20	0.20	0.22	0.32	0.35	0.37	0.69	0.72	0.80
Fan type			Turbo fan	Turbo fan	Turbo fan	Turbo fan	Turbo fan	Turbo fan	Turbo fan	Turbo fan	Turbo fan	Turbo fan	Turbo fan
nanoe X Generator			Mark 2	Mark 2	Mark 2	Mark 2	Mark 2	Mark 2	Mark 2	Mark 2	Mark 2	Mark 2	Mark 2
Air flow	Hi/Med/Lo	m³/min	14.50/ 13.00/ 11.50	14.50/ 13.00/ 11.50	14.50/ 13.00/ 11.50	15.50/ 13.00/ 11.50	16.50/ 13.50/ 11.50	21.00/ 16.00/ 13.00	22.50/ 16.00/ 13.00	23.00/ 18.50/ 14.00	34.00/ 25.00/ 19.00	36.00/ 26.00/ 20.00	37.00/ 28.00/ 24.00
Recommended Fuse		A											
Sound pressure	Hi/Med/Lo	dB(A)	30/29/28	30/29/28	30/29/28	31/29/28	32/30/28	36/32/29	37/32/29	38/35/32	44/38/34	45/39/35	46/40/38
Sound power	Hi/Med/Lo	dB(A)	45/44/43	45/44/43	45/44/43	46/44/43	47/45/43	51/47/44	52/47/44	53/50/47	59/53/49	60/54/50	61/55/53
Dimension (HxWxD)	Indoor	mm	256x840 x840	256x840 x840	256x840 x840	256x840 x840	256x840 x840	256x840 x840	256x840 x840	256x840 x840	319x840 x840	319x840 x840	319x840 x840
	Panel	mm	33.5x950 x950	33.5x950 x950	33.5x950 x950	33.5x950 x950	33.5x950 x950	33.5x950 x950	33.5x950 x950	33.5x950 x950	33.5x950 x950	33.5x950 x950	33.5x950 x950
Net weight (Panel)		kg	19(5)	19(5)	19(5)	19(5)	19(5)	20(5)	20(5)	20(5)	25(5)	25(5)	25(5)
Pipe diameter	Liquid	Inch (mm)	1/4(6.35)	1/4(6.35)	1/4(6.35)	1/4(6.35)	1/4(6.35)	3/8(9.52) 1)	3/8(9.52) 1)	3/8(9.52) 1)	3/8(9.52)	3/8(9.52)	3/8(9.52)
	Gas	Inch (mm)	1/2(12.70)	1/2(12.70)	1/2(12.70)	1/2(12.70)	1/2(12.70)	5/8(15.88) 1)	5/8(15.88) 1)	5/8(15.88) 1)	5/8(15.88)	5/8(15.88)	5/8(15.88)
Indoor unit RRP		**£**	**903**	**927**	**959**	**1,024**	**1,085**	**1,105**	**1,126**	**1,245**	**1,352**	**1,534**	**1,675**
CZ-KPU3W panel RRP		**£**	**184**	**184**	**184**	**184**	**184**	**184**	**184**	**184**	**184**	**184**	**184**

Accessories		RRP £
CZ-RTC6	CONEX wired remote controller (non-wireless)	**129**
CZ-RTC6BL	CONEX wired remote controller with Bluetooth®	**155**
CZ-RTC5B	Wired remote controller with Econavi function	**109**
CZ-RWS3 + CZ-RWRU3W	Infrared remote controller	**248**
PAW-RE2C4	Wired remote controller for hotel application	**401**

Accessories		RRP £
CZ-KPU3W	Standard panel.	**184**
CZ-KPU3AW	Econavi exclusive panel	**251**
CZ-CENSC1	Econavi energy savings sensor	**135**
CZ-FDU3+CZ-ATU2	Fresh air-intake kit	**710**

1) When the pipe diameter is (Liquid) Ø6,35(1/4) - (Gas) Ø12,7(1/2), connect the liquid socket tube (Ø6,35 - Ø9,52) to the liquid tubing side indoor unit and connect the gas socket tube (Ø12,7 - Ø15,88) to the gas tubing side indoor unit.

Technical focus

- High performance turbo fan, new path system for heat exchanger
- Lower noise in slow fan operation
- Ceiling height up to 5.0 m
- Industry top light weight, easy piping
- Econavi: Floor temperature and humidity sensor added. Activity amount detection and new circulator
- nanoe™ X (Generator Mark 2= 9.6 trillion hydroxyl radicals/sec) as standard for better indoor air quality, indoor unit internal cleaning with nanoe™ X and dry operation
- Powerful drain pump gives 850 mm lift
- Fresh air knockout
- Branch duct connection
- High volume fresh air input with optional air-intake plenum and chamber (CZ-FDU3+CZ-ATU2)

Panel design

Flat design, well-matched with interior, building.
Position of 4 air wings can be set individually.

2 types of body with height difference

25,6 cm and 31,9 cm.

The drain pipe can be raised to a maximum height of 850 mm from the bottom of the ceiling

Do not attempt to raise it higher than 850 mm.
Doing so will result in water leakage.

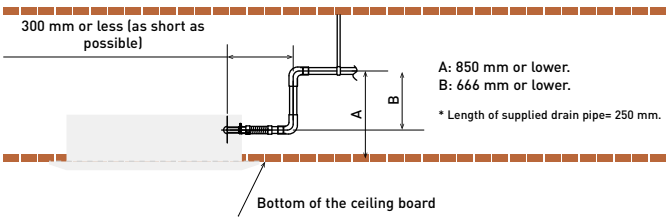

28% ECONAVI | nanoe X | SELF-DIAGNOSING | AUTOMATIC FAN | HUMIDITY CONTROL MILD DRY | AUTO-FLAP CONTROL | AUTOMATIC RESTART | AIR SWEEP | BUILT-IN DRAIN PUMP | OPTIONAL WLAN | BMS CONNECTIVITY

ECONAVI, nanoe™ X and INTERNET CONTROL: Optional.

Rating Conditions: Cooling Indoor 27 °C DB / 19 °C WB. Cooling Outdoor 35 °C DB / 24 °C WB. Heating Indoor 20 °C DB. Heating Outdoor 7 °C DB / 6 °C WB. (DB: Dry Bulb; WB: Wet Bulb).
Specifications subject to change without notice. For detailed information about ErP / Energy Labelling, please visit our websites www.aircon.panasonic.eu or www.ptc.panasonic.eu.

NEW 2021

NEW Y2 Type 4 way 60x60 cassette • R32/R410A

Designed to fit exactly into a 600 x 600 mm ceiling grid without the need to alter the bar configuration.
The Y2 is ideal for small commercial and retrofit applications. In addition, the improvements to efficiency make this one of the most advanced units in the industry.

COMPATIBLE WITH ALL PANASONIC CONNECTIVITY SOLUTIONS. FOR DETAILED INFORMATION GO TO THE CONTROL SYSTEMS SECTION

Model			S-15MY2E5B	S-22MY2E5B	S-28MY2E5B	S-36MY2E5B	S-45MY2E5B	S-56MY2E5B
Cooling capacity		kW	1.5	2.2	2.8	3.6	4.5	5.6
Input power cooling		W	35.00	35.00	35.00	40.00	40.00	45.00
Operating current cooling		A	0.30	0.30	0.30	0.30	0.32	0.35
Heating capacity		kW	1.7	2.5	3.2	4.2	5.0	6.3
Input power heating		W	30.00	30.00	30.00	35.00	35.00	40.00
Operating current heating		A	0.25	0.25	0.30	0.30	0.30	0.30
Fan type			Centrifugal fan	Centrifugal fan	Centrifugal fan	Centrifugal fan	Centrifugal fan	Centrifugal fan
Air flow (Hi / Med / Lo)	Cool	m³/min	8.90/8.20/5.60	9.10/8.20/5.60	9.30/8.40/5.60	9.70/8.70/6.00	10.00/9.30/8.20	10.40/9.80/8.50
	Heat	m³/min	9.10/8.40/5.60	9.30/8.40/5.60	9.60/8.70/5.60	9.90/9.10/6.00	10.30/9.60/8.20	11.10/9.80/8.70
Recommended Fuse		A						
Sound pressure	Hi / Med / Lo	dB(A)	34/31/25	35/31/25	35/31/25	36/32/26	38/34/28	40/37/34
Sound power	Hi / Med / Lo	dB(A)	49/46/40	50/46/40	50/46/40	51/47/41	53/49/43	55/52/49
Dimension (H x W x D)	Indoor	mm	288 x 583 x 583	288 x 583 x 583	288 x 583 x 583	288 x 583 x 583	288 x 583 x 583	288 x 583 x 583
	Panel AW	mm	31 x 700 x 700	31 x 700 x 700	31 x 700 x 700	31 x 700 x 700	31 x 700 x 700	31 x 700 x 700
	Panel BW	mm	31 x 625 x 625	31 x 625 x 625	31 x 625 x 625	31 x 625 x 625	31 x 625 x 625	31 x 625 x 625
Net weight		kg	20.4 (18 + 2.4)	20.4 (18 + 2.4)	20.4 (18 + 2.4)	20.4 (18 + 2.4)	20.4 (18 + 2.4)	20.4 (18 + 2.4)
Pipe diameter	Liquid pipe	Inch (mm)	1/4 (6.35)	1/4 (6.35)	1/4 (6.35)	1/4 (6.35)	1/4 (6.35)	1/4 (6.35)
	Gas pipe	Inch (mm)	1/2 (12.70)	1/2 (12.70)	1/2 (12.70)	1/2 (12.70)	1/2 (12.70)	1/2 (12.70)
Indoor unit RRP		**£**	**804**	**826**	**849**	**871**	**943**	**1,044**
CZ-KPY3AW / CZ-KPY3BW panel RRP		**£**	**210/202**	**210/202**	**210/202**	**210/202**	**210/202**	**210/202**

Accessories		RRP £
CZ-RTC6	CONEX wired remote controller (non-wireless)	**129**
CZ-RTC6BL	CONEX wired remote controller with Bluetooth®	**155**
CZ-RTC5B	Wired remote controller with Econavi function	**109**
CZ-RWS3	Infrared remote controller	**97**

Accessories		RRP £
PAW-RE2C4	Wired remote controller for hotel application	**401**
CZ-KPY3AW	Panel 700 x 700 mm	**210**
CZ-KPY3BW	Panel 625 x 625 mm	**202**
CZ-CENSC1	Econavi energy savings sensor	**135**

Technical focus

- Mini cassette fits into a 600 x 600 mm ceiling grid
- Fresh air distribution
- Multidirectional airflow
- Powerful drain pump gives 850 mm lift
- Turbo fans and heat exchanger fins with improved design
- DC fan motors with variable speed, new heat exchangers, etc. ensure an efficient power consumption

A drain height of approximately 850 mm from the ceiling surface

The drain height can be increased by approximately 350 mm over the conventional value by using a high-lift drain pump, and long horizontal piping is possible.
A lightweight unit at 18.4 kg the unit is also very slim with a height of only 288 mm, making installation possible even in narrow ceilings.

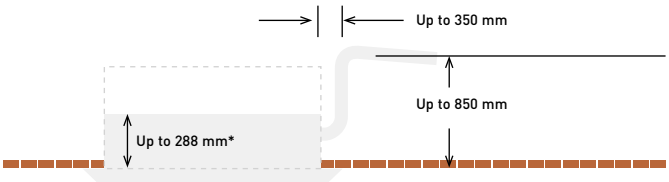

28% ECONAVI | SELF-DIAGNOSING | AUTOMATIC FAN | HUMIDITY CONTROL DRY | AUTO-FLAP CONTROL | AUTOMATIC RESTART | AIR SWEEP | BUILT-IN DRAIN PUMP | OPTIONAL WLAN | BMS CONNECTIVITY

ECONAVI and INTERNET CONTROL: Optional.

L1 Type 2 way cassette • R410A

Slim, compact and lightweight units.
Remarkable size and weight reductions have been achieved by improvement of the design around the fan, the weight of all models now being 30 kg.

COMPATIBLE WITH ALL PANASONIC CONNECTIVITY SOLUTIONS. FOR DETAILED INFORMATION GO TO THE CONTROL SYSTEMS SECTION

Model			S-22ML1E5	S-28ML1E5	S-36ML1E5	S-45ML1E5	S-56ML1E5	S-73ML1E5
Cooling capacity		kW	2.2	2.8	3.6	4.5	5.6	7.3
Input power cooling		W	90.00	92.00	93.00	97.00	97.00	145.00
Operating current cooling		A	0.45	0.45	0.45	0.45	0.45	0.65
Heating capacity		kW	2.5	3.2	4.2	5.0	6.3	8.0
Input power heating		W	58.00	60.00	61.00	65.00	65.00	109.00
Operating current heating		A	0.29	0.29	0.29	0.29	0.29	0.48
Fan type			Sirocco fan	Sirocco fan	Sirocco fan	Sirocco fan	Sirocco fan	Sirocco fan
Recommended Fuse		A	5	5	5	5	5	5
Air flow	Hi / Med / Lo	m³/min	8.00/7.00/6.00	9.00/8.00/7.00	9.70/8.70/7.70	11.00/9.00/8.00	11.00/9.00/8.00	19.00/16.00/14.00
Sound pressure	Hi / Med / Lo	dB(A)	30/27/24	33/29/26	34/31/28	35/33/29	35/33/29	38/35/33
Dimension (H x W x D)	Indoor	mm	350 x 840 x 600	350 x 840 x 600	350 x 840 x 600	350 x 840 x 600	350 x 840 x 600	350 x 1140 x 600
	Panel	mm	8 x 1060 x 680	8 x 1060 x 680	8 x 1060 x 680	8 x 1060 x 680	8 x 1060 x 680	8 x 1360 x 680
Net weight (Panel)		kg	26.0 (8.0)	26.0 (8.0)	26.0 (8.0)	26.0 (8.0)	26.0 (8.0)	26.0 (8.0)
Pipe diameter	Liquid pipe	Inch (mm)	1/4 (6.35)	1/4 (6.35)	1/4 (6.35)	1/4 (6.35)	1/4 (6.35)	3/8 (9.52)
	Gas pipe	Inch (mm)	1/2 (12.70)	1/2 (12.70)	1/2 (12.70)	1/2 (12.70)	1/2 (12.70)	5/8 (15.88)
Indoor unit RRP		**£**	**1,091**	**1,115**	**1,181**	**1,363**	**1,398**	**1,449**
CZ-02KPL2 panel RRP		**£**	**327**	**327**	**327**	**327**	**327**	**—**
CZ-03KPL2 panel RRP		**£**	**—**	**—**	**—**	**—**	**—**	**390**

Accessories		RRP £
CZ-RTC6	CONEX wired remote controller (non-wireless)	**129**
CZ-RTC6BL	CONEX wired remote controller with Bluetooth®	**155**
CZ-RTC5B	Wired remote controller with Econavi function	**109**
CZ-RWS3 + CZ-RWRL3	Infrared remote controller	**248**

Accessories		RRP £
PAW-RE2C4	Wired remote controller for hotel application	**401**
CZ-02KPL2	Panel for S-22 to S-56 models	**327**
CZ-03KPL2	Panel for S-73 model	**390**

Technical focus

- Airflow and distribution is automatically altered depending on the operational mode of the unit
- Drain up is possible up to 500 mm from the drain port
- Simple maintenance

Simple maintenance

The drain pan is equipped with site wiring and can be removed. The fan case has a split construction, and the fan motor can be removed easily when the lower case is removed.

Auto flap control

Airflow and distribution is automatically altered depending on the operational mode of the unit.

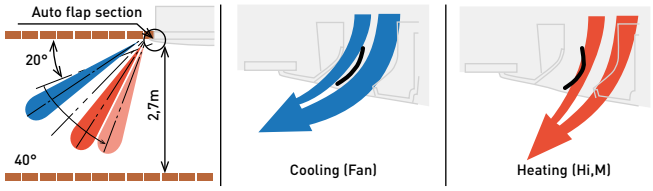

Drain up is possible up to 500 mm from the drain port

Maintenance of the drain pump is possible from two sides, from the left side (piping side) and from the inside of the unit.

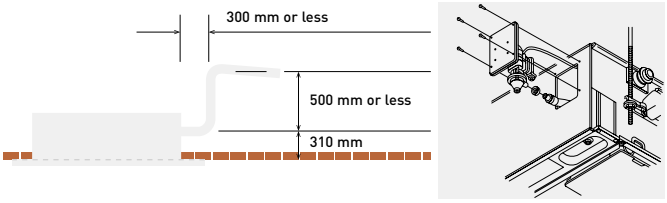

SELF-DIAGNOSING | AUTOMATIC FAN | HUMIDITY CONTROL DRY | AUTO-FLAP CONTROL | AUTOMATIC RESTART | AIR SWEEP | BUILT-IN DRAIN PUMP | OPTIONAL WI-FI | BMS CONNECTIVITY

INTERNET CONTROL: Optional.

Rating Conditions: Cooling Indoor 27 °C DB / 19 °C WB. Cooling Outdoor 35 °C DB / 24 °C WB. Heating Indoor 20 °C DB. Heating Outdoor 7 °C DB / 6 °C WB. (DB: Dry Bulb; WB: Wet Bulb).
Specifications subject to change without notice. For detailed information about ErP / Energy Labelling, please visit our websites www.aircon.panasonic.eu or www.ptc.panasonic.eu.

D1 Type 1 way cassette • R410A

Designed for installation within the ceiling void, the D1 range of slimline 1 way blow cassettes feature powerful yet quiet fans for up to 4.2 m.

COMPATIBLE WITH ALL PANASONIC CONNECTIVITY SOLUTIONS. FOR DETAILED INFORMATION GO TO THE CONTROL SYSTEMS SECTION

Model			S-28MD1E5	S-36MD1E5	S-45MD1E5	S-56MD1E5	S-73MD1E5
Cooling capacity		kW	2.8	3.6	4.5	5.6	7.3
Input power cooling		W	51.00	51.00	51.00	60.00	87.00
Operating current cooling		A	0.39	0.39	0.39	0.46	0.70
Heating capacity		kW	3.2	4.2	5.0	6.3	8.0
Input power heating		W	40.00	40.00	40.00	48.00	76.00
Operating current heating		A	0.35	0.35	0.35	0.41	0.65
Fan type			Sirocco fan	Sirocco fan	Sirocco fan	Sirocco fan	Sirocco fan
Recommended Fuse		A	5	5	5	5	5
Air flow	Hi / Med / Lo	m³/min	12.00/10.00/9.00	12.00/10.00/9.00	12.00/11.00/10.00	13.00/11.50/10.00	18.00/15.00/13.00
Sound pressure	Hi / Med / Lo	dB(A)	36/34/33	36/34/33	36/35/34	38/36/34	45/40/36
Dimension (H x W x D)	Indoor	mm	200 x 1000 x 710	200 x 1000 x 710	200 x 1000 x 710	200 x 1000 x 710	200 x 1000 x 710
	Panel	mm	20 x 1230 x 800	20 x 1230 x 800	20 x 1230 x 800	20 x 1230 x 800	20 x 1230 x 800
Net weight (Panel)		kg	23.5 (7.5)	23.5 (7.5)	23.5 (7.5)	23.5 (7.5)	24.5 (7.5)
Pipe diameter	Liquid pipe	Inch (mm)	1/4 (6.35)	1/4 (6.35)	1/4 (6.35)	1/4 (6.35)	3/8 (9.52)
	Gas pipe	Inch (mm)	1/2 (12.70)	1/2 (12.70)	1/2 (12.70)	1/2 (12.70)	5/8 (15.88)
Indoor unit RRP		**£**	**1,187**	**1,256**	**1,306**	**1,337**	**1,488**
CZ-KPD2 panel RRP		**£**	**345**	**345**	**345**	**345**	**345**

Accessories		RRP £
CZ-RTC6	CONEX wired remote controller (non-wireless)	**129**
CZ-RTC6BL	CONEX wired remote controller with Bluetooth®	**155**
CZ-RTC5B	Wired remote controller with Econavi function	**109**

Accessories		RRP £
CZ-RWS3 + CZ-RWRD3	Infrared remote controller	**248**
PAW-RE2C4	Wired remote controller for hotel application	**401**
CZ-KPD2	Panel	**345**

Technical focus

- Ultra-Slim
- Suitable for standard and high ceilings
- Built-in drain pump provides 590 mm lift
- Easy to install and maintain
- Hanging height can be easily adjusted
- Uses a DC fan motor to improve energy-efficiency

Drain height

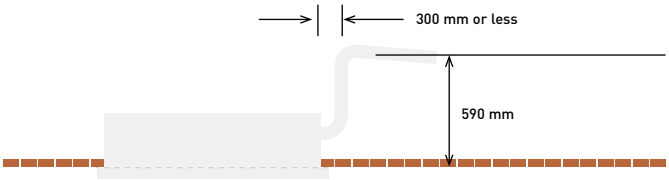

With 3 types of air-blow systems, the units can be used in various ways

1. One-direction "down-blow" system.
Powerful one-direction "down-blow" system reaches the floor even from high ceilings (up to 4,2 m).

2. Two-direction ceiling-mounted system.
"Down-blow" and "front-blow" systems are combined in a ceiling-mounted unit to blow air over a wide area.

3. One-direction ceiling-mounted system.
This powerful ceiling-mounted "front-blow" system efficiently air-conditions the space in front of the unit. (Additional accessories required).

SELF-DIAGNOSING | AUTOMATIC FAN | HUMIDITY CONTROL DRY | AUTO-FLAP CONTROL | AUTOMATIC RESTART | AIR SWEEP | BUILT-IN DRAIN PUMP | OPTIONAL WI-FI | BMS CONNECTIVITY

INTERNET CONTROL: Optional.

NEW 2021

nanoe™ X as a standard.

NEW F3 Type variable static pressure adaptive duct • R32/R410A

New design adaptive ducted F3 range.
2 installation possibilities (horizontal / vertical) with high ESP 150Pa allows flexible installation.

COMPATIBLE WITH ALL PANASONIC CONNECTIVITY SOLUTIONS. FOR DETAILED INFORMATION GO TO THE CONTROL SYSTEMS SECTION

R32 model*		S . .MF3E5B	15	22	28	36	45	56	60	73	90	106	140	160
R410A model		**S . .MF3E5A**	**15**	**22**	**28**	**36**	**45**	**56**	**60**	**73**	**90**	**106**	**140**	**160**
Cooling capacity		kW	1.5	2.2	2.8	3.6	4.5	5.6	6.0	7.3	9.0	10.6	14.0	16.0
Input power cooling		W	63.00	63.00	63.00	63.00	63.00	103.00	79.00	79.00	147.00	127.00	265.00	336.00
Current (cool)		A												
Heating capacity		kW	1.7	2.5	3.2	4.2	5.0	6.3	7.1	8.0	10.0	11.4	16.0	18.0
Input power heating		W	63.00	63.00	63.00	63.00	63.00	103.00	79.00	79.00	147.00	127.00	265.00	336.00
Current (heat)		A												
R 32 leakage Sensors			2	2	2	2	2	2	2	2	2	2	2	2
Fan type														
nanoe X Generator			Mark 2	Mark 2	Mark 2	Mark 2	Mark 2	Mark 2	Mark 2	Mark 2	Mark 2	Mark 2	Mark 2	Mark 2
Recommended Fuse		A												
Air flow [1]	Hi/Med/Lo	m³/min												
External static pressure		Pa												
Sound pressure	Hi/Med/Lo	dB(A)	32/—/22	32/—/22	32/—/22	32/—/22	32/—/22	35/—/25	33/—/25	33/—/25	35/—/26	36/—/29	39/—/32	43/—/33
Sound power	Hi/Med/Lo	dB(A)	55/51/44	55/51/44	55/51/44	55/51/44	56/54/47	56/54/47	57/54/48	57/54/48	59/56/50	60/56/53	61/57/54	62/58/55
Dimension	H x W x D	mm	250 x 800 x 730	250 x 800 x 730	250 x 800 x 730	250 x 800 x 730	250 x 800 x 730	250 x 800 x 730	250 x 1000 x 730	250 x 1000 x 730	250 x 1000 x 730	250 x 1400 x 730	250 x 1400 x 730	250 x 1400 x 730
Net weight		kg	26	26	26	26	26	26	31	31	31	40	40	40
Pipe diameter	Liquid	Inch (mm)	1/4 (6.35)	1/4 (6.35)	1/4 (6.35)	1/4 (6.35)	1/4 (6.35)	1/4 (6.35)	1/4 (6.35)	1/4 (6.35)	1/4 (6.35)	3/8 (9.52)	3/8 (9.52)	3/8 (9.52)
	Gas	Inch (mm)	1/2 (12.70)	1/2 (12.70)	1/2 (12.70)	1/2 (12.70)	1/2 (12.70)	1/2 (12.70)	1/2 (12.70)	1/2 (12.70)	1/2 (12.70)	5/8 (15.88)	5/8 (15.88)	5/8 (15.88)
R32 model RRP		**£**	**969**	**1,031**	**1,052**	**1,073**	**1,116**	**1,158**	**1,259**	**1,290**	**1,353**	**1,516**	**1,606**	**1,742**
R410A model RRP		**£**	**849**	**911**	**912**	**953**	**996**	**1,038**	**1,139**	**1,150**	**1,233**	**1,396**	**1,486**	**1,622**

Tentative data

Accessories		RRP £
CZ-RTC6	CONEX wired remote controller (non-wireless)	**129**
CZ-RTC6BL	CONEX wired remote controller with Bluetooth®	**155**
CZ-RTC5B	Wired remote controller with Econavi function	**109**

Accessories		RRP £
CZ-RWS3 + CZ-RWRC3	Infrared remote controller	**248**
PAW-RE2C4	Wired remote controller for hotel application	**401**
CZ-CENSC1	Econavi energy savings sensor	**135**

1) Value referred to standard settings at shipment (H curve 8, M curve 5, L curve 1). * Available in summer 2021.

Technical focus

- 4 installation possibilities with horizontal and vertical mounting and selectable rear or bottom air inlet
- Industry leading low noise with super quiet operation, minimum 22 dB(A)
- Only 250 mm height and lightweight unit from 26 to 42 kg
- Integrated R32 leak detector for the R32 version
- Improved drain pan suitable for both horizontal / vertical installation
- Drain pump included [1]
- nanoe™ X (Generator Mark 2= 9.6 trillion hydroxyl radicals/sec) as standard, effective even at duct connections up to 10 m and 3 bends [2]

1) For use with horizontal installation only
2) Panasonic internal survey.

Vertical Installation

New vertical installation option. Variable external static pressure to support ducted installations with bends.

Improved drain pan design

Drain pan is shared in both cases horizontal and vertical installation.
No need to alternate anymore.



28% ECONAVI | nanoeX | FILTER INCLUDED | SELF-DIAGNOSING | AUTOMATIC FAN | HUMIDITY CONTROL DRY | AUTOMATIC RESTART | BUILT-IN DRAIN PUMP | OPTIONAL WI-FI | BMS CONNECTIVITY

ECONAVI and INTERNET CONTROL: Optional.

Rating Conditions: Cooling Indoor 27 °C DB / 19 °C WB. Cooling Outdoor 35 °C DB / 24 °C WB. Heating Indoor 20 °C DB. Heating Outdoor 7 °C DB / 6 °C WB. (DB: Dry Bulb; WB: Wet Bulb).
Specifications subject to change without notice. For detailed information about ErP / Energy Labelling, please visit our websites www.aircon.panasonic.eu or www.ptc.panasonic.eu.

NEW 2021

NEW M1 Type slim variable static pressure hide-away concealed duct • R32/R410A

The ultra slim M1 type is one of the leading products of its type in the industry.
With a depth of only 200 mm it provides greater flexibility and can be used in far more applications.

COMPATIBLE WITH ALL PANASONIC CONNECTIVITY SOLUTIONS. FOR DETAILED INFORMATION GO TO THE CONTROL SYSTEMS SECTION

Model			S-15MM1E5B	S-22MM1E5B	S-28MM1E5B	S-36MM1E5B	S-45MM1E5B	S-56MM1E5B
Cooling capacity		kW	1.5	2.2	2.8	3.6	4.5	5.6
Input power cooling		W	36.00	36.00	40.00	42.00	49.00	64.00
Operating current cooling		A	0.26	0.26	0.30	0.31	0.37	0.48
Heating capacity		kW	1.7	2.5	3.2	4.2	5.0	6.3
Input power heating		W	26.00	26.00	30.00	32.00	39.00	54.00
Operating current heating		A	0.23	0.23	0.27	0.28	0.34	0.45
Fan type			Sirocco fan	Sirocco fan	Sirocco fan	Sirocco fan	Sirocco fan	Sirocco fan
Recommended Fuse		A						
Air flow	Hi / Med / Lo	m³/min	8.00/7.00/6.00	8.00/7.00/6.00	8.50/7.50/6.50	9.00/8.00/7.00	10.50/9.50/8.00	12.50/11.50/10.00
External static pressure		Pa	10 (30)	10 (30)	15 (30)	15 (40)	15 (40)	15 (40)
Sound pressure	Hi / Med / Lo [1]	dB(A)	28/27/25 (30/29/27)	28/27/25 (30/29/27)	30/29/27 (32/31/29)	32/30/28 (34/32/30)	34/32/30 (36/34/32)	35/33/31 (37/35/32)
Sound power	Hi / Med / Lo	dB(A)	43/42/40	43/42/40	45/44/42	47/45/43	49/47/45	50/48/46
Dimension	H x W x D	mm	200 x 750 x 640	200 x 750 x 640	200 x 750 x 640	200 x 750 x 640	200 x 750 x 640	200 x 750 x 640
Net weight		kg	19	19	19	19	19	19
Pipe diameter	Liquid pipe	Inch (mm)	1/4 (6.35)	1/4 (6.35)	1/4 (6.35)	1/4 (6.35)	1/4 (6.35)	1/4 (6.35)
	Gas pipe	Inch (mm)	1/2 (12.70)	1/2 (12.70)	1/2 (12.70)	1/2 (12.70)	1/2 (12.70)	1/2 (12.70)
RRP		**£**	**788**	**797**	**821**	**856**	**891**	**932**

Accessories		RRP £
CZ-RTC6	CONEX wired remote controller (non-wireless)	**129**
CZ-RTC6BL	CONEX wired remote controller with Bluetooth®	**155**
CZ-RTC5B	Wired remote controller with Econavi function	**109**

Accessories		RRP £
CZ-RWS3 + CZ-RWRC3	Infrared remote controller	**248**
PAW-RE2C4	Wired remote controller for hotel application	**401**
CZ-CENSC1	Econavi energy savings sensor	**135**

1) By DIP switches or by RC setting.

Technical focus

- Ultra-slim profile: 200 mm for all models
- DC fan motor greatly reduces power consumption
- Ideal for hotel application with very narrow false ceilings
- Easy maintenance and service by external electrical box
- 40 Pa static pressure enables ductwork to be fitted
- Includes drain pump

In addition, its high-efficiency and extremely quiet sound levels make it very popular with many users, including hotels and small offices.

Air outlet & inlet plenum

	Diameters	Air outlet plenum	Diameters	Air inlet plenum
22 , 28 & 36	2 x Ø200	CZ-DUMPA22MMS2	2 x Ø200	CZ-DUMPA22MMR2
45 & 56	3 x Ø160	CZ-DUMPA45MMS3	2 x Ø200	CZ-DUMPA45MMR3

Ultra-slim profile for all models

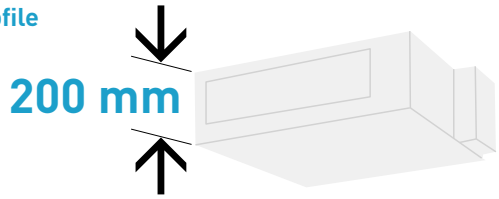

Drain pump with increased power!

By adoption of a high-lift drain pump, the drain piping rise height can be increased to 785 mm from the lower surface of the body.

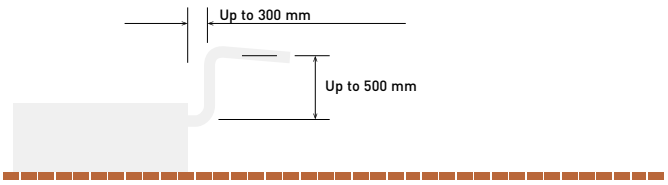

28% ECONAVI | FILTER INCLUDED | SELF-DIAGNOSING | AUTOMATIC FAN | HUMIDITY CONTROL DRY | AUTOMATIC RESTART | BUILT-IN DRAIN PUMP | OPTIONAL WI-FI | BMS CONNECTIVITY

ECONAVI and INTERNET CONTROL: Optional.

E2 Type high static pressure hide-away • R410A

High pressure duct and 100 % Fresh air duct function.
The E2 range of ducted units offers improved design flexibility for extended duct layouts as a result of their increased external static pressures and reduces energy consumption

COMPATIBLE WITH ALL PANASONIC CONNECTIVITY SOLUTIONS. FOR DETAILED INFORMATION GO TO THE CONTROL SYSTEMS SECTION

Model			100 % Fresh air duct function (by using Kit for 100 % fresh air)				High pressure duct			
			S-224ME2E5		S-280ME2E5		S-224ME2E5		S-280ME2E5	
			Cooling	Heating	Cooling	Heating	Cooling	Heating	Cooling	Heating
Capacity		kW	22.4	21.2	28.0	26.5	22.4	25.0	28.0	31.5
Input power		W	290.00	290.00	350.00	350.00	440.00	440.00	715.00	715.00
Operating current		A	1.85	1.85	2.20	2.20	2.45	2.45	3.95	3.95
Recommended Fuse		A	5	5	5	5	5	5	5	5
Air flow	Hi / Med / Lo	m³/min	28.30/—/—		35.00/—/—		56.00/51.00/44.00		72.00/63.00/53.00	
External static pressure		Pa	200		200		140 (60 - 270) [1]		140 (72 - 270) [1]	
Sound pressure [2]	Hi / Med / Lo	dB(A)	43/—/—		44/—/—		45/43/41		49/47/43	
Sound power	Hi / Med / Lo	dB(A)	75/—/—		76/—/—		77/75/73		81/79/75	
Dimension	H x W x D	mm	479 x 1453 x 1205		479 x 1453 x 1205		479 x 1453 x 1205		479 x 1453 x 1205	
Net weight		kg	102		106		102		106	
Pipe diameter	Liquid pipe	Inch (mm)	3/8 (9.52)		3/8 (9.52)		3/8 (9.52)		3/8 (9.52)	
	Gas pipe	Inch (mm)	3/4 (19.05)		7/8 (22.22)		3/4 (19.05)		7/8 (22.22)	
RRP		**£**	**4,600**		**4,942**		**4,600**		**4,942**	

Accessories		RRP £
CZ-RTC6	CONEX wired remote controller (non-wireless)	**129**
CZ-RTC6BL	CONEX wired remote controller with Bluetooth®	**155**
CZ-RTC5B	Wired remote controller with Econavi function	**109**

Accessories		RRP £
CZ-RWS3 + CZ-RWRC3	Infrared remote controller	**248**
PAW-RE2C4	Wired remote controller for hotel application	**401**
CZ-CENSC1	Econavi energy savings sensor	**135**

Rating Conditions for 100 % Fresh air duct function: Cooling Outdoor 33 °C DB / 28 °C WB. Heating Outdoor 0 °C DB / -2,9 °C WB.
1) Available to select the setting by initial setup. 2) Values with 140 Pa setting. * No filter included. ** No compatible with 3-Pipe ECO G GF3.

Technical focus

- No need of rap valve
- 100 % fresh air duct function
- DC fan motor for more savings
- Complete flexibility for ductwork design
- Can be located into a weatherproof housing for external sitting
- Air OFF sensor avoids cold air dumping
- Configurable air temperature control

System example

An inspection port (450 x 450 mm or more) is required at the lower side of the indoor unit body (field supply).

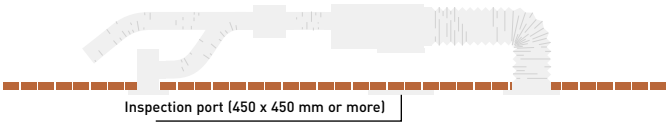

100 % fresh air duct function

The E2 duct with 100 % fresh air duct function have exceptional discharge temperature.

	Discharge Range		
	Min	**Max**	**Default**
Cooling	15 °C	24 °C	18 °C
Heating	17 °C	**45 °C**	40 °C

Plenums

Air outlet plenum (suitable for rigid + flexible duct)		
	Number of exits with diameters	Model
S-224ME2E5 / S-280ME2E5	1 x 500 mm	CZ-TREMIESPW706

Kit for 100 % Fresh air function

Kit for 100 % fresh air function for 2 Way systems		RRP £
2x CZ-P160RVK2	Rap valve kit	**1,064**
2x CZ-CAPE2	3 Way control PCB	**162**
CZ-P680BK2BM	Distribution Joint kit	**94**
	1x Remote controller	

Kit for 100 % fresh air function for 3 Way systems		RRP £
2x CZ-P160HR3	3 way valve Kit	**900**
2x CZ-CAPE2	3 Way control PCB	**162**
CZ-P680BH2BM	Distribution Joint kit	**156**
	1x Remote controller	

28% ECONAVI | SELF-DIAGNOSING | AUTOMATIC FAN | HUMIDITY CONTROL DRY | AUTOMATIC RESTART | BUILT-IN DRAIN PUMP | OPTIONAL WI-FI | BMS CONNECTIVITY

ECONAVI and INTERNET CONTROL: Optional.

Rating Conditions: Cooling Indoor 27 °C DB / 19 °C WB. Cooling Outdoor 35 °C DB / 24 °C WB. Heating Indoor 20 °C DB. Heating Outdoor 7 °C DB / 6 °C WB. (DB: Dry Bulb; WB: Wet Bulb).
Specifications subject to change without notice. For detailed information about ErP / Energy Labelling, please visit our websites www.aircon.panasonic.eu or www.ptc.panasonic.eu.

Heat recovery with DX Coil • R410A

Motorised heat recovery by-pass device automatically controlled by unit control to use fresh air free-cooling when convenient.

COMPATIBLE WITH ALL PANASONIC CONNECTIVITY SOLUTIONS. FOR DETAILED INFORMATION GO TO THE CONTROL SYSTEMS SECTION

Model			PAW-500ZDX3N		PAW-800ZDX3N		PAW-01KZDX3N	
Power source	Voltage	V	230		230		230	
	Phase		Single phase		Single phase		Single phase	
	Frequency	Hz	50		50		50	
Air flow		m³/min	8.33		13.33		16.67	
External static pressure [1]		Pa	90		120		115	
Maximum current	Total full load	A	0.6		1.4		2.1	
Input power		W	150		320		390	
Sound pressure [2]		dB(A)	39		42		43	
Pipe diameter	Liquid pipe	Inch (mm)	1/4 (6.35)		1/4 (6.35)		1/4 (6.35)	
	Gas pipe	Inch (mm)	1/2 (12.70)		1/2 (12.70)		1/2 (12.70)	
Heat recovery			**Cooling**	**Heating**	**Cooling**	**Heating**	**Cooling**	**Heating**
Temperature efficiency		%	76	76	76	76	76	76
Enthalpy efficiency		%	63	67	63	65	60	62
Saved power summer mode or winter mode*		kW	1.70	4.30 (4.80)	2.50	6.50 (7.30)	3.20	8.20 (9.00)
DX Coil								
Total / Sensible capacity		kW	3.00/2.10	2.50/2.70	5.10/3.50	4.40/4.80	5.80/4.10	5.20/6.70
OFF temperature		°C	15.9	28.0 (27.3)	15.5	29.6 (29.0)	16.2	28.5 (27.8)
OFF relative humidity		%	90	16 (15)	90	14 (13)	89	15 (14)
RRP		**£**	**3,512**		**4,185**		**4,493**	

Accessories		RRP £
CZ-RTC6	CONEX wired remote controller (non-wireless)	**129**
CZ-RTC6BL	CONEX wired remote controller with Bluetooth®	**155**

Accessories		RRP £
CZ-RTC5B	Wired remote controller with Econavi function	**109**
PAW-RE2C4	Wired remote controller for hotel application	**401**

Nominal summer conditions: Outside air: 32 °C DB, RH 50 %. Ambient air: 26 °C DB, RH 50 %. Nominal winter conditions: Outside air: -5 °C DB, RH 80 %. Ambient air: 20 °C DB, RH 50 %. Cooling mode air inlet condition: 28,5 °C DB, RH 50 %; evaporating temperature 7 °C. Heating mode air inlet condition: 13 °C DB, RH 40 % (11 °C DB, RH 45 %); condensating temperature 40 °C. DB: Dry Bulb; RH: Relative Humidity. 1) Referred to the nominal air flow after filter and plate heat exchanger. 2) Sound pressure level calculated at 1 m far from: ducted supply exhaust air ducted return - first air intake / service side, at normal condition. * Tentative data.

Technical focus

- Galvanized steel self-supporting panels, internally and externally insulated
- High efficiency enthalpic heat recover, static cross flow type, made by membrane with high moisture permeability, good air tightness, excellent tear resistance, and aging resistance, it is structures with flat plates and corrugated plates. Total heat exchange with temperature efficiency up to 76 % and enthalpy efficiency up to 67 %, also at high level during summer season
- ISO16890 ePm2,5 95 % (F9 EN 779) efficiency class filter with synthetic cleanable media and COARSE 50 % (G3 EN 779) pre-filter ON fresh air, COARSE 50 % filter on return air intake
- Removable side panel to access filters and heat recovery in the event of scheduled maintenance
- Low consumption, high efficiency & low noise direct driven fans
- Supply section complete with DX Coil (R410A) fitted with solenoid control valve, freon filter, contact temperature sensors on liquid and gas line, NTC sensors upstream and downstream airflow
- Built-in electric box equipped with PCB to control internal fan speed and to interconnect outdoor/indoor units
- Duct connection by circular plastic collars

SELF-DIAGNOSING | AUTOMATIC FAN | HUMIDITY CONTROL DRY | AUTOMATIC RESTART | BUILT-IN DRAIN PUMP | OPTIONAL WI-FI | BMS CONNECTIVITY

INTERNET CONTROL: Optional.

Balanced ventilation

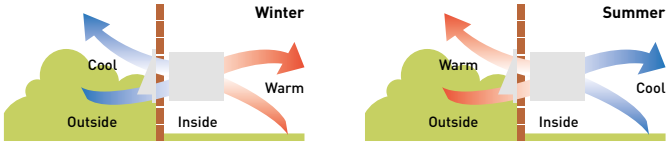

Interconnection to outdoor/indoor units

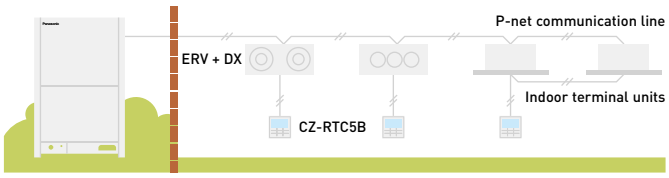

T2 Type ceiling • R410A

The T2 Type ceiling mounted units feature a DC fan motor for increased efficiency and reduced operating sound levels.
All the units are the same height and depth for a uniform appearance in mixed installations and feature a fresh air knockout for improved air quality.

COMPATIBLE WITH ALL PANASONIC CONNECTIVITY SOLUTIONS. FOR DETAILED INFORMATION GO TO THE CONTROL SYSTEMS SECTION

Model			S-36MT2E5A	S-45MT2E5A	S-56MT2E5A	S-73MT2E5A	S-106MT2E5A	S-140MT2E5A
Cooling capacity		kW	3.6	4.5	5.6	7.3	10.6	14.0
Input power cooling		W	35.00	40.00	40.00	55.00	80.00	100.00
Operating current cooling		A	0.36	0.38	0.38	0.44	0.67	0.79
Heating capacity		kW	4.2	5.0	6.3	8.0	11.4	16.0
Input power heating		W	35.00	40.00	40.00	55.00	80.00	100.00
Operating current heating		A	0.36	0.38	0.38	0.44	0.67	0.79
Fan type			Sirocco fan	Sirocco fan	Sirocco fan	Sirocco fan	Sirocco fan	Sirocco fan
Recommended Fuse		A	5	5	5	5	5	5
Air flow	Hi / Med / Lo	m³/min	14.00/12.00/10.50	15.00/12.50/10.50	15.00/12.50/10.50	21.00/18.00/15.50	30.00/25.00/23.00	32.00/28.00/24.00
Sound pressure	Hi / Med / Lo	dB(A)	36/32/30	37/33/30	37/33/30	39/35/33	42/37/36	46/40/37
Sound power	Hi / Med / Lo	dB(A)	54/50/48	55/51/48	55/51/48	57/53/51	60/55/54	62/58/55
Dimension	H x W x D	mm	235 x 960 x 690	235 x 960 x 690	235 x 960 x 690	235 x 1275 x 690	235 x 1590 x 690	235 x 1590 x 690
Net weight		kg	27	27	27	33	40	40
Pipe diameter	Liquid pipe	Inch (mm)	1/4 (6.35)	1/4 (6.35)	1/4 (6.35)	3/8 (9.52)	3/8 (9.52)	3/8 (9.52)
	Gas pipe	Inch (mm)	1/2 (12.70)	1/2 (12.70)	1/2 (12.70)	5/8 (15.88)	5/8 (15.88)	5/8 (15.88)
RRP		**£**	**1,195**	**1,256**	**1,317**	**1,375**	**1,675**	**1,914**

Accessories		RRP £
CZ-RTC6	CONEX wired remote controller (non-wireless)	**129**
CZ-RTC6BL	CONEX wired remote controller with Bluetooth®	**155**
CZ-RTC5B	Wired remote controller with Econavi function	**109**

Accessories		RRP £
CZ-RWS3 + CZ-RWRT3	Infrared remote controller	**248**
PAW-RE2C4	Wired remote controller for hotel application	**401**
CZ-CENSC1	Econavi energy savings sensor	**135**

Technical focus

- Low sound levels
- New design, all units just 235 mm high
- Large and wide air distribution
- Easy to install and maintain
- Fresh air knockout

Air distribution is altered depending on the operational mode

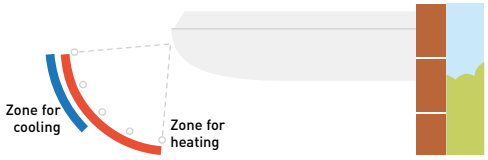

Further comfort improvement with airflow distribution

Horizontal air flow reaches maximum 9,5 m. This is ideal for wide rooms.
The wide air discharge opening expands the air flow to the left and the right. The unpleasant feeling caused when the air flow directly hits the human body is prevented by the "Draft prevention position", which changes the swing width, so that the degree of comfort is increased.

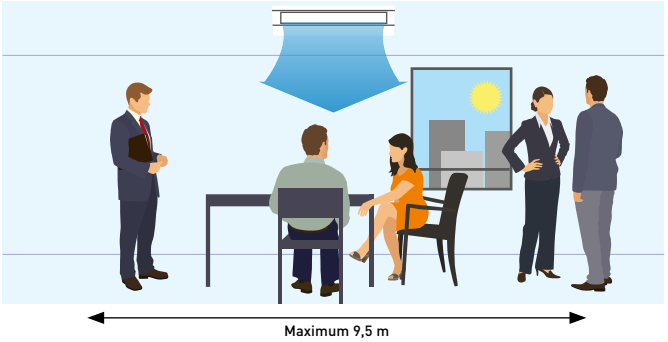

28% ECONAVI | SELF-DIAGNOSING | AUTOMATIC FAN | HUMIDITY CONTROL DRY | AUTO-FLAP CONTROL | AUTOMATIC RESTART | AIR SWEEP | OPTIONAL WI-FI | BMS CONNECTIVITY

ECONAVI and INTERNET CONTROL: Optional.

Rating Conditions: Cooling Indoor 27 °C DB / 19 °C WB. Cooling Outdoor 35 °C DB / 24 °C WB. Heating Indoor 20 °C DB. Heating Outdoor 7 °C DB / 6 °C WB. (DB: Dry Bulb; WB: Wet Bulb).
Specifications subject to change without notice. For detailed information about ErP / Energy Labelling, please visit our websites www.aircon.panasonic.eu or www.ptc.panasonic.eu.

NEW 2021

NEW K2 Type wall-mounted • R32/R410A

The wall-mounted unit has a stylish smooth panel that looks good and easy to clean.
The unit is also smaller, lighter and substantially quieter than previous models making it ideal for small offices and other commercial applications.

COMPATIBLE WITH ALL PANASONIC CONNECTIVITY SOLUTIONS. FOR DETAILED INFORMATION GO TO THE CONTROL SYSTEMS SECTION

Model			S-15MK2E5B	S-22MK2E5B	S-28MK2E5B	S-36MK2E5B	S-45MK2E5B	S-56MK2E5B	S-73MK2E5B	S-106MK2E5B
Cooling capacity		kW	1.5	2.2	2.8	3.6	4.5	5.6	7.3	10.6
Input power cooling		W	25.00	25.00	25.00	30.00	30.00	35.00	55.00	80.00
Operating current cooling		A	0.20	0.21	0.23	0.25	0.32	0.35	0.51	0.70
Heating capacity		kW	1.7	2.5	3.2	4.2	5.0	6.3	8.0	11.4
Input power heating		W	25.00	25.00	25.00	30.00	30.00	35.00	55.00	80.00
Operating current heating		A	0.20	0.21	0.23	0.25	0.32	0.35	0.51	0.70
Fan type			Cross flow	Cross flow	Cross flow	Cross flow	Cross flow	Cross flow	Cross flow	Cross flow
Recommended Fuse		A	5	5	5	5	5	5	5	5
Air flow	Cool Hi / Med / Lo	m³/min	7.90/7.40/6.50	9.00/7.50/6.50	9.50/8.30/6.50	10.90/9.00/6.50	14.50/12.50/10.00	16.00/14.00/12.00	19.50/17.00/14.00	21.50/18.50/15.00
	Heat Hi / Med / Lo	m³/min	9.00/7.70/6.80	9.20/8.30/6.80	9.70/8.50/6.80	11.20/9.50/6.80	14.50/12.50/10.00	16.00/14.00/12.00	19.50/17.00/14.00	21.50/18.50/15.00
Sound pressure	Hi / Med / Lo	dB(A)	34/32/29	36/33/29	37/34/29	40/36/29	38/35/33	40/37/35	47/44/40	49/46/42
Sound power	Hi / Med / Lo	dB(A)	49/47/44	51/48/44	52/49/44	55/51/44	53/50/48	55/52/50	62/59/55	64/61/57
Dimension	H x W x D	mm	290 x 870 x 214	290 x 870 x 214	290 x 870 x 214	290 x 870 x 214	302 x 1120 x 236	302 x 1120 x 236	302 x 1120 x 236	302 x 1120 x 236
Net weight		kg	9	9	9	9	13	13	14	14
Pipe diameter	Liquid pipe	Inch (mm)	1/4 (6.35)	1/4 (6.35)	1/4 (6.35)	1/4 (6.35)	1/4 (6.35)	1/4 (6.35)	3/8 (9.52) 1)	3/8 (9.52)
	Gas pipe	Inch (mm)	1/2 (12.70)	1/2 (12.70)	1/2 (12.70)	1/2 (12.70)	1/2 (12.70)	1/2 (12.70)	5/8 (15.88) 1)	5/8 (15.88)
RRP		**£**	**603**	**613**	**622**	**654**	**750**	**797**	**945**	**969**

Accessories		RRP £
CZ-RTC6	CONEX wired remote controller (non-wireless)	**129**
CZ-RTC6BL	CONEX wired remote controller with Bluetooth®	**155**
CZ-RTC5B	Wired remote controller with Econavi function	**109**
CZ-RWS3	Infrared remote controller	**97**

Accessories		RRP £
PAW-RE2C4	Wired remote controller for hotel application	**401**
CZ-CENSC1	Econavi energy savings sensor	**135**
CZ-P56SVK2	External valve for model sizes 15 to 56	**162**
CZ-P160SVK2	External valve for model sizes 73 to 106	**205**

1) When the pipe diameter is (Liquid) Ø6,35(1/4) - (Gas) Ø12,7(1/2), connect the liquid socket tube (Ø6,35 - Ø9,52) to the liquid tubing side indoor unit and connect the gas socket tube (Ø12,7 - Ø15,88) to the gas tubing side indoor unit.

Technical focus

- Closed discharge port
- Lighter and smaller units make the installation easy
- Quiet operation
- Smooth and durable design
- Piping outlet in three directions
- Air distribution is automatically altered depending on the operational mode

Closed discharge port

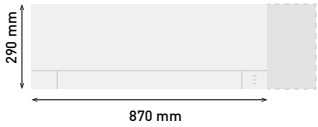

When the unit is turned OFF, the flap closes completely to prevent entry of dust into the unit and to keep the equipment clean. Lighter and smaller units make the installation easy. The width has been decreased by 17 % and the units are lighter.

Air distribution is automatically altered depending on the operational mode of the unit

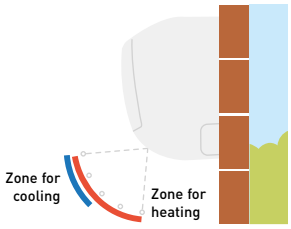

Piping outlet in six directions

Piping outlet is possible in the six directions of right, right rear, right bottom, left, left rear and left bottom, making the installation work easier.

Quiet operation

These units are among the quietest in the industry, making them ideal for hotels and hospitals.

External valve (optional)

CZ-P56SVK2 (model sizes 15 to 56)
CZ-P160SVK2 (model sizes 73 to 106)

28% ECONAVI | SELF-DIAGNOSING | AUTOMATIC FAN | HUMIDITY CONTROL DRY | AUTO-FLAP CONTROL | AUTOMATIC RESTART | AIR SWEEP | OPTIONAL WI-FI | BMS CONNECTIVITY

ECONAVI and INTERNET CONTROL: Optional.

nanoe™ X as a standard.

G1 Type floor console • R410A

The stylish and compact unit profile, also used for residential market range, is easy to integrate into any design of building.
Compact and versatile, this system is capable of being installed in an area with limited space. It is a perfect solution for retrofit, replacing existing radiator panels.

COMPATIBLE WITH ALL PANASONIC CONNECTIVITY SOLUTIONS. FOR DETAILED INFORMATION GO TO THE CONTROL SYSTEMS SECTION

Model			S-22MG1E5N	S-28MG1E5N	S-36MG1E5N	S-45MG1E5N	S-56MG1E5N
Cooling capacity		kW	2.2	2.8	3.6	4.5	5.6
Input power cooling		W	20.00	20.00	22.00	28.00	31.00
Operating current cooling		A	0.20	0.20	0.23	0.25	0.28
Heating capacity		kW	2.5	3.2	4.2	5.0	6.3
Input power heating		W	21.00	21.00	23.00	29.00	32.00
Operating current heating		A	0.20	0.20	0.24	0.26	0.28
Fan type			Cross flow	Cross flow	Cross flow	Cross flow	Cross flow
nanoe X Generator			Mark 1	Mark 1	Mark 1	Mark 1	Mark 1
Recommended Fuse		A	5	5	5	5	5
Air flow	Cool (Hi / Med / Lo)	m³/min	9.20/7.50/6.00	9.20/7.50/6.00	9.70/8.20/6.00	10.50/9.00/6.50	12.00/9.50/6.50
	Heat (Hi / Med / Lo)	m³/min	9.70/8.00/6.50	9.70/8.00/6.50	10.20/8.70/6.50	11.00/9.50/7.00	12.50/10.00/7.00
Sound pressure	Hi / Med / Lo	dB(A)	38/34/29	38/34/29	39/35/29	42/37/30	44/38/30
Dimension	H x W x D	mm	600 x 750 x 207	600 x 750 x 207	600 x 750 x 207	600 x 750 x 207	600 x 750 x 207
Net weight		kg	14	14	14	14	14
Pipe diameter	Liquid pipe	Inch (mm)	1/4 (6.35)	1/4 (6.35)	1/4 (6.35)	1/4 (6.35)	1/4 (6.35)
	Gas pipe	Inch (mm)	1/2 (12.70)	1/2 (12.70)	1/2 (12.70)	1/2 (12.70)	1/2 (12.70)
RRP		**£**	**1,218**	**1,281**	**1,348**	**1,424**	**1,529**

Accessories		RRP £
CZ-RTC6	CONEX wired remote controller (non-wireless)	**129**
CZ-RTC6BL	CONEX wired remote controller with Bluetooth®	**155**
CZ-RTC5B	Wired remote controller with Econavi function	**109**

Accessories		RRP £
CZ-RWS3*	Infrared remote controller	**97**
PAW-RE2C4	Wired remote controller for hotel application	**401**
CZ-CENSC1	Econavi energy savings sensor	**135**

* Infrared remote controller (CZ-RWS3) doesn't need receiver as an optional. Receiver is included in the unit shipment.

1 nanoe™ X: Bringing nature's balance indoors

Panasonic's nanoe™ X technology brings nature's detergent – hydroxyl radicals – indoors to help improve protection 24/7 against several types of pollutants can be inhibited such as certain types of bacteria, viruses, mould, allergens, pollen or hazardous substances.

2 Stylish and simple

- Clean and modern European design with slim depth
- Modern matt white color panel
- Washable air filter

The stylish and compact unit profile, also used for residential market range, is easy to integrate into any design of building.

Dimension:
W x H x D = 750 x 600 x 207 mm

Weight:
14kg

ECONAVI and INTERNET CONTROL: Optional.

3 Flexible easy installation

Four different mounting styles possible:
- Exposed (floor or wall)
- Semi-recessed
- Recessed

Flexible installation with 4 different options.



Floor Installation | Wall Installation | Semi-recessed | Recessed

4 Functions for comfort

- Double Air Flow direction to maximize comfort
- Self-cleaning function
- Compatible with Commercial Wi-Fi Adaptor for cloud control

Self-cleaning function.
- Self cleaning function can be pre-scheduled with remote controller, up to a maximum of 90 minutes following cooling/dry operation
- Air flow will not blow directly at occupants during self-cleaning

Rating Conditions: Cooling Indoor 27 °C DB / 19 °C WB. Cooling Outdoor 35 °C DB / 24 °C WB. Heating Indoor 20 °C DB. Heating Outdoor 7 °C DB / 6 °C WB. (DB: Dry Bulb; WB: Wet Bulb).
Specifications subject to change without notice. For detailed information about ErP / Energy Labelling, please visit our websites www.aircon.panasonic.eu or www.ptc.panasonic.eu.

P1 Type floor-standing • R410A

The compact floor-standing P1 units are the ideal solution for providing perimeter air conditioning.

R1 Type concealed floor-standing • R410A

At just 229 mm deep, the R1 unit can be easily concealed in perimeter areas to provide powerful and effective air conditioning.

COMPATIBLE WITH ALL PANASONIC CONNECTIVITY SOLUTIONS. FOR DETAILED INFORMATION GO TO THE CONTROL SYSTEMS SECTION

Model P1 Type			S-22MP1E5	S-28MP1E5	S-36MP1E5	S-45MP1E5	S-56MP1E5	S-71MP1E5
Model R1 Type			**S-22MR1E5**	**S-28MR1E5**	**S-36MR1E5**	**S-45MR1E5**	**S-56MR1E5**	**S-71MR1E5**
Cooling capacity		kW	2.2	2.8	3.6	4.5	5.6	7.1
Input power cooling		W	56.00	56.00	85.00	126.00	126.00	160.00
Operating current cooling		A	0.25	0.25	0.38	0.56	0.56	0.72
Heating capacity		kW	2.5	3.2	4.2	5.0	6.3	8.0
Input power heating		W	40.00	40.00	70.00	91.00	91.00	120.00
Operating current heating		A	0.18	0.18	0.31	0.41	0.41	0.54
Fan type			Sirocco fan	Sirocco fan	Sirocco fan	Sirocco fan	Sirocco fan	Sirocco fan
Recommended Fuse		A	5	5	5	5	5	5
Air flow	Hi / Med / Lo	m³/min	7.00/6.00/5.00	7.00/6.00/5.00	9.00/7.00/6.00	12.00/9.00/8.00	15.00/13.00/11.00	17.00/14.00/12.00
External static pressure		Pa	15	15	15	15	15	15
Sound pressure	Hi / Med / Lo	dB(A)	33/30/28	33/30/28	39/35/29	38/35/31	39/36/31	41/38/35
Dimensions P1	H x W x D	mm	615 x 1065 x 230	615 x 1065 x 230	615 x 1065 x 230	615 x 1380 x 230	615 x 1380 x 230	615 x 1380 x 230
Net weight P1		kg	29	29	29	39	39	39
Dimensions R1	H x W x D	mm	616 x 904 x 229	616 x 904 x 229	616 x 904 x 229	616 x 1219 x 229	616 x 1219 x 229	616 x 1219 x 229
Net weight R1		kg	21	21	21	28	28	28
Pipe diameter	Liquid pipe	Inch (mm)	1/4 (6.35)	1/4 (6.35)	1/4 (6.35)	1/4 (6.35)	1/4 (6.35)	3/8 (9.52)
	Gas pipe	Inch (mm)	1/2 (12.70)	1/2 (12.70)	1/2 (12.70)	1/2 (12.70)	1/2 (12.70)	5/8 (15.88)
P1 Type RRP		**£**	**1,217**	**1,219**	**1,250**	**1,421**	**1,436**	**1,514**
R1 Type RRP		**£**	**1,053**	**1,115**	**1,181**	**1,248**	**1,341**	**1,365**

Accessories		RRP £
CZ-RTC6	CONEX wired remote controller (non-wireless)	**129**
CZ-RTC6BL	CONEX wired remote controller with Bluetooth®	**155**
CZ-RTC5B	Wired remote controller with Econavi function	**109**
CZ-RWS3 + CZ-RWRC3	Infrared remote controller	**248**

Accessories		RRP £
PAW-RE2C4	Wired remote controller for hotel application	**401**
CZ-RTC2	Timer remote controller. For floor-standing (P1) indoor units.	**109**

Technical focus

- Pipes can be connected to either side of the unit from the bottom or rear
- Easy to install
- Front panel opens fully for easy maintenance
- Removable air discharge grille gives flexible airflow
- Room for condensate pump
- The standard wired controller can be incorporated into the body of the unit. For build-in remote control, only CZ-RTC2 is suitable

Technical focus

- Chassis unit for discreet installation
- Complete with removable filters
- Pipes can be connected to either side of the unit from the bottom or rear
- Easy to install

Effective perimeter handling

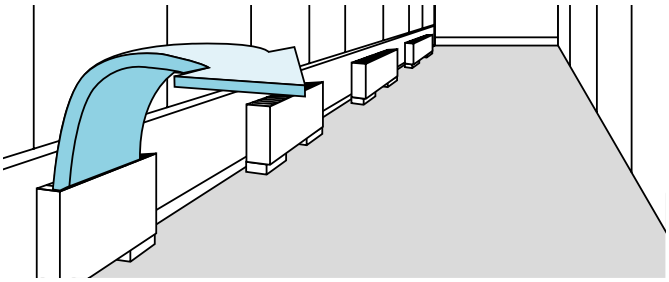

Perimeter air conditioning with high interior quality

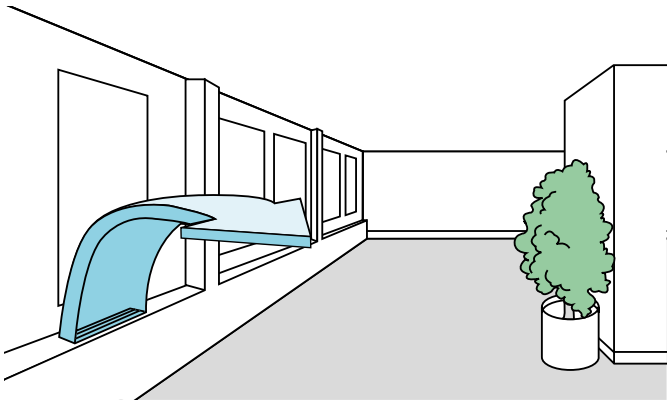

SELF-DIAGNOSING | AUTOMATIC FAN | HUMIDITY CONTROL DRY | AUTOMATIC RESTART | OPTIONAL WI-FI | BMS CONNECTIVITY

INTERNET CONTROL: Optional.

Hydrokit for ECOi, water at 45 °C • R410A

Connect the Hydrokit to your VRF system, together with other indoor units.
Total system performs high energy efficiency by this heat recovering operation, and it gives an advantage for sustainability related assessment methods, such as BREEAM in UK.

COMPATIBLE WITH ALL PANASONIC CONNECTIVITY SOLUTIONS. FOR DETAILED INFORMATION GO TO THE CONTROL SYSTEMS SECTION

Model				S-80MW1E5	S-125MW1E5
Power source				230 V / Single phase / 50 Hz	230 V / Single phase / 50 Hz
Cooling capacity			kW	8,0	12,5
Heating capacity			kW	9,0	14,0
Maximum temperature			°C	~45/~65 [1]	~45/~65 [1]
Dimension	H x W x D		mm	892 x 502 x 353	892 x 502 x 353
Water pipe connector			Inch	R 1 ¼	R 1 ¼
Water pump (built-in)				DC motor (A class)	DC motor (A class)
Water flow rate	Cool		L/min	22,90	35,80
	Heat		L/min	25,80	40,10
Pipe diameter	Liquid pipe		Inch (mm)	3/8 (9,52)	3/8 (9,52)
	Gas pipe		Inch (mm)	5/8 (15,88)	5/8 (15,88)
	Drain piping			15 ~ 17 mm (inner size)	15 ~ 17 mm (inner size)
Operation range	Cool	Ambient	°C	+10 ~ +43	+10 ~ +43
		Water	°C	+5 ~ +20	+5 ~ +20
	Heat	Ambient	°C	-20 ~ +43	-20 ~ +43
		Water	°C	+25 ~ +45	+25 ~ +45
Connectable system				3-Pipe (heat recovery type) VRF System (system capable up to 48 HP)	
Maximum Indoor ratio (connectable hydrokit module capacity ratio)				Total indoor unit + Hydrokit capacity: up to 130 % (** ~ **% vs total outdoor unit capacity)	
RRP			**£**	**2,704**	**3,245**

Accessories		RRP £
CZ-RTC5B	Wired remote controller with Econavi function	109

Accessories		RRP £
PAW-RE2C4	Wired remote controller for hotel application	401

1) Maximum 45 °C by refrigerant circuit (heat pump cycle), over 45 °C is provided by electric heater operation.

Basic principle & advantage.

Hydrokit module provides hot water by using waste heat that is recovered from standard air-conditioning indoor unit in cooling mode.

Technical focus

- Only with 3-Pipe ECOi EX MF3 Series outdoor units
- Remote controller CZ-RTC5B common use with DX Coil indoor units ECOi and PACi

Hydrokit control function / CZ-RTC5B

- CZ-RTC5B is updated version from CZ-RTC3. It can be used for hydrokit and also normal indoor unit. CZ-RTC5B checks the type of connected unit and switch hydrokit or air conditioner style of display automatically
- Operating mode on hydrokit style to be set at initial setting of the system from following modes: tank mode or air conditioning mode

Overview: hydromodule in VRF system

- Multiple hydromodule connection in same circuit is available
- Each module can be set different operation mode either hot water supply mode or space heating mode (both operation modes are not able to set at 1 hydromodule)
- 3-Pipe control solenoid valve kit is necessary for each indoor unit and hydromodule

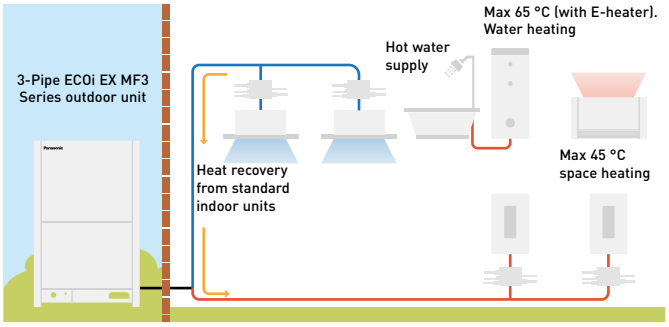

* Cold water also available.

PRO-HT *TANK*

PRO-HT Tank DHW

Enjoy an efficient DHW and heating and cooling tank.
Panasonic commercial PRO-HT Tank solutions meet all needs of your hot water applications providing maximum water temperature 65 °C.

High temperature hot water is efficiently produced without any boosters.
Can be combined with ECOi 3-Pipe to adapt various projects from high-end residentials to offices and hotels.

PRO-HT Tank			PAW-VP750-1-G3L	PAW-VP1000-1-G3L
Outdoor Unit			**U-16MF3E8**	**U-16MF3E8**
Volume		L	726	933
Height	H x W	mm	1855 x 990	2210 x 990
Connections to the water supply network			1 1/4"	1 1/4"
Net weight / with water		kg	179 / 929	191 / 1121
Nominal electrical power		kW	5.12	6.14
Reference tapping cycle			2XL	2XL
Energy consumption by chosen cycle A7 / W10-55		kWh	4.14	5.10
Energy consumption by chosen cycle A15 / W10-55		kWh	3.50	4.61
COP DHW (A7 / W10-55) EN 16147 [1]			5.29	4.81
COP DHW (A15 / W10-55) EN 16147 [2]			7.01	5.32
Standby input power according to EN16147		W/h	77	80
Sound pressure at 1 m		dB(A)	52	52
Quantity of refrigerant		Kg	8.3	8.3
Average insulation thickness		mm	100	100
Heat exchanger connection for inlet / outlet		Inch (mm)	1/2 (12.70) / 3/4 (19.05)	1/2 (12.70) / 3/4 (19.05)
Maximum power consumption without heater		kWh	20.4	20.4
Maximum power consumption with heater		kWh	26.4	26.4
Number of electrical heaters x power		W	1 x 6000	1 x 6000
Voltage / Frequency		V / Hz	400 / 50	400 / 50
Electrical fuse rating		A	16	16
Moisture protection			IP 24	IP 24
Maximum pipe length		m	50	50
Elevation difference (in/out)		m	30/30	30/30
Operating range - outdoor temperature		°C	-20 ~ +35	-20 ~ +35
Maximum water temperature (heat pump)		°C	65	65
Maximum water temperature (electrical heater)		°C	85	85
Refrigerant (R410A) / CO_2 Eq.		kg / T	8.3 / 17.1	8.3 / 17.1
PRO-HT Tank RRP		**£**	**11,959**	**12,673**
Outdoor unit RRP		**£**	**12,012**	**12,012**

Accessories		RRP £
PAW-VP-RTC5B-VRF	Tank Controller for ECOi system	**1,255**
PAW-VP-VALV-160	Expansion valve kit 16 kW	**35**

Accessories		RRP £
PAW-VP-VALV-280	Expansion valve kit 28 kW	**93**

1) Heating of sanitary water up to 55 °C with inlet air temperature at 7 °C, humidity at 89 % and inlet water temperature at 10 °C. According to EN16147. 2) Heating of sanitary water up to 55 °C with inlet air temperature at 15 °C, humidity at 74 % and inlet water temperature at 10 °C. According to EN16147.
This product is designed to meet the European Drinking Directive 98/83/EC amended by 2015/1787/EU. The lifespan of the product is not guaranteed in the case of the use of groundwater, such as spring water or well water, the use of tap water when salt or other impurities are contained, nor in areas of acidic water quality. Maintenance and warranty costs related to these cases are the customer's responsibility.
* When connected as pressurised, safety valve is mandatory.

Solution example DHW tank 1000 L + ECOi 3-Pipe

- Ideal offer for hotel projects
- DHW production under spontaneous heating and cooling
- Hot water up to 65 °C is efficiently produced by heat recovery
- A7 COP 6,7 considering heat recovery

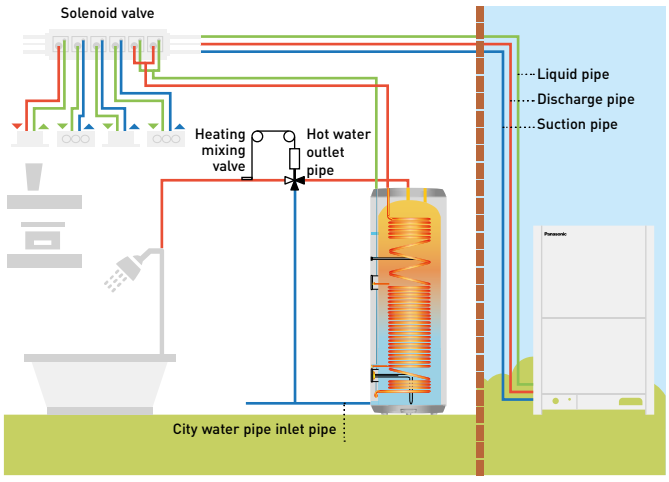

Technical focus

- Water volume 750L and 1000L
- Maximum hot water production 65 °C without boosters
- Heating coil 52 m (750L) and 63 m (1000L)
- Tank material 3 mm
- ABS external case

6,70 COP HIGH PERFORMANCE | DHW | 65°C OUTPUT WATER HIGH TEMPERATURE | -20°C OPERATION RANGE

Rating Conditions: Cooling Indoor 27 °C DB / 19 °C WB. Cooling Outdoor 35 °C DB / 24 °C WB. Heating Indoor 20 °C DB. Heating Outdoor 7 °C DB / 6 °C WB. (DB: Dry Bulb; WB: Wet Bulb).
Specifications subject to change without notice. For detailed information about ErP / Energy Labelling, please visit our websites www.aircon.panasonic.eu or www.ptc.panasonic.eu.

BMS interface with P-Link

BMS interface with Panasonic communication bus helps you to get significant savings.

1 Direct connection to P-Communication bus

- No need for additional gateway (CZ-CFUNC2)
- Significant 50 % cost saving for BMS interface*
- Avoid mistakes and reduce configuration time.

* In the case of PAW-AC2-BAC-16P by Panasonic calculation.

2 Upgraded specifications and easy configuration

- Base PCB board with MCU, Ethernet, RS485, RS232 & USB
- Configuration by IP or USB
- Single configuration tool for all models (IntesisBox MAPS)
- Modular expansion PCBs (KNX, RS485, DALI, MBUS, LON, ANYBUS)

3 BTL certified for BACnet

- BACnet: Version 14 and BTL certified

Direct connection to P-Communication bus

The interface can provide faster, cheaper, easier solution in your projects!

Conventional interface.

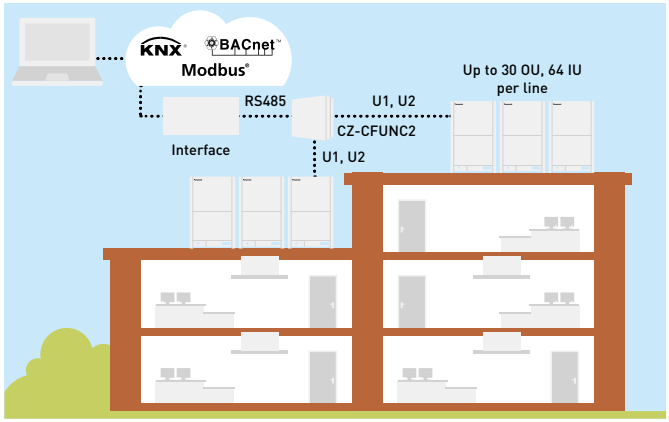

Maximum 128 indoor units can be connected. Panasonic Gateway, CZ-CFUNC2 is required.

Interface with P-communication bus.

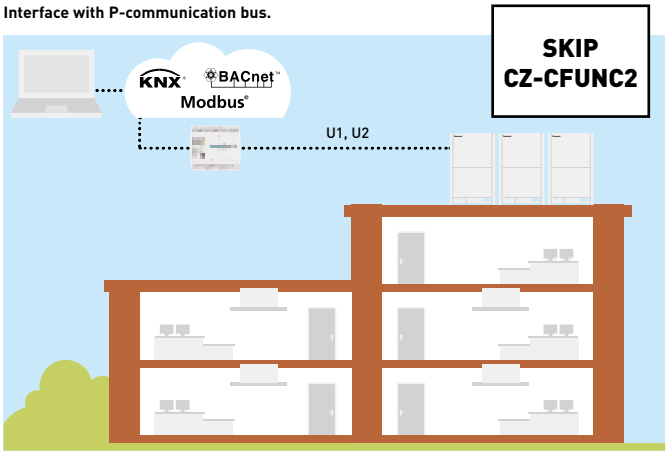

U1U2 link is connected directly to IntesisBox. Support from 16 to 128 per each box.

Upgraded specifications and easy configuration

- Base PCB board with MCU, Ethernet, RS485, RS232 and USB
- Modular expansion PCBs (KNX, RS485, DALI, MBUS, LON, ANYBUS)
- Frontal PCB with all LEDs, buttons and USB console Port
- Single configuration tool for all models (IntesisBox MAPS)
- Improved version of the current communication Stacks, BTL and KNX Certifications will be possible
- Recoverey of current configuration project working in V6
- Local logging of interface data via USB without the need for a PC
- Configuration by IP or USB (old generation RS232)
- CB Certification for EU, US, CA and AU. Also UL marked product

PAW-AC2-BAC-16P	BACnet Interface for 16 indoors
PAW-AC2-BAC-64P	BACnet Interface for 64 indoors
PAW-AC2-BAC-128P	BACnet Interface for 128 indoors

PAW-AC2-MBS-16P	Modbus Interface 16 indoor units
PAW-AC2-MBS-64P	Modbus Interface 64 indoor units
PAW-AC2-MBS-128P	Modbus Interface 128 indoor units

PAW-AC2-KNX-16P	KNX Interface for 16 indoors
PAW-AC2-KNX-64P	KNX Interface for 64 indoors

Fan coils highlighted features

MORE FAN COIL OPTIONS IN CHILLERS SECTION

Designed with user in mind, perfectly designed to adapt to any installation. Providing comfort to hotels, shops, restaurants, offices or residential applications.

1 Innovation for an optimum comfort

Range of fan coil for heating and cooling with capacities from 0,5 to 21,9 kW in cooling and from 0,6 to 21,5 kW in heating. Bring full year comfort with water based systems.

2 Energy efficient and low noise fan

Dynamically balanced and specially designed fans, reinforced acoustic insulation and optimised fan speed staging for lower noise levels.
Improved efficiency with optional EC fan motor.

3 Quality and efficient coil

Constructed from staggered copper tubes, mechanically expanded into aluminium fins, providing maximum heat transfer efficiency, durability and hygiene.

4 Flexible installation

Various types of unit to fit your needs with flexible installation options. A choice of service side for hydraulic connections, piping configuration and horizontal or vertical installation for ducted units.

Offering a great range of capacities and performance, presented in a wide range of designs, the fan coils are perfectly adapted to fit within almost any location. Whether the requirements are for cooling only, or for both heating and cooling, there is a fan coil to suit. With a variety of piping and fan configuration, the range is capable of meeting the most stringent of requirement. Line up available in AC and EC fans, it is possible to achieve both powerful performance, but with sustainability in mind.

Wide range of contollers with sophisticated designs, provide a user friendly interface while enabling an easy and low cost integration to building management systems.

PAW-FC-RC1
Optional wired remote controller for AC fan, 2-pipe and 4-pipe application.

PAW-FC-TC903
Optional wired remote controller for AC fan 2-pipe application.

PAW-FC-907TC
Optional wired remote controller for EC fan, 2-pipe and 4-pipe application.

Smart fan coils



Built-in advanced thermostat.

			PAW-AAIR-200-2	PAW-AAIR-700-2	PAW-AAIR-900-2
Total cooling capacity	Lo/Med/Hi	W	0.2/0.3/0.6	0.8/1.0/1.2	1.2/1.5/1.7
Sensible cooling capacity	Lo/Med/Hi	W	0.2/0.3/0.5	0.6/0.9/1.1	1.1/1.4/1.6
Water flow	Lo/Med/Hi	kg/h	40.0/59.0/95.0	129.0/178.0/207.0	198.0/261.0/300.0
Water pressure drop	Lo/Med/Hi	kPa	0.4/2.0/2.9	1.0/2.0/2.0	6.0/9.0/12.0
Inlet water temperature		°C	10	10	10
Outlet water temperature		°C	15	15	15
Inlet air temperature		°C	27.0	27.0	27.0
Outlet air temperature	Lo/Med/Hi	°C	15.0/17.0/18.0	14.0/16.0/17.0	16.0/17.0/18.0
Relative humidity of inlet air		%	47	47	47
Total heating capacity	Lo/Med/Hi	W	0.2/0.5/0.6	0.7/1.0/1.2	0.9/1.4/1.7
Water flow	Lo/Med/Hi	kg/h	37.3/80.8/98.0	121.8/177.5/204.3	152.4/244.2/292.9
Water pressure drop	Lo/Med/Hi	kPa	0.4/2.0/2.9	0.3/0.8/1.0	0.5/1.6/2.2
Inlet water temperature		°C	35	35	35
Outlet water temperature		°C	30	30	30
Inlet air temperature		°C	19.0	19.0	19.0
Outlet air temperature	Lo/Med/Hi	°C	38.9/32.0/30.0	33.3/31.8/30.6	30.2/31.1/30.6
Air flow	Lo/Med/Hi	m³/min	0.9/1.9/2.7	2.6/4.2/5.3	4.1/6.1/7.7
Maximum input power	Lo/Med/Hi	W	7.0/9.0/13.0	14.0/18.0/22.0	16.0/20.0/24.0
Sound pressure	Lo/Med/Hi	dB(A)	23/33/40	24/36/42	25/36/44
Dimension (H x W x D)		mm	735 x 579 x 129	935 x 579 x 129	1135 x 579 x 129
Net weight		kg	17	20	23
3 Ways valve included			Yes	Yes	Yes
Touch screen thermostat			Yes	Yes	Yes
RRP		**£**	**614**	**665**	**796**

Accessories		RRP £
PAW-AAIR-LEGS-1	Kits of 2 legs to protect the water pipings	**47**

Accessories		RRP £
PAW-AAIR-RHCABLE	Motor connection cable for units with hydraulic connections on the right	**21**

* Smart fan coils is produced by Innova.

Stylish floor-standing fan coils with advanced controller

The slimline of Smart fan coils delivers high efficiency climate control.

With a depth of just under 13cm they are at the cutting edge of the market. Blending easily into the home, Smart fan coil's elegant design and product refinements are clear to see in every detail.

Exceptional ventilation efficiency means the motor uses considerably less energy (low wattage). The fan speed is continuously modulated by the temperature controller with proportional integral logic, with undoubted advantages for regulating the temperature and humidity in summer mode.

With standard cast radiators.

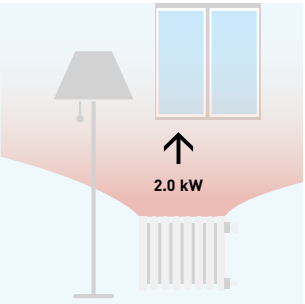

Water at 65 °C needed.

With Smart fan coil.

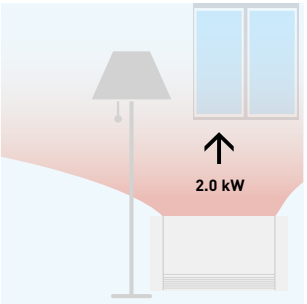

Water at 35 °C needed.

Technical focus

- 4 operation modes (auto, silent, night-time and maximum ventilation speed)
- Exclusive design
- Extremely compact (only 12,.9cm deep)
- Cooling and dehumidification functions possible (drain is needed)
- 3-way valve included (no overflow valve needed on the installation if more than 3 units installed)
- Touch screen thermostat

All temperature curves and capacity are available on www.panasonicproclub.com

Fan coils - ducted (AC)

Optional controller. Wired remote controller.
PAW-FC-903TC

Optional controller. Advanced wired remote controller.
PAW-FC-RC1

	Left connection (PAW-)		FC2A-D010L	FC2A-D020L	FC2A-D030L	FC2A-D040L	FC2A-D050L	FC2A-D060L	FC2A-D070L	FC2A-D080L
	Right connection (PAW-)		**FC2A-D010R**	**FC2A-D020R**	**FC2A-D030R**	**FC2A-D040R**	**FC2A-D050R**	**FC2A-D060R**	**FC2A-D070R**	**FC2A-D080R**
Total cooling capacity [1]	Med/S-Hi	kW	1.0/1.5	1.2/1.7	2.0/2.5	2.4/3.2	3.2/4.6	4.6/5.8	6.1/7.3	6.1/8.1
Sensible capacity [1]	Med/S-Hi	kW	0.8/1.1	0.9/1.3	1.5/1.9	1.8/2.3	2.2/3.3	3.3/4.5	4.3/5.1	4.6/6.3
Water flow	Med/S-Hi	l/h	172/250	213/289	341/430	413/547	544/798	784/1003	1058/1252	1048/1400
Water pressure drop	Med/S-Hi	kPa	19.5/39.2	3.9/6.3	19.3/28.8	17.1/28.0	22.8/46.9	37.4/60.2	15.4/21.5	19.3/32.5
Heating capacity [2]	Med/S-Hi	kW	1.4/2.0	1.5/2.2	2.4/3.1	2.9/4.0	4.1/5.7	5.3/7.1	7.9/9.3	8.1/11.6
Sound levels										
Global sound power level	S-Lo/Med/S-Hi	dB(A)	33/40/49	31/43/50	30/45/52	30/44/51	34/46/56	38/51/58	43/56/61	50/55/64
Global sound pressure level [3]	S-Lo/Med/S-Hi	dB(A)	24/31/40	22/34/41	21/36/43	21/35/42	25/37/47	29/42/49	34/47/52	41/46/55
Fan										
Number			1	1	1	2	2	2	2	3
Air flow	Med/S-Hi	m³/h	190/283	179/265	274/390	357/499	486/716	640/933	893/1064	936/1397
Maximum external pressure		Pa	55	55	65	85	85	115	125	70
Filter			G2	G2	G2	G2	G2	G2	G2	G2
Electrical data										
Power supply	Voltage	V	230	230	230	230	230	230	230	230
	Phase		Single phase	Single phase	Single phase	Single phase	Single phase	Single phase	Single phase	Single phase
	Frequency	Hz	50/60	50/60	50/60	50/60	50/60	50/60	50/60	50/60
Power consumption	Med/S-Hi	W	24/36	18/29	37/45	37/56	55/72	75/105	100/147	112/188
Water connections										
Type			Female gas threaded	Female gas threaded	Female gas threaded	Female gas threaded	Female gas threaded	Female gas threaded	Female gas threaded	Female gas threaded
Water connections		Inch	1/2	1/2	1/2	1/2	1/2	1/2	3/4	3/4
Dimensions and weight										
Dimensions	H x W x D	mm	430 x 220 x 570	430 x 220 x570	430x 220 x 730	430 x 220 x 938	430 x 220 x 1122	430 x 220 x 1307	530 x 220 x 1121	530 x 220 x 1316
Weight		kg	13	13	15	20	22	26	27	38
Left connection RRP		**£**	**248**	**259**	**279**	**325**	**364**	**396**	**448**	**646**
Right connection RRP		**£**	**252**	**265**	**283**	**330**	**369**	**400**	**454**	**651**

Accessories		RRP £
PAW-FC-RC1	Advanced wired remote controller for fan coil	**81**
PAW-FC-903TC	Wired remote controller for fan coil	**73**
PAW-FC-2WY-11/55-1	2 way valve + drain pan for models 010-060	**57**

Accessories		RRP £
PAW-FC-2WY-65/90-1	2 way valve + drain pan for models 070-080	**65**
PAW-FC-3WY-11/55-1	3 way valve + drain pan for models and 010-060	**84**
PAW-FC-3WY-65/90-1	3 way valve + drain pan for models 070-080	**95**

1) According to Eurovent standard. Air: 27 °C DB / 19 °C WB. Water in/ out: 7 °C / 12 °C. 2) Air: 20 °C. Water in/out: 50 °C / 45 °C. 3) The sound pressure levels are based on (NR) characteristics of a room having volume of 100 m³ with reverberation of 0,5 seconds.
Values indicated are for 0 Pa external static pressure, for additional pressure characteristics, please refer the technical data manual.** Fan coil units are produced by Systemair.

Technical focus

- Cooling capacity from 0.7 to 8.1 kW
- Heating capacity from 0.7 to 10.3 kW
- 5-speed AC fan motor(s)

Main features and accessories

- 2 and 4-pipe configurations
- Left or right hand arrangements
- Ease of installation
- Very low acoustic levels
- 2 way or 3 way ON/OFF valves
- Auxiliary drain pan
- Air intake with removable grid
- G2 filter

Operating limits	
Entering water temperature	From 5 to 90 °C
Indoor air temperature	From 5 to 32 °C

ErP

ERP 2018: compliant following COMMISSION REGULATION (EU) No2016/2281.

Fan coils - wall-mounted (AC)

Optional controller. Wired remote controller.
PAW-FC-903TC

Optional controller. Advanced wired remote controller.
PAW-FC-RC1

Infrared remote supplied with IR versions.
IR Controller

2-pipe			PAW-FC2A-K007 PAW-FC2A-K007IR	PAW-FC2A-K009 PAW-FC2A-K009IR	PAW-FC2A-K018 PAW-FC2A-K018IR	PAW-FC2A-K022 PAW-FC2A-K022IR
Total cooling capacity [1]	Med/Hi	kW	1.3/1.7	1.7/2.4	3.0/3.5	3.1/3.9
Sensible capacity [1]	Med/Hi	kW	1.0/1.2	1.3/1.9	2.3/2.7	2.5/3.1
Water flow	Med/Hi	l/h	231/287	291/418	508/609	535/669
Water pressure drop	Med/Hi	kPa	24.9/30.9	27.0/40.0	41.3/55.6	33.7/45.2
Heating capacity [2]	Med/Hi	kW	1.7/2.0	2.0/2.7	3.2/4.0	3.7/4.4
Sound levels						
Sound power level	Lo/Med/Hi	dB(A)	45/49/51	47/52/57	49/53/56	53/57/63
Sound pressure level [3]	Lo/Med/Hi	dB(A)	30/33/35	32/36/40	39/41/43	39/43/48
Fan						
Number			1	1	1	1
Air flow	Med/Hi	m³/h	321/360	413/551	592/680	709/850
Filter			G1	G1	G1	G1
Electrical data						
Power supply	Voltage	V	230	230	230	230
	Phase		Single phase	Single phase	Single phase	Single phase
	Frequency	Hz	50	50	50	50
Fuse Rating		A	3	3	3	3
Power consumption	Med/Hi	W	42/62	47/59	50/55	55/70
Water connections						
Type			Female gas threaded	Female gas threaded	Female gas threaded	Female gas threaded
Connections		Inch	1/2	1/2	1/2	1/2
Dimensions and weight						
Dimensions	H x W x D	mm	275 x 180 x 845	275 x 180 x 845	298 x 200 x 940	298 x 200 x 940
Weight		kg	11	11	13	13
RRP		**£**	**361**	**399**	**449**	**487**
RRP with IR Controller		**£**	**399**	**433**	**477**	**521**

Accessories		RRP £
PAW-FC2-2WY-K007	2 way valve + drain pan	**70**

Accessories		RRP £
PAW-FC2-3WY-K007	3 way valve + drain pan	**113**

1) According to Eurovent standard. Air: 27 °C DB / 19 °C WB. Water in/out: 7 °C / 12 °C. 2) According to Eurovent standard. Air: 20 °C. Water in/out: 45 °C / 40 °C. 3) Sound pressure considering a local of 100 m³ a reverberation time of 0,5 seconds and a distance of 1 m.

Technical focus

- 4 sizes
- Cooling capacity from 1.0 to 3.9 kW
- Heating capacity from 1.4 to 4.1 kW
- Version: 2-pipes, AC fan

Main features and accessories

- 2 way or 3 way valve ON/OFF
- 3-speed AC fan motor
- Silent unit for optimum customer comfort
- Aesthetic design suitable for residential and hotel applications
- Compatible with IR controller (supplied with IR versions)
- Coil with hydrophilic fins to improve the condensate flow

Operating limits	
Entering water temperature	From 5 to 60 °C
Indoor air temperature	From 6 to 40 °C

ErP

ERP 2018: compliant following COMMISSION REGULATION (EU) No2016/2281.

Panasonic ventilation solutions

AHU connection kit 16, 28 and 56 kW for ECOi and ECO G

		RRP £
PAW-160MAH2	AHU Kit for 16 kW (IP 65, 0-10 V demand control*, Outdoor temperature shift compensation. Cold draft prevention)	**1,680**
PAW-280MAH2	AHU Kit for 28 kW (IP 65, 0-10 V demand control*, Outdoor temperature shift compensation. Cold draft prevention)	**1,784**
PAW-560MAH2	AHU Kit for 56 kW (IP 65, 0-10 V demand control*, Outdoor temperature shift compensation. Cold draft prevention)	**1,945**
PAW-160MAH2M	AHU Kit for 16 kW (IP 65, 0-10 V demand control*)	**1,363**
PAW-280MAH2M	AHU Kit for 28 kW (IP 65, 0-10 V demand control*)	**1,489**
PAW-560MAH2M	AHU Kit for 56 kW (IP 65, 0-10 V demand control*)	**1,660**
PAW-160MAH2L	AHU Kit for 16 kW (IP 65)	**1,217**
PAW-280MAH2L	AHU Kit for 28 kW (IP 65)	**1,346**
PAW-560MAH2L	AHU Kit for 56 kW (IP 65)	**1,560**

* With CZ-CAPBC2.

Air curtain with DX Coil

Outdoor unit			4 HP	4 HP	5 HP	8 HP
Air outlet height 2.7 m			**PAW-10EAIRC-LS**	**PAW-15EAIRC-LS**	**PAW-20EAIRC-LS**	**PAW-25EAIRC-LS**
Cooling capacity [1]	Max	kW	6.1	9.7	13.0	17.0
Heating capacity [2]	Max	kW	7.9	12.0	15.0	19.0
Air flow	High	m³/h	1800	2700	3600	4500
Heat Exchanger	Volume	L	1.67	2.85	3.94	5.03
Electric consumption fan	230 V / 50Hz	kW	0.30	0.50	0.60	0.80
Current	230 V / 50Hz	A	2.10	3.10	4.10	5.10
Sound pressure [3]	Max	dB(A)	65	66	67	69
Air outlet height 3.0 m			**PAW-10EAIRC-HS**	**PAW-15EAIRC-HS**	**PAW-20EAIRC-HS**	**PAW-25EAIRC-HS**
Cooling capacity [1]	Max	kW	9.1	13.0	19.5	23.7
Heating capacity [2]	Max	kW	11.8	15.8	23.6	27.6
Air flow	High	m³/h	2700	3600	5400	6300
Heat Exchanger	Volume	L	1.67	2.85	3.94	5.12
Electric consumption fan	230 V / 50Hz	kW	0.75	1.00	1.50	1.75
Current	230 V / 50Hz	A	4.10	5.50	8.20	9.60
Sound pressure [3]	Max	dB(A)	66	67	68	68
Common data						
Dimension [4]	H x W x D	mm	260 (+140) x 1000 x 460	260 (+140) x 1500 x 460	260 (+140) x 2000 x 460	260 (+140) x 2500 x 460
Net weight	Air outlet height 2.7 m	kg	50	65	80	95
	Air outlet height 3.0 m	kg	55	65	85	110
Fan type			EC	EC	EC	EC
Pipe diameter	Liquid pipe / Gas pipe	Inch (mm)	3/8 (9.52) / 5/8 (15.88)	3/8 (9.52) / 3/4 (19.05)	3/8 (9.52) / 7/8 (22.22)	3/8 (9.52) / 7/8 (22.22)
Door width		m	1.0	1.5	2.0	2.5
Refrigerant			R410A	R410A	R410A	R410A
RRP air outlet height 2.7 m		**£**	**7,350**	**8,681**	**9,768**	**10,929**
RRP air outlet height 3.0 m		**£**	**7,658**	**8,923**	**10,191**	**11,150**

Accessories		RRP £
PAW-AIR1-DP	Optional drain pump	**458**

1) Cooling capacity DX Coil, air temperature in/out +27/+18 °C, R32 and R410. 2) Heating capacity condenser, air temperature in/out +20/+33 °C, R32 and R410. In the case of lower outdoor temperatures, an outdoor model with higher capacity may be necessary. 3) Measured in distance up to 5,0 m, direction factor 2, absorbing surfaces 200 m², Min / Max air volume. 4) 140 mm is the height of an electrical box if it is installed on the top.

Energy recovery ventilation system

Rated flow rate			250 m³/h			350 m³/h			500 m³/h			800 m³/h			1000 m³/h		
Models			**FY-250ZDY8R**			**FY-350ZDY8R**			**FY-500ZDY8R**			**FY-800ZDY8R**			**FY-01KZDY8R**		
Power source			220V / 240 V / 50Hz			220V / 240 V / 50Hz			220V / 240 V / 50Hz			220V / 240 V / 50Hz			220V / 240 V / 50Hz		
			E-high	**High**	**Low**	**E-high**	**High**	**Low**	**E-high**	**High**	**Low**	**E-high**	**High**	**Low**	**E-high**	**High**	**Low**
Input power		W	112.0/ 128.0	108.0/ 123.0	87.0/ 96.0	182.0/ 190.0	178.0/ 185.0	175.0/ 168.0	263.0/ 289.0	204.0/ 225.0	165.0/ 185.0	387.0/ 418.0	360.0/ 378.0	293.0/ 295.0	437.0/ 464.0	416.0/ 432.0	301.0/ 311.0
Air flow		m³/h	250	250	190	350	350	240	500	500	440	800	800	630	1000	1000	700
Air Volume		l/s	69	69	53	97	97	67	138	138	122	222	222	175	278	278	194
External static pressure		Pa	105	95	45	140	60	45	120	60	35	140	110	55	105	80	75
Sound power	Heat exchange	dB(A)	30.0/ 31.5	29.5/ 30.5	23.5/ 26.5	32.5/ 33.0	30.5/ 31.0	22.5/ 25.5	36.5/ 37.5	34.5/ 35.5	31.0/ 32.5	37.0/ 37.5	36.5/ 37.0	33.5/ 34.5	37.5/ 38.5	37.0/ 37.5	33.5/ 34.5
	Normal	dB(A)	30.0/ 31.5	29.5/ 30.5	23.5/ 26.5	32.5/ 33.0	30.5/ 31.0	22.5/ 25.5	37.5/ 38.5	37.0/ 38.0	31.0/ 32.5	37.0/ 37.5	36.5/ 37.0	33.5/ 34.5	39.5/ 40.5	39.0/ 39.5	35.5/ 36.5
Temperature exchange efficiency	Heat exchange	%	75	75	77	75	75	78	75	75	76	75	75	76	75	75	79
	Normal	%	—	—	—	—	—	—	—	—	—	—	—	—	—	—	—
Dimension	H x W x D	mm	270 x 882 x 599			317 x 1050 x 804			317 x 1090 x 904			388 x 1322 x 884			388 x 1322 x 1134		
Net weight		kg	29			49			57			71			83		
RRP		**£**	**1,078**			**1,412**			**1,706**			**2,255**			**2,510**		

This noise of the product is the value which was measured at the acoustic room. Actually. in the established condition. that undergo influence by the echoing of the room and so that become bigger than the display numerical value. The input. the current and the exchange efficiency are values at the time of the mentioned air volume. The noise level shall be measured 1.5 m below the centre of the unit. The temperature exchange efficiency averages that of when cooling and when heating.

Control and connectivity

A wide variety of control options to meet the requirements of different applications.

Centralized control systems

BMS system. PC base.

PAIMS core software.
Up to 1024 indoor units.
CZ-CSWKC2

Connection with 3rd party controller.

Seri-Para I/O unit for outdoor unit.
Up to 4 outdoor units.
CZ-CAPDC2

ON/OFF control for external devices such as ERV.
Controls 1 unit.
CZ-CAPC3

Mini Seri-Para I/O Unit 0 - 10 V.
Controls 1 indoor unit or a group of 8 indoor units.
CZ-CAPBC2

Communication Adaptor.
Up to 128 groups.
Controls 128 units.
CZ-CFUNC2

AC Smart Cloud.

Cloud internet control.
Up to 128 groups. Controls 128 units.
CZ-CFUSCC1

Domestic integration to P-Link - CZ-CAPRA1

Can connect RAC range to P-Link. Full control is now possible.

Integrates any unit in big system control.
- TKEA / PKEA server room integration
- Small offices with domestic indoors
- Tender for refurbishment (old system domestic and VRF in one installation)

Centralized control systems: 64 indoor units

Intelligent controller / Web server: 256 indoor units

P-AIMS: 1024 indoor units

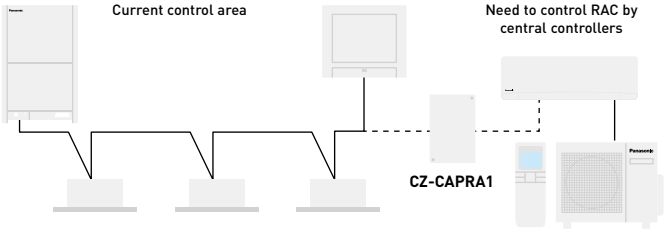

Current system for PACi / VRF. Central controller can connect to P-Link line to control units directly.

RAC units cannot connect directly to P-Link to be managed by central controllers.

It's necessary to have interface between P-Link and RAC protocol to cover basic operating items.

Basic operation items: ON/OFF, Mode select, Temperature setting, Fan speed, Flap setting, Remote control prohibit.
External input: ON/OFF control signal, Abnormal stop signal.
External output for Relay [1]: Operation status (ON/OFF), Alarm status output.

1) Because current CN-CNT connector can not provide the power for external output relay, additional Input power for external relay is necessary.

Easy connection to KNX, Modbus, LonWorks and BACnet

Great flexibility for integration into your KNX / Modbus / LonWorks / BACnet projects allows fully bi-directional monitoring and control of all the functioning parameters.

For more information, contact Panasonic.

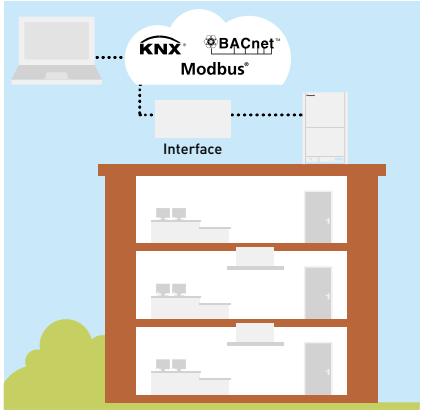

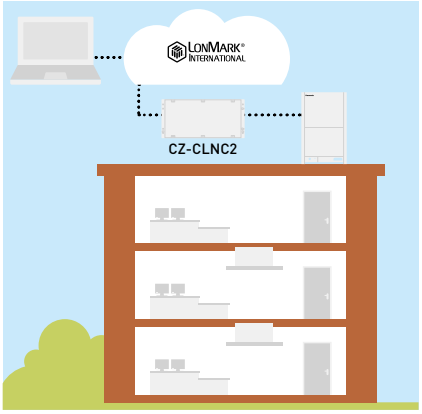

			Econavi control	Built-in thermostat	Indoor units which can be controlled	Use limitations	Function ON/OFF	Mode setting	Fan speed setting	Temperature setting	Air flow direction	Permit/Prohibit switching	Weekly program	BMS protocol
Individual controllers														
Touch room controller for hotel with Dry Contacts		PAW-RE2C4-MOD-WH PAW-RE2C4-MOD-BK WH: White, BK: Black. Bespoke finish available on request.	—	✔	1 indoor unit	—	✔	✔	✔	✔	—	✔	—	Modbus + 4 digital I/O signals
Touch display control for hotel with Dry Contacts		PAW-RE2D4-WH PAW-RE2D4-BK WH: White, BK: Black. Bespoke finish available on request.	—	✔	1 indoor unit	—	✔	✔	✔	✔	—	✔	—	Stand Alone + 2 digital inputs
Design wired remote controller		CZ-RTC5B	✔	✔	1 group, 8 units	· Up to 2 controllers can be connected per group	✔	✔	✔	✔	✔	—	✔	—
Wired remote controller		CZ-RTC6 Non-wireless	✔	✔	1 group, 8 units	· Up to 2 controllers can be connected per group	✔	✔	✔	✔	✔	—	—	—
		CZ-RTC6BL With Bluetooth®	✔	✔	1 group, 8 units	· Up to 1 controller can be connected per group	✔	✔	✔	✔	✔	—	✔	—
Wired remote controller		CZ-RTC2 For floor-standing (MP1) indoor units	—	✔	1 group, 8 units	· Up to 2 controllers can be connected per group	✔	✔	✔	✔	✔	—	✔	—
Infrared remote controller		CZ-RWS3 + CZ-RWRU3W CZ-RWS3 CZ-RWS3 + CZ-RWRL3 CZ-RWS3 + CZ-RWRD3 CZ-RWS3 + CZ-RWRT3 CZ-RWS3 + CZ-RWRC3	✔	—	1 group, 8 units	· Up to 2 controllers can be connected per group	✔	✔	✔	✔	✔ [1]	—	—	—
Centralized controllers														
System controller with weekly timer		CZ-64ESMC3	✔	—	64 groups, maximum 64 units	· Up to 10 controllers, can be connected to one system · Main unit/sub unit (1 main unit + 1 sub unit) connection is possible · Use without remote controller is possible	✔	✔	✔	✔	✔ [1]	✔	✔	—
Central ON/ OFF controller		CZ-ANC3	—	—	16 groups, maximum 64 units	· Up to 8 controllers (4 main units + 4 sub units) can be connected to one system · Use without remote controller is impossible	✔	—	—	—	—	✔	—	—
Intelligent controller (touch screen/ web server)		CZ-256ESMC3	✔	—	Main unit: 128. Up to 256 units can be expanded	· Communication adaptor CZ-CFUNC2 is necessary for connection with more than 128 units	✔	✔	✔	✔	✔ [1]	✔	✔	—

1. Setting is not possible when a remote controller unit is present (use the remote controller for setting). * All specifications subject to change without notice.

Accessories and control

Distribution joint kits

2-Pipe ME2 for outdoor units (68,0 kW or less). CZ-P680PH2BM 146 £	**2-Pipe ME2 for outdoor units (more than 68,0 kW).** CZ-P1350PH2BM 146 £	**2-Pipe ME2 for indoor units (22,4 kW or less*).** CZ-P224BK2BM 73 £	**2-Pipe ME2 for indoor units (68,0 kW or less*).** CZ-P680BK2BM 94 £
2-Pipe ME2 for indoor units (more than 68,0 kW*). CZ-P1350BK2BM 115 £	**3-Pipe MF3 for outdoor units (68,0 kW or less).** CZ-P680PJ2BM 198 £	**3-Pipe MF3 for outdoor units (greater than 68,0 kW and no more than 135,0 kW).** CZ-P1350PJ2BM 198 £	**3-Pipe MF3 for indoor units (22,4 kW or less).** CZ-P224BH2BM 99 £
3-Pipe MF3 for indoor units (greater than 22,4 kW and no more than 68,0 kW). CZ-P680BH2BM 156 £	**3-Pipe MF3 for indoor units (greater than 68,0 kW and no more than 135,0 kW).** CZ-P1350BH2BM 156 £	**2-Pipe ME2 and Mini ECOi for indoor units (22,4 kW or less*).** CZ-P160BK2BM 73 £	**3-Pipe MF3 Header Pipe.** CZ-P4HP3C2BM 229 £

* In case the total capacity of indoor units connected after distribution exceeds the total capacity of the outdoor units, select the distribution piping size for the total capacity of the outdoor units.

Heat recovery box

Box recovery kit (up to 5,6 kW).
CZ-P56HR3 + CZ-CAPE2.
KIT-P56HR3 451 £

Heat recovery box (up to 5,6 kW).
CZ-P56HR3 370 £

Heat recovery PCB.
CZ-CAPE2 81 £

Box recovery kit (from 5,6 kW to 16,0 kW).
CZ-P160HR3 + CZ-CAPE2.
KIT-P160HR3 531 £

Solenoid valve kit (from 5,6 kW to 16,0 kW).
CZ-P160HR3 450 £

3-Pipe control PCB for wall-mounted.
CZ-CAPEK2 89 £



4 ports 3 pipe box (up to 5,6 kW per port).
CZ-P456HR3 2,262 £

4 ports 3 pipe box (up to 16,0 kW per port).
CZ-P4160HR3 2,522 £



6 ports 3 pipe box (up to 5,6 kW per port).
CZ-P656HR3 3,105 £



8 ports 3 pipe box (up to 5,6 kW per port).
CZ-P856HR3 4,232 £

Panels

Standard panel for 4 way 90x90 cassette.
CZ-KPU3W 184 £

Econavi panel for 4 way 90x90 cassette.
CZ-KPU3AW 251 £

Panel for 60x60 cassette size 700 x 700 mm.
CZ-KPY3AW 210 £

Panel for 60x60 cassette size 625 x 625 mm.
CZ-KPY3BW 202 £

Panel for 2 way cassette (for S-22 to S-56 models).

CZ-02KPL2 — 327 £

Panel for 2 way cassette (for S-73 model).

CZ-03KPL2 — 390 £

Panel for 1 way cassette.

CZ-KPD2 — 345 £

nanoe X Generator Mark 1 kit for 4 way 90x90 cassette U2 type (S-*MU2E5A).**

CZ-CNEXU1 — 130 £

Sensors

Refrigerant leak detector for MU2, MY2, MK2 and MM1 models.

CZ-CGLSC1 — 340 £

Econavi energy savings sensor.

CZ-CENSC1 — 135 £

Remote temperature sensor.

CZ-CSRC3 — 97 £

Plenums



Air inlet plenum for S . .MF3E5B 15, 22, 28, 36, 45 and 56.

CZ-DUMPA56MF2 — 226 £

Air inlet plenum for S . .MF3E5B 60, 73 and 90.

CZ-DUMPA90MF2 — 244 £

Air inlet plenum for S . .MF3E5B 106, 140 and 160.

CZ-DUMPA160MF2 — 263 £

Air inlet plenum for S . .MM1E5B 22, 28 and 36.

CZ-DUMPA22MMR2 — 250 £

Air inlet plenum for S . .MM1E5B 45 and 56.

CZ-DUMPA45MMS3 — 501 £

Air outlet plenum for S . .MM1E5B 22, 28 and 36.

CZ-DUMPA22MMS2 — 391 £

Air outlet plenum for S . .MM1E5B 45 and 56.

CZ-DUMPA45MMS3 — 501 £

Air outlet plenum for S-224ME1E5A / S-280ME1E5.

CZ-TREMIESPW706 — 662 £

Valves

E2 Type high static pressure hide-away rap valve kit for 100 % Fresh air function.

CZ-P160RVK2 — 532 £

Wall-mounted external valve for model sizes 15 to 56.

CZ-P56SVK2 — 162 £

Wall-mounted external valve for model sizes 73 to 106.

CZ-P160SVK2 — 205 £

Accessories and control

VRF Smart Connectivity+

Remote controller Panasonic Net Con, RH, No PIR, R1/R2.
SER8150R0B1194 — 468 £

Remote controller Panasonic Net Con, RH, PIR, R1/R2.
SER8150R5B1194 — 500 £

Wireless ZigBee® Pro module / Green Com card.
VCM8000V5094P — 167 £

Hotel Room Expansion Module 14 indoor units.
HRCEP14R — 297 £

Hotel Room Controller 28 indoor units.
HRCPBG28R — 791 £

Hotel Room Controller w/Display 42 indoor units.
HRCPDG42R — 1,009 £

Door / window wireless sensor.
SED-WDC-G-5045 — 192 £

Wall / ceiling (motion) wireless sensor.
SED-MTH-G-5045 — 234 £

CO_2 sensor.
SED-CO2-G-5045 — 604 £

Sensor with room temperature and humidity.
SED-TRH-G-5045 — 189 £

Water leakage sensor.
SED-WLS-G-5045 — 182 £

Cover frame. Silver.
FAS-00 — 37 £

Cover frame. White.
FAS-01 — 37 £

Cover frame. Glossy translucent white.
FAS-03 — 68 £

Cover frame. Light tan wood.
FAS-05 — 52 £

Cover frame. Dark brown wood.
FAS-06 — 52 £

Cover frame. Dark black wood.
FAS-07 — 52 £

Cover frame. Brushed steel finish.
FAS-10 — 68 £

Controller and touch controllers for hotels with dry contacts

Modbus RS-485 touch room controller with I/O, White.
PAW-RE2C4-MOD-WH — 401 £

Touch display control with 2 digital inputs, White.
PAW-RE2D4-WH — 245 £

Modbus RS-485 touch room controller with I/O, Black.
PAW-RE2C4-MOD-BK — 401 £

Touch display control with 2 digital inputs, Black.
PAW-RE2D4-BK — 245 £

Hotel sensors for dry contacts

Wall motion sensor 24 V.
PAW-WMS-DC — 167 £

Wall motion sensor 240 V AC.
PAW-WMS-AC — 167 £

Ceiling motion sensor 24 V.
PAW-CMS-DC — 167 £

Ceiling motion sensor 240 V AC.
PAW-CMS-AC — 167 £

Power supply 24 V.
PAW-24DC — 52 £

Door or window contact.
PAW-DWC — 16 £

Centralised controls

System controller for 64 indoor units with weekly timer.
CZ-64ESMC3 — 692 £

Central ON/OFF controller, up to 16 groups, 64 indoor units.
CZ-ANC3 — 468 £

Intelligent controller (touch screen/web server) to control up to 256 indoors with included load distribution ratio (LDR).
CZ-256ESMC3 — 2,600 £

Centralised controls. BMS system. PC base

PAIMS core software: Centralised software to control up to 1024 indoor units.
CZ-CSWKC2 — 3,761 £

PAIMS communication adaptor.
CZ-CFUNC2 — 1,092 £

PAIMS consumption calculation extension.
CZ-CSWAC2 — 2,149 £

PAIMS BACnet extension.
CZ-CSWBC2 — 4,298 £

PAIMS layout display extension.
CZ-CSWGC2 — 1,612 £

PAIMS web application extension.
CZ-CSWWC2 — 1,612 £

Accessories and control

Panasonic AC Smart Cloud

Panasonic AC Smart Cloud. Cloud internet control. Up to 128 groups. Controls 128 units.

CZ-CFUSCC1 — 1,352 £

Accessories interfaces

Modbus Interface for 16 indoors.
PAW-AC2-MBS-16P — 2,028 £

Modbus Interface for 64 indoors.
PAW-AC2-MBS-64P — 2,912 £

Modbus Interface for 128 indoors.
PAW-AC2-MBS-128P — 3,900 £

KNX Interface for 16 indoors.
PAW-AC2-KNX-16P — 2,028 £

KNX Interface for 64 indoors.
PAW-AC2-KNX-64P — 2,912 £

BACnet Interface for 16 indoors.
PAW-AC2-BAC-16P — 2,028£

BACnet Interface for 64 indoors.
PAW-AC2-BAC-64P — 2,912 £

BACnet Interface for 128 indoors.
PAW-AC2-BAC-128P — 3,900 £

Commercial Wi-Fi Adaptor.
CZ-CAPWFC1 — 158 £

KNX Interface.
PAW-RC2-KNX-1i — 314 £

Modbus Interface.
PAW-RC2-MBS-1 — 314 £

Modbus interface to control 4 indoor/groups.
PAW-RC2-MBS-4 — 728 £

KNX Interface for 64 indoor units.
PAW-AC-KNX-64 — 2,767 £

KNX Interface for 128 indoor units.
PAW-AC-KNX-128 — 3,516 £

Modbus Interface for 64 indoor units.
PAW-AC-MBS-64 — 2,538 £

Modbus Interface for 128 indoor units.
PAW-AC-MBS-128 — 3,245 £

Modbus Interface for 64 indoor units.
PAW-TM-MBS-RTU-64 — 936 £

Modbus Interface for 128 indoor units.
PAW-TM-MBS-TCP-128 — 1,456 £

Modbus RTU to TCP gateway.
PAW-MBS-TCP2RTU — 884 £

BACnet Interface.
PAW-RC2-BAC-1 — 520 £

BACnet Interface for 64 IU.
PAW-AC-BAC-64P — 2,496 £

BACnet Interface for 128 IU.
PAW-AC-BAC-128P — 3,245 £P

RAC interface adapter for integration into P-Link, plus external input and alarm/status output.
CZ-CAPRA1 — 147 £

LonWorks® Interface controls up to 16 groups and 64 indoor units.
CZ-CLNC2 — 1,092 £

Centralised controls. Connection with 3rd party controller

Serial parallel device controlling outdoor units, up to 4 units.

CZ-CAPDC2 — 538 £

Adaptor for ON/OFF control of external devices.

CZ-CAPC3 — 297 £

Mini series parallel device controlling indoor units, maximum 1 group and 8 indoor unit.

CZ-CAPBC2 — 249 £

Communication Adaptor. Up to 128 groups. Controls 128 units.

CZ-CFUNC2 — 1,092 £

Individual controls

CONEX wired remote controller (non-wireless).

CZ-RTC6 — 129 £

CONEX wired remote controller with Bluetooth®.

CZ-RTC6BL — 155 £

Standard wired remote controller for floor-standing (P1) indoor units.

CZ-RTC2 — 109 £

Design wired remote controller with Econavi function and datanavi.

CZ-RTC5B — 109 £

Infrared remote controller for 4 way 90x90 cassette.

CZ-RWS3 + CZ-RWRU3W — 248 £

Infrared remote controller for wall-mounted and 4 Way 60x60 with panel.

CZ-RWS3 — 97 £

Infrared remote controller for 2 way cassette.

CZ-RWS3 + CZ-RWRL3 — 248 £

Infrared remote controller for 1 way cassette.

CZ-RWS3 + CZ-RWRD3 — 248 £

Infrared remote controller for ceiling.

CZ-RWS3 + CZ-RWRT3 — 248 £

Infrared remote controller for all indoor units.

CZ-RWS3 + CZ-RWRC3 — 248 £

Accessories and control

Accessories PCB

T10 interface PCB with digital and relay connections.

PAW-T10 — 89 £

PCB for fan speed control of external EC Fan.

PAW-ECF — 480 £

R-22 Replacement Kit

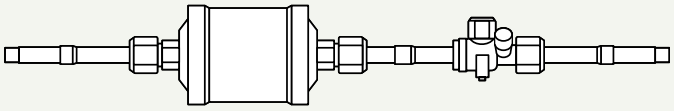

Replacement kit for R-22.

CZ-SLK2 — 323 £

Accessories cables

Cable for all the T10 functions.

CZ-T10 — 42 £

Cable to operate external EC fan.

PAW-FDC — 42 £

Cable for all option monitoring signals.

PAW-OCT — 42 £

Cable with force thermo OFF/ leakage detection.

PAW-EXCT — 42 £

ECOi Pump Down System

2-Pipe Pump Down for 1 outdoor unit.

PAW-PUDME1A-1 — 5,408 £

2-Pipe Pump Down for 2 outdoor units.

PAW-PUDME1A-2 — 6,968 £

2-Pipe Pump Down for 3 outdoor units.

PAW-PUDME1A-3 — 8,528 £

3-Pipe Pump Down for 1 outdoor unit.

PAW-PUDMF2A-1 — 5,720 £

3-Pipe Pump Down for 2 outdoor units.

PAW-PUDMF2A-2 — 7,280 £

3-Pipe Pump Down for 3 outdoor units.

PAW-PUDMF2A-3 — 8,840 £

2-Pipe Pump Down for 1 outdoor unit + Receiver Kit 30 L.

PAW-PUDME1A-1R — 7,228 £

2-Pipe Pump Down for 2 outdoor units + Receiver Kit 30 L.

PAW-PUDME1A-2R — 8,788 £

2-Pipe Pump Down for 3 outdoor units + Receiver Kit 30 L.

PAW-PUDME1A-3R — 10,348 £

3-Pipe Pump Down for 1 outdoor unit + Receiver Kit 30 L.

PAW-PUDMF2A-1R — 7,540 £

3-Pipe Pump Down for 2 outdoor units + Receiver Kit 30 L.

PAW-PUDMF2A-2R — 9,100 £

3-Pipe Pump Down for 3 outdoor units + Receiver Kit 30 L.

PAW-PUDMF2A-3R — 10,660 £

Receiver Kit 30 L.

PAW-PUDRK30L — £1,820 £

Water heat exchanger accessories

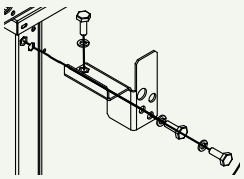

Stacking kit for vertically stacking up to 3 WHE (4 pieces per Kit).

PAW-3WSK — 164 £

PRO-HT Tank accessories

Tank Controller for ECOi system.

PAW-VP-RTC5B-VRF — 1,255 £

Expansion valve kit 16 kW.

PAW-VP-VALV-160 — 35 £

Expansion valve kit 28 kW.

PAW-VP-VALV-280 — 93 £

Smart fan coil accessories

Kits of 2 legs to protect the water pipings.

PAW-AAIR-LEGS-1 — 47 £

Motor connection cable for units with hydraulic connections on the right.

PAW-AAIR-RHCABLE — 21 £

Fan coil accessories

Wired remote controller for fan coil.

PAW-FC-903TC — 73 £

Advanced wired remote controller for fan coil.

PAW-FC-RC1 — 81 £

Optional wired remote controller for EC fan.

PAW-FC-907TC — 124 £

Infrared remote supplied with IR versions.

IR Controller — TBC £

2 way valve + drain pan for ducted models 010-060.

PAW-FC-2WY-11/55-1 — 57 £

2 way valve + drain pan for ducted models 070-080.

PAW-FC-2WY-65/90-1 — 65 £

2 way valve + drain pan for wall-mounted.

PAW-FC2-2WY-K007 — 70 £

3 way valve + drain pan for ducted models and 010-060.

PAW-FC-3WY-11/55-1 — 84 £

3 way valve + drain pan for ducted models 070-080.

PAW-FC-3WY-65/90-1 — 95 £

3 way valve + drain pan for wall-mounted.

PAW-FC2-3WY-K007 — 113 £

Dimensions and tube sizes of branches and headers for ECOi 2-Pipe Systems

Optional distribution joint kits

See the installation instructions packaged with the distribution joint kit for the installation procedure.

Model name	Cooling capacity after distribution	Remarks
1. CZ-P680PH2BM	68,0 kW or less	For outdoor unit
2. CZ-P1350PH2BM	From 68,0 kW to 168,0 kW	For outdoor unit
3. CZ-P224BK2BM	22,4 kW or less	For indoor unit
4. CZ-P680BK2BM	From 22,4 kW to 68,0 kW	For indoor unit
5. CZ-P1350BK2BM	From 68,0 kW to 168,0 kW	For indoor unit

Tubing size (with thermal insulation)

1. CZ-P680PH2BM: For outdoor unit side (Capacity after distribution joint is 68,0 kW or less).

Gas tubing

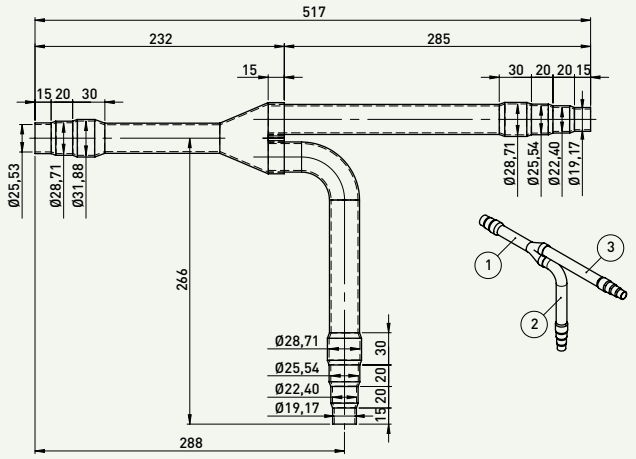

Liquid tubing

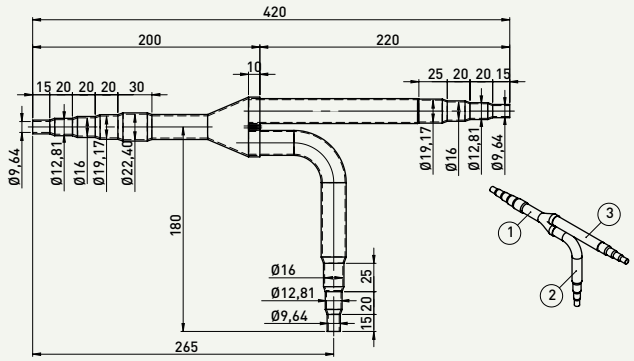

Unit: mm

2. CZ-P1350PH2BM: For outdoor unit side (Capacity after distribution joint is greater than 68,0 kW and no more than 168,0 kW).

Gas tubing

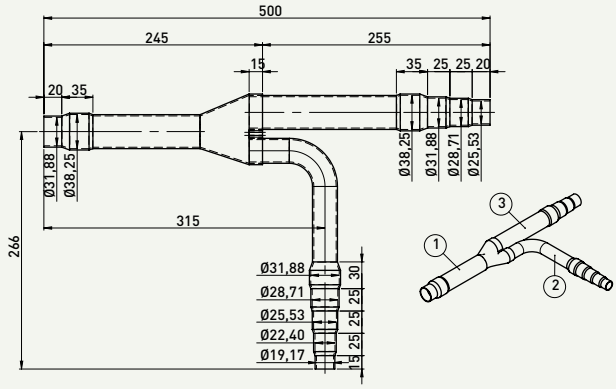

Liquid tubing

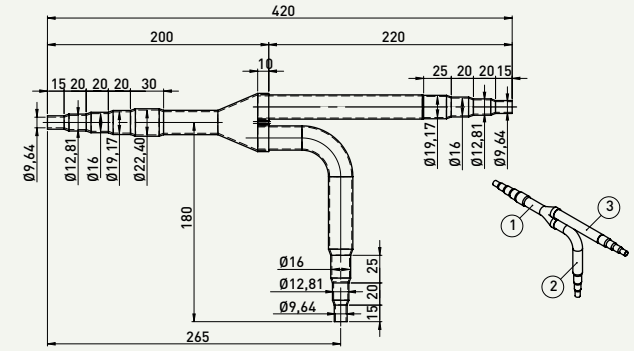

Unit: mm

3. CZ-P224BK2BM: For indoor unit side (Capacity after distribution joint is 22,4 kW or less).

Gas tubing

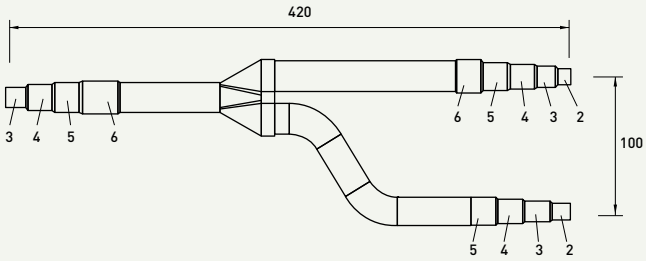

Liquid tubing

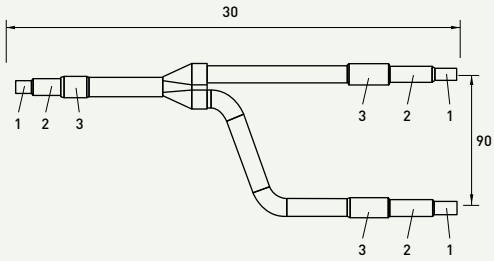

Unit: mm

4. CZ-P680BK2BM: For indoor unit side (Capacity after distribution joint is greater than 22,4 kW and no more than 68,0 kW).

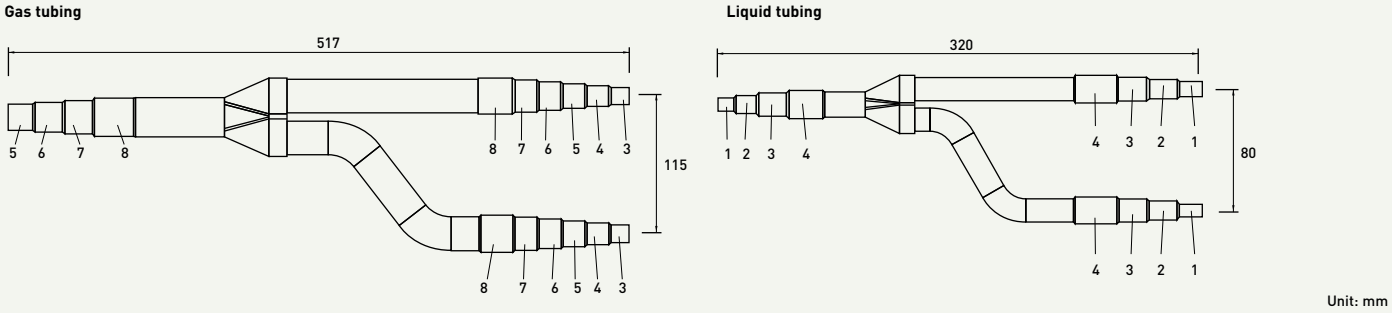

5. CZ-P1350BK2BM: For indoor unit side (Capacity after distribution joint is greater than 68,0 kW and no more than 168,0 kW).

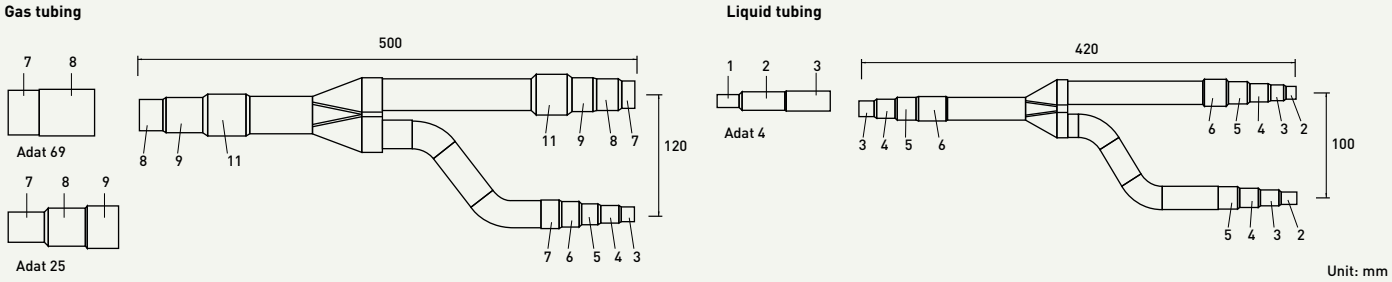

Diameters		Diameters		Diameters	
1	6.35 mm 1/4"	6	22.40 mm 7/8"	11	38.10 mm 1"1/2
2	9.52 mm 3/8"	7	25.40 mm 1"	12	41.28 mm 1"5/8
3	12.70 mm 1/2"	8	28.57 mm 1" 1/8	13	44.45 mm 1"3/4
4	15.88 mm 5/8"	9	31.75 mm 1" 1/4	14	50.80 mm 2"
5	19.05 mm 3/4"	10	34.92 mm 1"3/8		

Header pipe set for ECOi 2-Pipe system

CZ-P4HP4C2BM: Header pipe models for 2-Pipe systems.

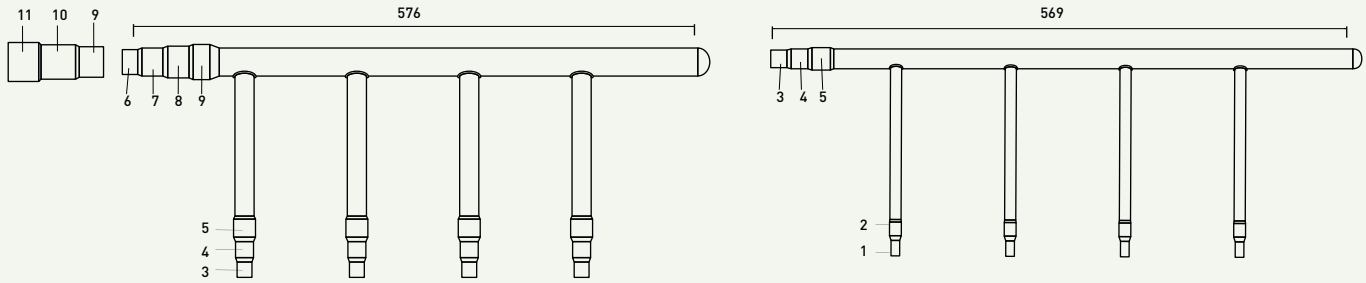

Diameters		Diameters		Diameters	
1	6.35 mm 1/4"	5	19.05 mm 3/4"	9	31.75 mm 1" 1/4
2	9.52 mm 3/8"	6	22.40 mm 7/8"	10	34.92 mm 1"3/8
3	12.70 mm 1/2"	7	25.40 mm 1"	11	38.10 mm 1"1/2
4	15.88 mm 5/8"	8	28.57 mm 1" 1/8		

Branches and headers for 3-Pipe ECOi and Mini ECOi

Optional distribution joint kits for 3-Pipe ECOi EX MF3 Series

See the installation instructions packaged with the distribution joint kit for the installation procedure.

* In case the total capacity of indoor units connected after distribution exceeds the total capacity of the outdoor units, select the distribution piping size for the total capacity of the outdoor units.

Model name	Cooling capacity after distribution	Remarks
1. CZ-P680PJ2BM	68,0 kW or less	For outdoor unit
2. CZ-P1350PJ2BM	Greater than 68,0 kW and no more than 135,0 kW	For outdoor unit
3. CZ-P224BH2BM	22,4 kW or less	For indoor unit
4. CZ-P680BH2BM	Greater than 22,4 kW and no more than 68,0 kW	For indoor unit
5. CZ-P1350BH2BM	Greater than 68,0 kW and no more than 135,0 kW	For indoor unit

Piping size for 3-Pipe ECOi EX MF3 Series

1. CZ-P680PJ2BM

For outdoor unit side (capacity after distribution joint is 68,0 kW or less).

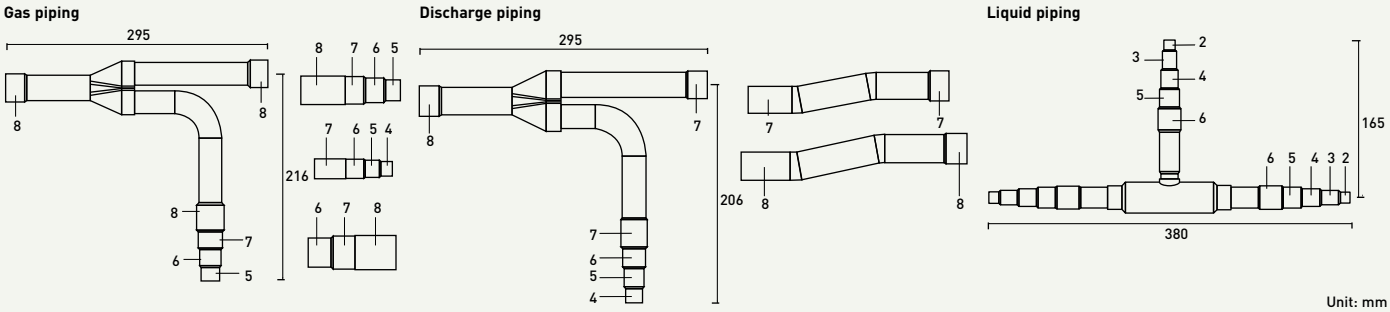

2. CZ-P1350PJ2BM

For outdoor unit side (capacity after distribution joint is greater than 68,0 kW and no more than 135,0 kW).

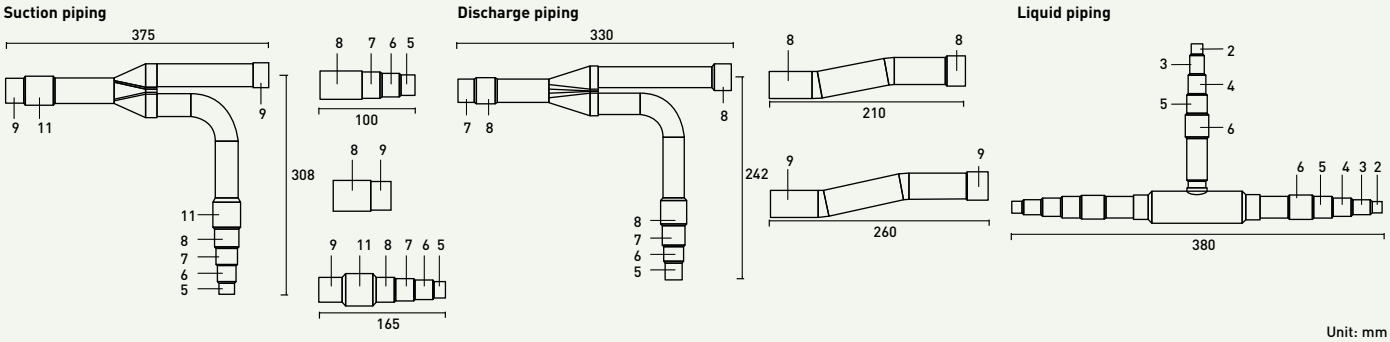

3. CZ-P224BH2BM

For indoor unit side (capacity after distribution joint is 22,4 kW or less).

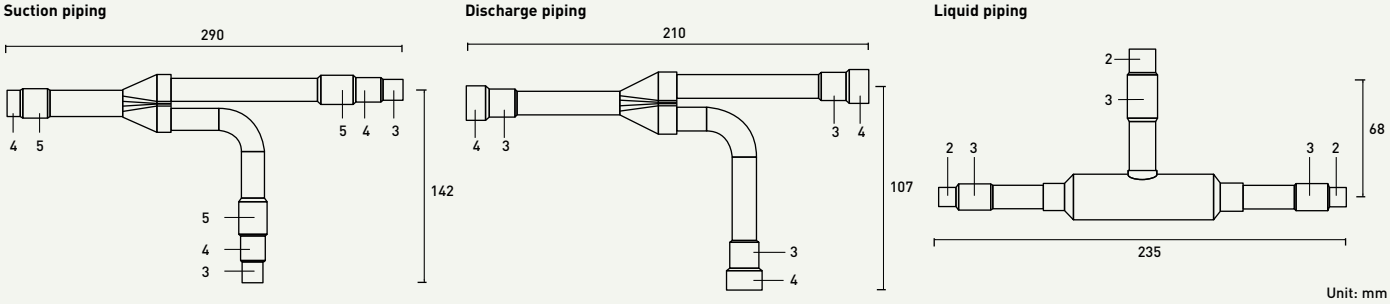

Size of connection point on each part (shown are inside diameters of piping)

Size		Part 1	Part 2	Part 3	Part 4	Part 5	Part 6	Part 7	Part 8	Part 9	Part 10	Part 11	Part 12	Part 13	Part 14
Dimension	mm	6.35	9.52	12.70	15.88	19.05	22.40	25.40	28.57	31.75	34.92	38.10	41.28	44.45	50.80
	Inches	1/4	3/8	1/2	5/8	3/4	7/8	1	1 1/8	1 1/4	13/8	11/2	15/8	13/4	2

4. CZ-P680BH2BM

For indoor unit side (capacity after distribution joint is greater than 22,4 kW and no more than 68,0 kW).

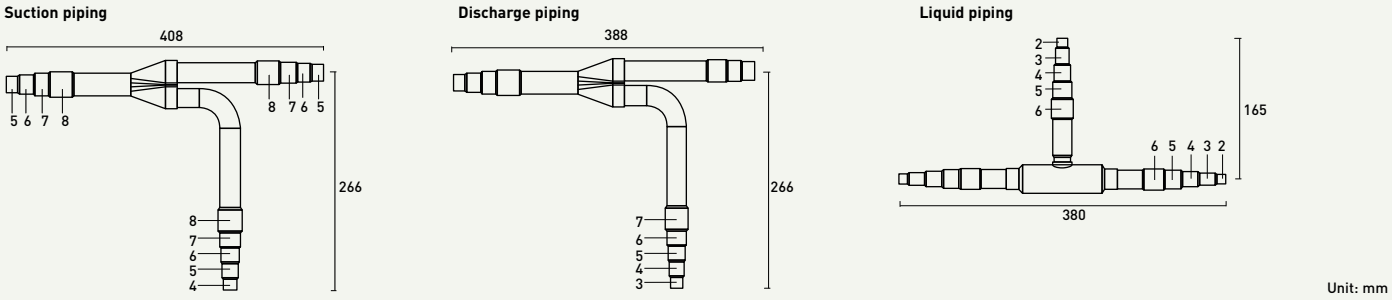

5. CZ-P1350BH2BM

For indoor unit side (capacity after distribution joint is greater than 68,0 kW and no more than 135,0 kW).

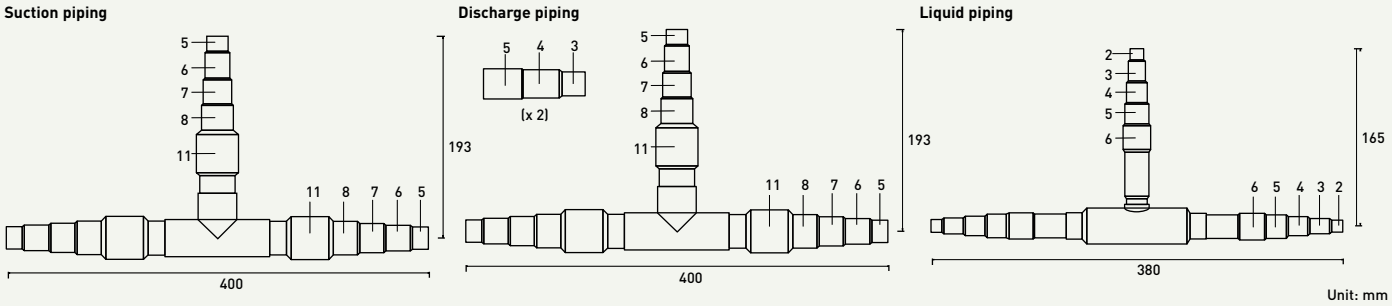

Header pipe set for 3-Pipe ECOi EX MF3 Series

CZ-P4HP3C2BM

Header pipe model for 3-Pipe systems.

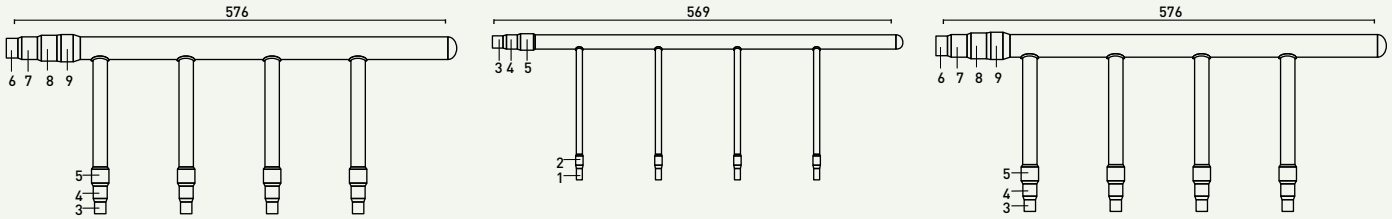

Size of connection point on each part (shown are inside diameters of piping)

Size		Part 1	Part 2	Part 3	Part 4	Part 5	Part 6	Part 7	Part 8	Part 9	Part 10	Part 11
Dimension	mm	6.35	9.52	12.70	15.88	19.05	22.40	25.40	28.57	31.75	34.92	38.10
	Inches	1/4	3/8	1/2	5/8	3/4	7/8	1	1 1/8	1 1/4	13/8	11/2

Distribution joint Kits for Mini ECOi LE Series

CZ-P160BK2BM

For indoor unit (capacity after distribution joint is 22,4 kW or less).

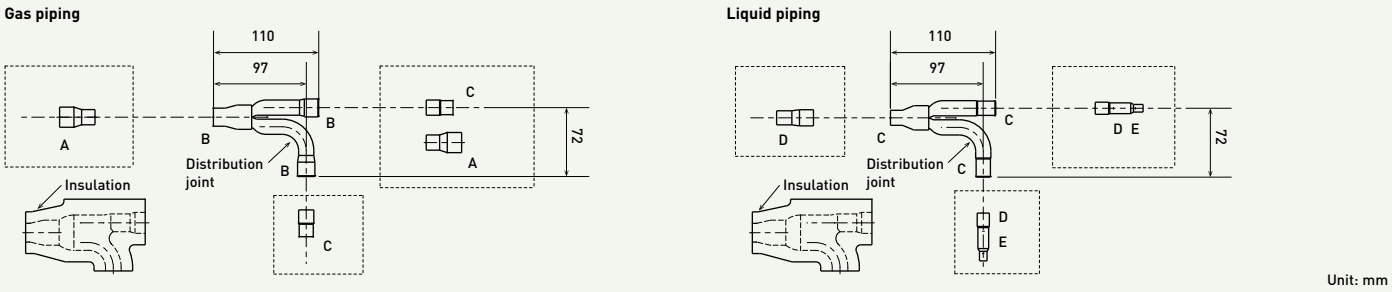

Size of connection point on each part (shown are inside diameters of piping)

Size		Part A	Part B	Part C	Part D	Part E
Dimension	mm	19.05	15.88	12.70	9.52	6.35
	Inches	3/4	5/8	1/2	3/8	1/4

ECO i - W

Discover a new era of ECOi, the ECOi-W. Heat pumps and cooling only chillers

Panasonic introduces the new ECOi-W heat pumps and cooling only chiller series.
These new series provides a wide variety of HVAC system solutions, to meet all of your residential, commercial and industrial needs.

ECOi-W the solution for hotels, offices and industry	→ 176
Range of ECOi-W outdoor units	→ 178
ECOi-W heat pump outdoor units	→ 180
U - 020/025/030/035/040 CW	→ 182
U - 045/055/065/075 CW	→ 183
U - 090/105/125 CW	→ 184
U - 140/150/170/190/210 CW	→ 185
Options for heat pump outdoor units	→ 186
ECOi-W cooling only outdoor units	→ 188
U - 020/025/030/035/040 CV	→ 190
U - 045/055/065/075 CV	→ 191
U - 090/105/125 CV	→ 192
U - 140/150/170/190/210 CV	→ 193
Options for cooling only outdoor units	→ 194
Fan coils	→ 196
Range of fan coils	→ 198
Fan coils - ducted	→ 200
Fan coils - high static pressure ducted	→ 202
Fan coils - 4 way cassette	→ 204
Fan coils - ceiling chassis	→ 206
Fan coils - floor-standing chassis	→ 208
Fan coils - wall-mounted	→ 210
Smart fan coils	→ 211
Wired controllers for AC and EC fan coils	→ 212
Fan coil valve accessories	→ 213

ECOi-W the solution for hotels, offices and industry

1 High energy saving and comfort

- High SEER/SCOP
- Quiet operation
- Integration with ECOi VRF systems via BMS control

2 High flexibility

- Capacity range from 20 kW to 210 kW
- Customisable design
- Operating range: -17 °C (heating) to 50 °C (cooling)
- Wide range of hydraulic options
- Wide range of communication protocols

3 High quality

- Defrost limiting coil design (140 to 210)
- Optimised design for service and maintenance
- Compact footprint

Operating conditions

Panasonic ECOi-W provides a wide operation range from -17 °C in heating to 50 °C in cooling.

Water outlet temperature in cooling: A uniqueness of ECOi-W, is the water outlet temperature down to -10 °C in cooling. It can ensure the operation temperature of the process equipment in factories.

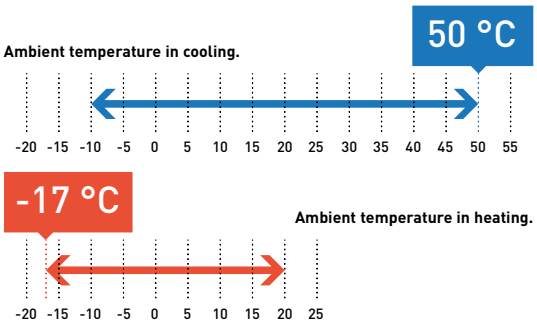

Cooling: Outside air temperature (°C (DB)). Heating: Outside air temperature (°C (WB)).

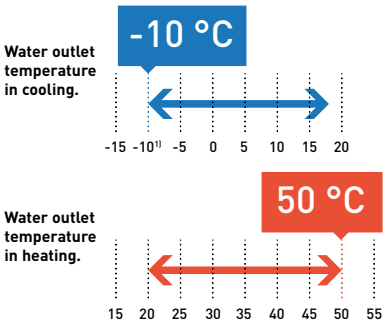

1) With glycol 45 %, 5 °C without glycol.
Special conditions apply. Please contact your local representative.

ECOi-W the solution for hotels, offices and industry

Hotels.

Offices.

Industry.

Unrivaled Reliability and Quality.
Panasonic solutions can be enjoyed for years to come, even in the most extreme climates. Panasonic does not compromise on product quality, safety or durability, in order to provide the ultimate comfort when you need it most.

ECO i - W

ECOi-W line-up

Heat pump range

ECOi-W size	20	25	30	35	40	45	55	65	75	90	105	125	140	150	170	190	210
Cooling capacities (kW)	19,4	25,3	26,9	35,8	37,4	46,8	53,3	65,8	71,6	91,4	106,2	121,9	125,4	137,6	150,9	175,8	195,4
Heating capacities (kW)	19,5	26,9	29,7	37,3	41,6	48,5	58,2	67,2	75,9	88,1	101,0	119,1	143,7	153,7	170,1	194,9	217,6
SEER	3.91	3.87	3.88	3.68	3.91	3.70	3.86	4.04	3.99	3.89	3.88	3.89	3.87	3.87	3.91	3.69	3.68
SCOP	3.37	3.27	3.27	3.36	3.40	3.23	3.27	3.43	3.40	3.26	3.31	3.35	3.32	3.36	3.31	3.29	3.23
Energy efficiency class (heating) [1]	A+	A+	A+	A+	A+	A+	A+	A+									

Cooling only range

ECOi-W size	20	25	30	35	40	45	55	65	75	90	105	125	140	150	170	190	210
Cooling capacities (kW)	19,3	24,7	27,1	38,2	40,9	49,8	56,9	69,7	75,8	97,0	112,7	129,8	134,0	147,0	161,2	187,8	208,8
SEER	4.59	4.45	4.23	4.42	4.21	4.12	4.12	4.41	4.32	4.23	4.12	4.24	4.35	4.31	4.40	4.23	4.22
Energy efficiency class (SEER) [2]	A+	A	A	A	A	A	A	A	A	A	A	A	A	A	A	A	A

Dimensions (H x W x D) [3]

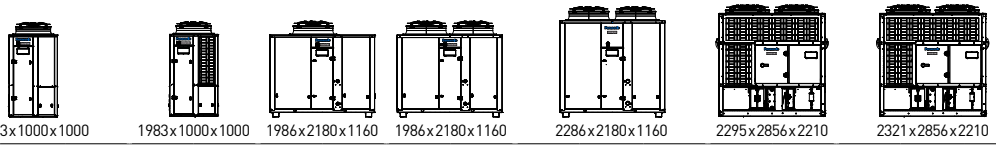

1983x1000x1000	1983x1000x1000	1986x2180x1160	1986x2180x1160	2286x2180x1160	2295x2856x2210	2321x2856x2210

1) According to Eurovent and COMMISSION REGULATION (EU) No 813/2013 for low-temperature heat pumps. 2) According to Eurovent and COMMISSION REGULATION (EU) No 2016/2281 for comfort application chillers ←400 kW. 3) Without buffer tanks.

Simple user friendly control

Main features	
Basic operation	ON/OFF setting
	Cooling / Heating mode setting
Energy Saving	Intelligent logic control for inlet water temperature
	Night setback operation to reduce electrical consumption and noise
	Part load operating mode
	Maximum discharge temperature control
Service / Maintenance	Automatic test operation at the push of a button
	Alarm notice with the latest 10 alarms
	Counter for operating hours of compressor and pump
	Compressor operating limits saved in a flash memory
Others	BMS compatible (RS485 Modbus RTU or BacNet MSTP protocol)

A control panel with intuitive design is equipped on all ECOi-W systems as standard.
The microprocessor based control has a IHM logic and implements a smart handling for your demand.

Range of ECOi-W outdoor units

Page	Outdoor units	20 kW	25 kW	30 kW	35 kW	40 kW	45 kW	55 kW	65 kW	75 kW
	ECOi-W 20 to 40									
P. 184	Heat pump	U-020CWNB U-020CWBS	U-025CWNB U-025CWBS	U-030CWNB U-030CWBS	U-035CWNB U-035CWBS	U-040CWNB U-040CWBS				
P. 192	Cooling only	U-020CVNB U-020CVBS	U-025CVNB U-025CVBS	U-030CVNB U-030CVBS	U-035CVNB U-035CVBS	U-040CVNB U-040CVBS				
	ECOi-W 45 to 75									
P. 185	Heat pump						U-045CWNB U-045CWBM	U-055CWNB U-055CWBM	U-065CWNB U-065CWBM	U-075CWNB U-075CWBM
P. 193	Cooling only						U-045CVNB U-045CVBM	U-055CVNB U-055CVBM	U-065CVNB U-065CVBM	U-075CVNB U-075CVBM
	ECOi-W 90 to 125									
P. 186	Heat pump									
P. 194	Cooling only									
	ECOi-W 140 to 210									
P. 187	Heat pump									
P. 195	Cooling only									

	90 kW	105 kW	125 kW	140 kW	150 kW	170 kW	190 kW	210 kW
	U-090CWNB U-090CWBM	U-105CWNB U-105CWBM	U-125CWNB U-125CWBM					
	U-090CVNB U-090CVBM	U-105CVNB U-105CVBM	U-125CVNB U-125CVBM					
				U-140CWNB U-140CWBL	U-150CWNB U-150CWBL	U-170CWNB U-170CWBL	U-190CWNB U-190CWBL	U-210CWNB U-210CWBL
				U-140CVNB U-140CVBL	U-150CVNB U-150CVBL	U-170CVNB U-170CVBL	U-190CVNB U-190CVBL	U-210CVNB U-210CVBL

Features of ECOi-W heat pump outdoor units

ECOi-W heat pump outdoor units.

- High seasonal efficiency in cooling and heating
- Eurovent certified
- Ambient temperature operation range: -10 to +50 °C in cooling, -17 to +20 °C in heating
- Water outlet temperature range: -10 to +18 °C in cooling, +20 to +50 °C [1] in heating
- Optimised design for service and maintenance
- Simple user friendly control as standard
- Modbus RTU as standard

Technical focus:
- Chiller type: heat pump
- Refrigeration type: R410A
- Heat exchanger: stainless steel plate heat exchanger
- Flow switch, water safety & air purge valves included
- Water filter included (mandatory to be installed on site)
- Night mode setting to save energy and reduce noise level
- Water compensation curve control
- Bluefin anti-corrosion coating
- Optional hydraulic kit
- Optional finned coil treatment

U - 020/025/030/035/040 CW

- Super quiet operation

Technical focus:
- Compressor type (number of compressors): Scroll compressors (2)
- Refrigerant circuit: 1
- Fan type (number of fans): axial fan (1)
- Optional Modbus TCP/IP, BACnet IP and BACnet MSTP
- Optional remote LAN connection

U - 045/055/065/075 CW

- Optional extra-low noise kit available

Technical focus:
- Compressor type (number of compressors): Scroll compressors (2)
- Refrigerant circuit: 1
- Fan type (number of fans): axial fan (1 for 45/55, 2 for 65/75)
- Optional Modbus TCP/IP, BACnet IP and BACnet MSTP
- Optional remote LAN connection

U - 090/105/125 CW

- Optional extra-low noise kit available

Technical focus:
- Compressor type (number of compressors): Scroll compressors (2)
- Refrigerant circuit: 1
- Fan type (number of fans): axial fan (2)
- Optional Modbus TCP/IP, BACnet IP and BACnet MSTP
- Optional remote LAN connection

U - 140/150/170/190/210 CW

- Smart defrost:
  Defrost limiting design to ensure a constant water outlet temperature even at very low temperatures

1 DEFROST CYCLE EVERY 130 MINUTES.	Heating Capacity: +22 % Integrated COP: +15 % Improved SCOP Class

- Super quiet operation
- Victaulic water connections
- Modbus TCP/IP as standard

Technical focus:
- Compressor type (number of compressors): Scroll compressors (4)
- Refrigerant circuit: 2
- Fan type (number of fans): axial fan (4)
- Optional gauges hydraulic and refrigerant
- Optional BACnet
- Remote LAN connection as standard

1) Special condition apply. Please contact an authorized Panasonic dealer in the case of condition →50 °C.

SEE MORE OPTIONS FOR HEAT PUMP OUTDOOR UNITS

Available options for U - 020/025/030/035/040 CW

Options				
Pump	**Pump drive**	**Hydraulic options**	**Ambient options**	**Miscellaneous options**
Single pump (as standard)	Fixed speed	Low water pressure sensor	Finned coil treatment - epoxy	Soft starter
	Variable twin speed	Water isolation valves	Rubber pads	Power supply w/o neutral
	Variable capacity		Spring damper	Modbus TCP/IP
	Constant outlet pressure		All seasons	BACnet MSTP
	Constant differential pressure		Nordic pack	BACnet IP
			High pressure fan*	Remote LAN connection

* Available on models 25 - 40.

Available options for U - 045/055/065/075 CW

Options				
Pump	**Pump drive**	**Hydraulic options**	**Ambient options**	**Miscellaneous options**
Single pump	Fixed speed	Low water pressure sensor	Finned coil treatment - epoxy	Soft starter
Double pump	Variable twin speed	Water isolation valves	Outdoor coil protection grid	Power supply w/o neutral
	Variable capacity	Electrical heater low power (only with buffer tank)	Rubber pads	Modbus TCP/IP
	Constant outlet pressure		Spring damper	BACnet MSTP
	Constant differential pressure	Electrical heater high power (only with buffer tank)	All seasons fan control	BACnet IP
			Extra-low noise kit	Remote LAN connection
			High pressure fan	Container transport
				Refrigerant gauge

Available options for U - 090/105/125 CW

Options				
Pump	**Pump drive**	**Hydraulic options**	**Ambient options**	**Miscellaneous options**
Single pump	Fixed speed	Low water pressure sensor	Finned coil treatment - epoxy	Soft starter
Double pump	Variable twin speed	Water isolation valves	Outdoor coil protection grid	Power supply w/o neutral
	Variable capacity	Electrical heater low power (only with buffer tank)	Rubber pads	Modbus TCP/IP
	Constant outlet pressure		Spring damper	BACnet MSTP
	Constant differential pressure	Electrical heater high power (only with buffer tank)	All seasons fan control	BACnet IP
			Extra-low noise kit	Remote LAN connection
			High pressure fan	Container transport
				Refrigerant gauge

Available options for U - 140/150/170/190/210 CW

Options				
Pump	**Pump drive**	**Hydraulic options**	**Ambient options**	**Miscellaneous options**
Single pump low pressure	Fixed speed	Low water pressure sensor	Finned coil treatment - epoxy	Soft starter
Single pump high pressure	Variable twin speed	Water isolation valves	Outdoor coil protection grid	Power supply w/o neutral
Double pump low pressure	Variable capacity	Hydraulic gauges	Rubber pads	Modbus TCP/IP
Double pump high pressure	Constant outlet pressure		Spring damper	BACnet IP
	Constant differential pressure		All seasons fan control	Refrigerant gauge
			Nordic pack	
			High pressure fan	

U - 020/025/030/035/040 CW

Cooling capacity: 19.4 to 37.4 kW
Heating capacity: 19.5 to 41.6 kW

Compact and powerful heat pump chiller series with Panasonic quality verification.
ECOi-W Series guarantees quiet operation.

Please contact Panasonic for RRP.

Model			**20**	**25**	**30**	**35**	**40**
Standard without buffer tank			**U-020CWNB**	**U-025CWNB**	**U-030CWNB**	**U-035CWNB**	**U-040CWNB**
With buffer tank			**U-020CWBS**	**U-025CWBS**	**U-030CWBS**	**U-035CWBS**	**U-040CWBS**
Power supply	Voltage	V	400	400	400	400	400
	Phase		Three phase	Three phase	Three phase	Three phase	Three phase
	Frequency	Hz	50	50	50	50	50
Cooling capacity [1]		kW	19.4	25.3	26.9	35.8	37.4
Input power cooling [1]		kW	6.10	8.61	9.34	13.51	13.64
Total EER 100 % [1]			3.18	2.94	2.88	2.65	2.74
SEER [2]			**3.91**	**3.87**	**3.88**	**3.68**	**3.91**
Đsc [2]		%	153	152	152	144	153
Heating capacity [3]		kW	19.5	26.9	29.7	37.3	41.6
Input power heating [3]		kW	6.11	9.28	9.93	13.23	13.51
SCOP [4]			**3.37**	**3.27**	**3.27**	**3.36**	**3.40**
Đsh [4]		%	132	128	128	132	133
Energy efficiency class (Scale A+++ to D) [5]			A+	A+	A+	A+	A+
Startup type			Direct	Direct	Direct	Direct	Direct
Maximum operating current		A	17.71	22.21	24.29	31.84	33.84
Startup current w/o softstarter / w softstarter		A	52.71/28.11	63.71/35.21	77.29/48.79	118.34/52.99	119.34/53.99
Sound power level (w standard fans)		dB(A)	75.0	75.0	75.0	76.0	76.0
Sound pressure level (w standard fans) [6]		dB(A)	42.8	42.8	42.8	43.8	43.8
Dimensions (w standard fans) w/o buffer tank	H x W x D	mm	1983 x 1000 x 1000	1983 x 1000 x 1000	1983 x 1000 x 1000	1983 x 1000 x 1000	1983 x 1000 x 1000
Dimensions (w standard fans) w buffer tank	H x W x D	mm	1983 x 1000 x 1507	1983 x 1000 x 1507	1983 x 1000 x 1507	1983 x 1000 x 1507	1983 x 1000 x 1507
Weight (w 1 pump) w/o buffer tank		kg	280	290	320	330	330
Weight (w 1 pump) w buffer tank		kg	345	355	385	395	395
Refrigerant (R410A)		kg	6.5	8.4	8.4	9.1	9.2
Number of refrigerant circuit			1	1	1	1	1
Compressors							
Number			2	2	2	2	2
Type			Scroll	Scroll	Scroll	Scroll	Scroll
Part load step		%	0/50/100	0/50/100	0/50/100	0/50/100	0/50/100
Crankcase heater		W	2 x 40	2 x 40	2 x 49	2 x 49	2 x 49
Evaporator							
Number			1	1	1	1	1
Type			Plate	Plate	Plate	Plate	Plate
Nominal water flow (cooling)		m³/h	3.35	4.36	4.64	6.16	6.44
Water pressure drop (cooling)		kPa	23	37	22	37	40
Water volume		l	1.78	1.78	2.55	2.55	2.55
Antifreeze heater		W	30	30	30	30	30
Coils							
Number			1	1	1	1	1
Frontal surface		m²	2.4	2.4	2.4	2.8	2.8
Number of rows			2	2	2	2	2
Fans standard							
Number			1	1	1	1	1
Air flow		m³/h	9000	13000	13000	16000	16000
Rotation speed		r.p.m.	900	900	900	650	650
Power input (each fan)		W	620	940	940	930	930
Water connections							
Type			Male gas threaded BSPP ISO 228	Male gas threaded BSPP ISO 228	Male gas threaded BSPP ISO 228	Male gas threaded BSPP ISO 228	Male gas threaded BSPP ISO 228
Inlet - diameter		Inch	1 1/2	1 1/2	1 1/2	1 1/2	1 1/2
Outlet - diameter		Inch	1 1/2	1 1/2	1 1/2	1 1/2	1 1/2

Accessories	
PAW-SYSREMKIT	Remote control

Accessories	
PAW-SYSSOV1	Shut off valves kit for model 20 - 40

1) Data refers to 7 °C leaving chilled water temperature and 35 °C condenser air temperature, according EN14511 standard. 2) Following COMMISSION REGULATION (EU) No 2016/2281 for comfort application chillers. 3) Data refers to 45 °C leaving warm water temperature and 7 °C ambient coil air temperature with 87 % R.H., according EN14511 standard. 4) Following COMMISSION REGULATION (EU) No 813/2013 for low-temperature heat pumps. 5) Following COMMISSION REGULATION (EU) No 811/2013 for low-temperature heat pumps. Scale from A+++ to D, as of 26th September 2019. 6) Sound pressure levels calculated at 10 meters. Sound pressure levels refer to ISO standard 3744 with parallel piped shape.
* w: with, w/o: without.

HIGH SEER 3,91 | HIGH SCOP 3,40 | ErP | SUPER QUIET | BLUEFIN | ULTIMATE CUSTOMISATION | AUTOMATIC FAN | -17°C HEATING MODE | 50°C COOLING MODE | BMS CONNECTIVITY

EUROVENT CERTIFIED PERFORMANCE www.eurovent-certification.com

U - 045/055/065/075 CW

Cooling capacity: 46.8 to 71.6 kW
Heating capacity: 48.5 to 75.9 kW

High seasonal efficiency in cooling, maximum SEER 4,04 in this range. ECOi-W Series offers a variety of options to meet your needs.

Please contact Panasonic for RRP.

Model			**45**	**55**	**65**	**75**
Standard without buffer tank			**U-045CWNB**	**U-055CWNB**	**U-065CWNB**	**U-075CWNB**
With buffer tank			**U-045CWBM**	**U-055CWBM**	**U-065CWBM**	**U-075CWBM**
Power supply	Voltage	V	400	400	400	400
	Phase		Three phase	Three phase	Three phase	Three phase
	Frequency	Hz	50	50	50	50
Cooling capacity [1]		kW	46.8	53.3	65.8	71.6
Input power cooling [1]		kW	16.90	19.67	22.10	24.26
Total EER 100 % [1]			2.77	2.71	2.98	2.95
SEER [2]			**3.70**	**3.86**	**4.04**	**3.99**
Đsc [2]		%	145	151	159	157
Heating capacity [3]		kW	48.5	58.2	67.2	75.9
Input power heating [3]		kW	17.32	20.35	22.47	24.33
SCOP [4]			**3.23**	**3.27**	**3.43**	**3.40**
Đsh [4]		%	126	128	134	133
Energy efficiency class (Scale A+++ to D) [5]			A+	A+	A+	—
Startup type			Direct	Direct	Direct	Direct
Maximum operating current		A	40.20	44.20	59.43	64.43
Startup current w/o softstarter / w softstarter		A	133.20/65.80	140.20/72.80	201.43/101.03	206.43/106.03
Sound power level (w standard fans)		dB(A)	80.0	80.0	80.0	80.0
Sound pressure level (w standard fans) [6]		dB(A)	47.8	47.8	47.8	47.8
Dimensions (w standard fans) w/o buffer tank	H x W x D	mm	1986 x 2180 x 1160	1986 x 2180 x 1160	1986 x 2180 x 1160	1986 x 2180 x 1160
Dimensions (w standard fans) w buffer tank	H x W x D	mm	1986 x 2680 x 1160	1986 x 2680 x 1160	1986 x 2680 x 1160	1986 x 2680 x 1160
Weight (w 1 pump) w/o buffer tank		kg	540	540	610	610
Weight (w 1 pump) w buffer tank		kg	700	700	770	770
Refrigerant (R410A)		kg	14.0	14.3	18.9	19.3
Number of refrigerant circuit			1	1	1	1
Compressors						
Number			2	2	2	2
Type			Scroll	Scroll	Scroll	Scroll
Part load step		%	0/50/100	0/43/57/100	0/40/60/100	0/45/55/100
Crankcase heater		W	2 x 66	2 x 66	2 x 66	2 x 66
Evaporator						
Number			1	1	1	1
Type			Plate	Plate	Plate	Plate
Nominal water flow (cooling)		m³/h	8.06	9.18	11.30	12.31
Water pressure drop (cooling)		kPa	30	35	28	37
Water volume		l	4.10	4.10	6.10	6.10
Antifreeze heater		W	30	30	2 x 30	2 x 30
Coils						
Number			1	1	2	2
Frontal surface		m²	4.20	4.20	5.55	5.55
Number of rows			2	2	2	2
Fans standard						
Number			1	1	2	2
Air flow		m³/h	22500	22500	15000	15000
Rotation speed		r.p.m.	790	790	650	650
Power input (each fan)		W	1650	1650	930	930
Water connections						
Type			Male gas threaded BSPP ISO 228	Male gas threaded BSPP ISO 228	Male gas threaded BSPP ISO 228	Male gas threaded BSPP ISO 228
Inlet - diameter		Inch	2	2	2	2
Outlet - diameter		Inch	2	2	2	2

Accessories	
PAW-SYSREMKIT	Remote control

Accessories	
PAW-SYSSOV2	Shut off valves kit for model 45 - 75

1) Data refers to 7 °C leaving chilled water temperature and 35 °C condenser air temperature, according EN14511 standard. 2) Following COMMISSION REGULATION (EU) No 2016/2281 for comfort application chillers. 3) Data refers to 45 °C leaving warm water temperature and 7 °C ambient coil air temperature with 87 % R.H., according EN14511 standard. 4) Following COMMISSION REGULATION (EU) No 813/2013 for low-temperature heat pumps. 5) Following COMMISSION REGULATION (EU) No 811/2013 for low-temperature heat pumps. Scale from A+++ to D, as of 26th September 2019. 6) Sound pressure levels calculated at 10 meters. Sound pressure levels refer to ISO standard 3744 with parallel piped shape.
* w: with, w/o: without.

HIGH SEER 4,04 | HIGH SCOP 3,43 | ErP | BLUEFIN | ULTIMATE CUSTOMISATION | AUTOMATIC FAN | -17°C HEATING MODE | 50°C COOLING MODE | BMS CONNECTIVITY

EUROVENT CERTIFIED PERFORMANCE www.eurovent-certification.com

U - 090/105/125 CW

Cooling capacity: 91.4 to 121.9 kW
Heating capacity: 88.1 to 119.1 kW

Customizable design gives high flexibility. Wide range of communication protocols fulfill the requirements in hotels, offices, industry applications.

Please contact Panasonic for RRP.

Model			**90**	**105**	**125**
Standard without buffer tank			**U-090CWNB**	**U-105CWNB**	**U-125CWNB**
With buffer tank			**U-090CWBM**	**U-105CWBM**	**U-125CWBM**
Power supply	Voltage	V	400	400	400
	Phase		Three phase	Three phase	Three phase
	Frequency	Hz	50	50	50
Cooling capacity [1]		kW	91.4	106.2	121.9
Input power cooling [1]		kW	34.36	38.06	46.35
Total EER 100 % [1]			2.66	2.79	2.63
SEER [2]			**3.89**	**3.88**	**3.89**
Ðsc [2]		%	153	152	153
Heating capacity [3]		kW	88.1	101.0	119.1
Input power heating [3]		kW	33.75	38.40	45.46
SCOP [4]			**3.26**	**3.31**	**3.35**
Ðsh [4]		%	128	129	131
Startup type			Direct	Direct	Direct
Maximum operating current		A	77.90	85.96	101.96
Startup current w/o softstarter / w softstarter		A	264.90/127.30	311.96/145.76	349.96/182.56
Sound power level (w standard fans)		dB(A)	83.0	83.0	83.0
Sound pressure level (w standard fans) [5]		dB(A)	50.8	50.8	50.8
Dimensions (w standard fans) w/o buffer tank	H x W x D	mm	2286 x 2180 x 1160	2286 x 2180 x 1160	2286 x 2180 x 1160
Dimensions (w standard fans) w buffer tank	H x W x D	mm	2286 x 2680 x 1160	2286 x 2680 x 1160	2286 x 2680 x 1160
Weight (w 1 pump) w/o buffer tank		kg	790	900	920
Weight (w 1 pump) w buffer tank		kg	950	1060	1080
Refrigerant (R410A)		kg	22.0	32.3	33.0
Number of refrigerant circuit			1	1	1
Compressors					
Number			2	2	2
Type			Scroll	Scroll	Scroll
Part load step		%	0/45/55/100	0/38/62/100	0/33/67/100
Crankcase heater		W	66/82	66/95	66/95
Evaporator					
Number			1	1	1
Type			Plate	Plate	Plate
Nominal water flow (cooling)		m³/h	15.73	18.25	20.95
Water pressure drop (cooling)		kPa	26	34	45
Water volume		l	10.80	10.80	10.80
Antifreeze heater		W	2 x 30	2 x 30	2 x 30
Coils					
Number			2	2	2
Frontal surface		m²	6.4	6.4	6.4
Number of rows			2	3	3
Fans standard					
Number			2	2	2
Air flow		m³/h	21000	21000	21000
Rotation speed		r.p.m.	790	790	790
Power input (each fan)		W	1650	1650	1650
Water connections					
Type			Male gas threaded BSPP ISO 228	Male gas threaded BSPP ISO 228	Male gas threaded BSPP ISO 228
Inlet - diameter		Inch	2 1/2	2 1/2	2 1/2
Outlet - diameter		Inch	2 1/2	2 1/2	2 1/2

Accessories	
PAW-SYSREMKIT	Remote control

Accessories	
PAW-SYSSOV3	Shut off valves kit for model 90 - 125

1) Data refers to 7 °C leaving chilled water temperature and 35 °C condenser air temperature, according EN14511 standard. 2) Following COMMISSION REGULATION (EU) No 2016/2281 for comfort application chillers. 3) Data refers to 45 °C leaving warm water temperature and 7 °C ambient coil air temperature with 87 % R.H., according EN14511 standard. 4) Following COMMISSION REGULATION (EU) No 813/2013 for low-temperature heat pumps. 5) Sound pressure levels calculated at 10 meters. Sound pressure levels refer to ISO standard 3744 with parallel piped shape.
* w: with, w/o: without.

HIGH SEER 3,89 | HIGH SCOP 3,35 | ErP | BLUEFIN | ULTIMATE CUSTOMISATION | AUTOMATIC FAN | -17°C HEATING MODE | 50°C COOLING MODE | BMS CONNECTIVITY

EUROVENT CERTIFIED PERFORMANCE www.eurovent-certification.com

U - 140/150/170/190/210 CW

Cooling capacity: 125.4 to 195.4 kW
Heating capacity: 143.7 to 217.6 kW

Heat pump chiller series with powerful operation by 4 scroll compressors. Maximum water outlet temperature in heating is up to 55 °C [1]. Defrost limiting design ensures to provide stable hot water even at low ambient conditions.

Please contact Panasonic for RRP.

Model			**140**	**150**	**170**	**190**	**210**
Standard without buffer tank			**U-140CWNB**	**U-150CWNB**	**U-170CWNB**	**U-190CWNB**	**U-210CWNB**
With buffer tank			**U-140CWBL**	**U-150CWBL**	**U-170CWBL**	**U-190CWBL**	**U-210CWBL**
Power supply	Voltage	V	400	400	400	400	400
	Phase		Three phase	Three phase	Three phase	Three phase	Three phase
	Frequency	Hz	50	50	50	50	50
Cooling capacity [1]		kW	125.4	137.6	150.9	175.8	195.4
Input power cooling [1]		kW	43.55	47.77	52.73	64.83	72.54
Total EER 100 % [1]			2.88	2.88	2.86	2.71	2.69
SEER [2]			**3.87**	**3.87**	**3.91**	**3.69**	**3.68**
Đsc [2]		%	152	152	153	145	144
Heating capacity [3]		kW	143.7	153.7	170.1	194.9	217.6
Input power heating [3]		kW	45.80	50.20	55.40	67.50	78.30
SCOP [4]			**3.32**	**3.36**	**3.31**	**3.29**	**3.23**
Đsh [4]		%	130	132	129	129	126
Startup type			Direct	Direct	Direct	Direct	Direct
Maximum operating current		A	108.00	119.00	136.00	153.00	170.00
Startup current w/o softstarter / w softstarter		A	251.00/130.00	262.00/141.00	324.00/161.00	341.00/178.00	396.00/201.00
Sound power level (w standard fans)		dB(A)	85.4	85.4	87.0	88.1	88.1
Sound pressure level (w standard fans) [5]		dB(A)	53.4	53.4	55.0	56.1	56.1
Dimensions (w standard fans) w/o buffer tank	H x W x D	mm	2295x2856x2210	2295x2856x2210	2295x2856x2210	2295x2856x2210	2295x2856x2210
Dimensions (w standard fans) w buffer tank	H x W x D	mm	2295x3666x2210	2295x3666x2210	2295x3666x2210	2295x3666x2210	2295x3666x2210
Weight (w 1 low Pa pump) w/o buffer tank		kg	1512	1515	1605	1677	1937
Weight (w 1 low Pa pump) w buffer tank		kg	1644	1647	1737	1809	2069
Refrigerant (R410A)		kg	2 x 24.7	2 x 24.7	24.7/33.3	2 x 33.3	2 x 33.3
Number of refrigerant circuit			2	2	2	2	2
Compressors							
Number			4	4	4	4	4
Type			Scroll	Scroll	Scroll	Scroll	Scroll
Part load step		%	0 / 24 / 26 / 48 / 50 / 52 / 74 / 76 / 100	0 / 23 / 27 / 46 / 50 / 54 / 73 / 77 / 100	0 / 20 / 24 / 44 / 45 / 55 / 69 / 80 / 100	0 / 22 / 28 / 44 / 50 / 56 / 72 / 78 / 100	0 / 19 / 31 / 38 / 50 / 62 / 69 / 81 / 100
Crankcase heater		W	4x66	4x66	3x66/82	2x82/2x66	2x95/2x66
Evaporator							
Number			1	1	1	1	1
Type			Plate	Plate	Plate	Plate	Plate
Nominal water flow (cooling)		m³/h	21.56	23.65	25.95	30.24	33.62
Water pressure drop (cooling)		kPa	33	39	24	32	40
Water volume		l	8.49	8.49	12.21	12.21	12.21
Antifreeze heater		W	60	60	120	120	120
Coils							
Number			4	4	4	4	4
Frontal surface		m²	11.88	11.88	11.88	11.88	11.88
Number of rows			2+2	2+2	2+3	3+3	3+3
Fans standard							
Number			4	4	4	4	4
Air flow		m³/h	56000	56000	71000	86000	83000
Rotation speed		r.p.m.	900	900	900	900	900
Power input (each fan)		W	940	940	940 - 1650	1650	1650
Water connections							
Type			Victaulic	Victaulic	Victaulic	Victaulic	Victaulic
Inlet - diameter		Inch	2 1/2	2 1/2	2 1/2	2 1/2	2 1/2
Outlet - diameter		Inch	2 1/2	2 1/2	2 1/2	2 1/2	2 1/2

Accessories	
PAW-SYSREMKIT	Remote control

Accessories	
PAW-SYSVICTH	Victaulic connection kit for model 140 - 210

1) Data refers to 7 °C leaving chilled water temperature and 35 °C condenser air temperature, according EN14511 standard. 2) Following COMMISSION REGULATION (EU) No 2016/2281 for comfort application chillers. 3) Data refers to 45 °C leaving warm water temperature and 7 °C ambient coil air temperature with 87 % R.H., according EN14511 standard. 4) Following COMMISSION REGULATION (EU) No 813/2013 for low-temperature heat pumps. 5) Sound pressure levels calculated at 10 meters. Sound pressure levels refer to ISO standard 3744 with parallel piped shape.
* w: with, w/o: without.

HIGH SEER 3,91 | HIGH SCOP 3,36 | ErP | SUPER QUIET | BLUEFIN | ULTIMATE CUSTOMISATION | AUTOMATIC FAN | -17°C HEATING MODE | 50°C COOLING MODE | DEFROST LIMITING | BMS CONNECTIVITY

EUROVENT CERTIFIED PERFORMANCE www.eurovent-certification.com

Options for heat pump outdoor units

Options table 20 - 125

Option	Type	Ref.	Description	Model											
1	Capacity			20	25	30	35	40	45	55	65	75	90	105	125
2	Refrigerant & compressor type	W	R410A, fixed speed, heat pump	•	•	•	•	•	•	•	•	•	•	•	•
3	Buffer tank option	NB	No buffer	Std	Std	Std	Std	Std	Std	Std	Std	Std	Std	Std	Std
		BS	Buffer tank (small)	•	•	•	•	•							
		BM	Buffer tank (medium)						•	•	•	•	•	•	•
4	Pump option		No pump	•	•	•	•	•	Std	Std	Std	Std	Std	Std	Std
			Single pump	Std	Std	Std	Std	Std	•	•	•	•	•	•	•
			Double pump						•	•	•	•	•	•	•
5	Pump drive option		Pump drive - fixed speed [1]	Std	Std	Std	Std	Std	Std	Std	Std	Std	Std	Std	Std
			Pump drive - variable twin speed (single pump)	•	•	•	•	•	•	•	•	•	•	•	•
			Pump drive - variable twin speed (double pump)						•	•	•	•	•	•	•
			Pump drive - variable speed capacity (single pump)	•	•	•	•	•	•	•	•	•	•	•	•
			Pump drive - variable speed capacity (double pump)						•	•	•	•	•	•	•
			Pump drive - constant outlet pressure (single pump)	•	•	•	•	•	•	•	•	•	•	•	•
			Pump drive - constant outlet pressure (double pump)						•	•	•	•	•	•	•
			Pump drive - constant differential pressure (single pump) [2]	SO	SO	SO	SO	SO	SO	SO	SO	SO	SO	SO	SO
6	Hydraulic options		No hydraulic options	Std	Std	Std	Std	Std	Std	Std	Std	Std	Std	Std	Std
			Low water pressure sensor	•	•	•	•	•	•	•	•	•	•	•	•
			Water isolation valves	•	•	•	•	•	•	•	•	•	•	•	•
			Electric heater - low power (buffer tank required)						•	•	•	•	•	•	•
			Electric heater - high power (buffer tank required)						•	•	•	•	•	•	•
7	Ambient options		No ambient options	Std	Std	Std	Std	Std	Std	Std	Std	Std	Std	Std	Std
			Finned coil treatment - epoxy	•	•	•	•	•	•	•	•	•	•	•	•
			Outdoor coil protection grid	•	•	•	•	•	•	•	•	•	•	•	•
			Rubber pads	•	•	•	•	•	•	•	•	•	•	•	•
			Spring damper	•	•	•	•	•	•	•	•	•	•	•	•
			Fan speed control (FSC)	•	•	•	•	•	•	•	•	•	•	•	•
			Nordic pack [3]	•	•	•	•	•							
			Low noise	Std	Std	Std	Std	Std	•	•	•	•	•	•	•
			High pressure fan [4]	SO	•	•	•	•	•	•	•	•	•	•	•
8	Miscellaneous options		No miscellaneous options	Std	Std	Std	Std	Std	Std	Std	Std	Std	Std	Std	Std
			Soft starter	•	•	•	•	•	•	•	•	•	•	•	•
			Power supply w/o neutral [5]	SO	SO	SO	SO	SO	SO	SO	SO	SO	SO	SO	SO
			Standard BMS option (Modbus RTU)	Std	Std	Std	Std	Std	Std	Std	Std	Std	Std	Std	Std
			Modbus TCP/IP	•	•	•	•	•	•	•	•	•	•	•	•
			BACnet MSTP	•	•	•	•	•	•	•	•	•	•	•	•
			BACnet IP	•	•	•	•	•	•	•	•	•	•	•	•
			Remote LAN connection	•	•	•	•	•	•	•	•	•	•	•	•
			Container transport						•	•	•	•	•	•	•
			Refrigerant gauge						•	•	•	•	•	•	•

1) Fixed speed pump drive is supplied as standard when selecting a pump. Please select an alternative pump drive if alternate operation is required.
2) Constant differential pump drive option is only available on a special order and requires additional production time. Please contact your local sales representative.
3) The Nordic pack is not required on models 45 - 125 due to model design.
4) High pressure fan is not available on model 20 due to body design.
5) Power supply without Neutral is only available on a special order basis, and requires additional production time. Please contact your local sales representative.

Std: Standard item included.
•: Optional item that can be selected.
SO: Special order item.

Options table 140 - 210

Option	Type	Ref.	Description	Model				
1	Capacity			140	150	170	190	210
2	Refrigerant & compressor type	W	R410A, fixed speed, heat pump	•	•	•	•	•
3	Buffer tank option	NB	No buffer	Std	Std	Std	Std	Std
		BL	Buffer tank (large)	•	•	•	•	•
4	Pump option		No pump	•	•	•	•	•
			Single pump low pressure	•	•	•	•	•
			Single pump high pressure	•	•	•	•	•
			Double pump low pressure	•	•	•	•	•
			Double pump high pressure	•	•	•	•	•
5	Pump drive option		Pump drive - fixed speed [1]	Std	Std	Std	Std	Std
			Pump drive - variable twin speed (single pump)	•	•	•	•	•
			Pump drive - variable twin speed (double pump)	•	•	•	•	•
			Pump drive - variable speed capacity (single pump)	•	•	•	•	•
			Pump drive - variable speed capacity (double pump)	•	•	•	•	•
			Pump drive - constant outlet pressure (single pump)	•	•	•	•	•
			Pump drive - constant outlet pressure (double pump)	•	•	•	•	•
			Pump drive - constant differential pressure (single pump) [2]	SO	SO	SO	SO	SO
			Pump drive - constant differential pressure (double pump) [2]	SO	SO	SO	SO	SO
6	Hydraulic options		No hydraulic options	Std	Std	Std	Std	Std
			Low water pressure sensor	•	•	•	•	•
			Water isolation valves	•	•	•	•	•
			Hydraulic gauges	•	•	•	•	•
7	Ambient options		No ambient options	Std	Std	Std	Std	Std
			Finned coil treatment - epoxy	•	•	•	•	•
			Outdoor coil protection grid [3]	•	•	•	•	•
			Rubber pads	•	•	•	•	•
			Spring damper	•	•	•	•	•
			Fan speed control (FSC)	•	•	•	•	•
			Nordic pack	•	•	•	•	•
			Low noise	Std	Std	Std	Std	Std
			High pressure fan	•	•	•	•	•
8	Miscellaneous options		No miscellaneous options	Std	Std	Std	Std	Std
			Soft starter	•	•	•	•	•
			Power supply w/o neutral	•	•	•	•	•
			Standard BMS option (Modbus RTU)	Std	Std	Std	Std	Std
			Modbus TCP/IP	•	•	•	•	•
			BACnet IP	•	•	•	•	•
			Remote LAN connection	•	•	•	•	•
			Refrigerant gauge	•	•	•	•	•

1) Fixed speed pump drive is standard when selecting a pump. Please select an alternative pump drive if required.
2) Constant differential pump drive options are only available on a special order and requires additional production time. Please contact your local sales representative.
3) Not available when using Nordic pack.

Std: Standard item included.
•: Optional item that can be selected.
SO: Special order item.

Features of ECOi-W cooling only outdoor units

ECOi-W cooling only outdoor units.

- High seasonal efficiency
- Ambient temperature operation range: -10 to +50 °C
- Water outlet temperature range: -10 to +18 °C
- Optimised design for service and maintenance
- Simple user friendly control as standard
- Modbus RTU as standard

Technical focus:
- Chiller type: cooling only
- Refrigeration type: R410A
- Heat exchanger: stainless steel plate heat exchanger
- Flow switch, water safety & air purge valves included
- Water filter included (mandatory to be installed on site)
- Night mode setting to save energy and reduce noise level
- Water compensation curve control
- Optional hydraulic kit
- Optional finned coil treatment

U - 020/025/030/035/040 CV

- Super quiet operation

Technical focus:
- Compressor type (number of compressors): Scroll compressors (2)
- Refrigerant circuit: 1
- Fan type (number of fans): axial fan (1)
- Optional Modbus TCP/IP, BACnet IP and BACnet MSTP
- Optional remote LAN connection

U - 045/055/065/075 CV

- Optional extra-low noise kit available

Technical focus:
- Compressor type (number of compressors): Scroll compressors (2)
- Refrigerant circuit: 1
- Fan type (number of fans): axial fan (1 for 45/55, 2 for 65/75)
- Optional Modbus TCP/IP, BACnet IP and BACnet MSTP
- Optional remote LAN connection

U - 090/105/125 CV

- Optional extra-low noise kit available

Technical focus:
- Compressor type (number of compressors): Scroll compressors (2)
- Refrigerant circuit: 1
- Fan type (number of fans): axial fan (2)
- Optional Modbus TCP/IP, BACnet IP and BACnet MSTP
- Optional remote LAN connection

U - 140/150/170/190/210 CV

- Super quiet operation
- Victaulic water connections
- Modbus TCP/IP as standard

Technical focus:
- Compressor type (number of compressors): Scroll compressors (4)
- Refrigerant circuit: 2
- Fan type (number of fans): axial fan (4)
- Optional gauges hydraulic and refrigerant
- Optional BACnet
- Remote LAN connection as standard

SEE MORE OPTIONS FOR COOLING ONLY OUTDOOR UNITS

Available options for U - 020/025/030/035/040 CV

Options				
Pump	**Pump drive**	**Hydraulic options**	**Ambient options**	**Miscellaneous options**
Single pump (as standard)	Fixed speed	Low water pressure sensor	Finned coil treatment - epoxy	Soft starter
	Variable twin speed	Water isolation valves	Rubber pads	Power supply w/o neutral
	Variable capacity		Spring damper	Modbus TCP/IP
	Constant outlet pressure		All seasons	BACnet MSTP
	Constant differential pressure		High pressure fan*	BACnet IP
				Remote LAN connection

* Available on models 25 - 40.

Available options for U - 045/055/065/075 CV

Options				
Pump	**Pump drive**	**Hydraulic options**	**Ambient options**	**Miscellaneous options**
Single pump	Fixed speed	Low water pressure sensor	Finned coil treatment - epoxy	Soft starter
Double pump	Variable twin speed	Water isolation valves	Outdoor coil protection grid	Power supply w/o neutral
	Variable capacity		Rubber pads	Modbus TCP/IP
	Constant outlet pressure		Spring damper	BACnet MSTP
	Constant differential pressure		All seasons fan control	BACnet IP
			Extra-low noise kit	Remote LAN connection
			High pressure fan	Container transport
				Refrigerant gauge

Available options for U - 090/105/125 CV

Options				
Pump	**Pump drive**	**Hydraulic options**	**Ambient options**	**Miscellaneous options**
Single pump	Fixed speed	Low water pressure sensor	Finned coil treatment - epoxy	Soft starter
Double pump	Variable twin speed	Water isolation valves	Outdoor coil protection grid	Power supply w/o neutral
	Variable capacity		Rubber pads	Modbus TCP/IP
	Constant outlet pressure		Spring damper	BACnet MSTP
	Constant differential pressure		All seasons fan control	BACnet IP
			Extra-low noise kit	Remote LAN connection
			High pressure fan	Container transport
				Refrigerant gauge

Available options for U - 140/150/170/190/210 CV

Options				
Pump	**Pump drive**	**Hydraulic options**	**Ambient options**	**Miscellaneous options**
Single pump Low Pressure	Fixed speed	Low water pressure sensor	Finned coil treatment - epoxy	Soft starter
Single pump High Pressure	Variable twin speed	Water isolation valves	Outdoor coil protection grid	Power supply w/o neutral
Double pump Low Pressure	Variable capacity	Hydraulic gauges	Rubber pads	Modbus TCP/IP
Double pump High Pressure	Constant outlet pressure		Spring damper	BACnet IP
	Constant differential pressure		All seasons fan control	Refrigerant gauge
			High pressure fan	

U - 020/025/030/035/040 CV

Cooling capacity: 19.3 to 40.9 kW

Compact and highly efficient chiller series, with SEER up to 4,59.

Please contact Panasonic for RRP.

Model			**20**	**25**	**30**	**35**	**40**
Standard without buffer tank			**U-020CVNB**	**U-025CVNB**	**U-030CVNB**	**U-035CVNB**	**U-040CVNB**
With buffer tank			**U-020CVBS**	**U-025CVBS**	**U-030CVBS**	**U-035CVBS**	**U-040CVBS**
Power supply	Voltage	V	400	400	400	400	400
	Phase		Three phase	Three phase	Three phase	Three phase	Three phase
	Frequency	Hz	50	50	50	50	50
Cooling capacity [1]		kW	19.3	24.7	27.1	38.2	40.9
Input power cooling [1]		kW	6.10	7.69	9.00	12.20	13.40
Total EER 100 % [1]			3.16	3.21	3.01	3.13	3.05
SEER [2]			**4.59**	**4.45**	**4.23**	**4.42**	**4.21**
Ðsc [2]		%	181	175	166	174	166
Energy efficiency class (Scale A+++ to D) [3]			A+	A	A	A	A
Startup type			Direct	Direct	Direct	Direct	Direct
Maximum operating current		A	17.71	22.21	24.29	31.84	33.84
Startup current w/o softstarter / w softstarter		A	52.71/28.11	63.71/35.21	77.29/48.79	118.34/52.99	119.34/53.99
Sound power level (w standard fans)		dB(A)	75.0	75.0	75.0	76.0	76.0
Sound pressure level (w standard fans) [4]		dB(A)	42.8	42.8	42.8	43.8	43.8
Dimensions (w standard fans) w/o buffer tank	H x W x D	mm	1983 x 1000 x 1000	1983 x 1000 x 1000	1983 x 1000 x 1000	1983 x 1000 x 1000	1983 x 1000 x 1000
Dimensions (w standard fans) w buffer tank	H x W x D	mm	1983 x 1000 x 1507	1983 x 1000 x 1507	1983 x 1000 x 1507	1983 x 1000 x 1507	1983 x 1000 x 1507
Weight (w 1 pump) w/o buffer tank		kg	280	290	320	330	330
Weight (w 1 pump) w buffer tank		kg	345	355	385	395	395
Refrigerant (R410A)		kg	6.5	8.4	8.4	9.1	9.2
Number of refrigerant circuit			1	1	1	1	1
Compressors							
Number			2	2	2	2	2
Type			Scroll	Scroll	Scroll	Scroll	Scroll
Part load step		%	0/50/100	0/50/100	0/50/100	0/50/100	0/50/100
Crankcase heater		W	2 x 40	2 x 40	2 x 49	2 x 49	2 x 49
Evaporator							
Number			1	1	1	1	1
Type			Plate	Plate	Plate	Plate	Plate
Nominal water flow (cooling)		m³/h	3.35	4.36	4.64	6.16	6.44
Water pressure drop (cooling)		kPa	23	37	22	37	40
Water volume		l	1.78	1.78	2.55	2.55	2.55
Antifreeze heater		W	30	30	30	30	30
Coils							
Number			1	1	1	1	1
Frontal surface		m²	2.4	2.4	2.4	2.8	2.8
Number of rows			2	2	2	2	2
Fans standard							
Number			1	1	1	1	1
Air flow		m³/h	9000	13000	13000	16000	16000
Rotation speed		r.p.m.	900	900	900	650	650
Power input (each fan)		W	620	940	940	930	930
Water connections							
Type			Male gas threaded BSPP ISO 228	Male gas threaded BSPP ISO 228	Male gas threaded BSPP ISO 228	Male gas threaded BSPP ISO 228	Male gas threaded BSPP ISO 228
Inlet - diameter		Inch	1 1/2	1 1/2	1 1/2	1 1/2	1 1/2
Outlet - diameter		Inch	1 1/2	1 1/2	1 1/2	1 1/2	1 1/2

Accessories	
PAW-SYSREMKIT	Remote control

Accessories	
PAW-SYSSOV1	Shut off valves kit for model 20 - 40

1) Data refers to 7 °C leaving chilled water temperature and 35 °C condenser air temperature, according EN14511 standard. 2) Following COMMISSION REGULATION (EU) No 2016/2281 for comfort application chillers. 3) Following COMMISSION REGULATION (EU) No 811/2013 for low-temperature heat pumps. Scale from A+++ to D, as of 26th September 2019. 4) Sound pressure levels calculated at 10 meters. Sound pressure levels refer to ISO standard 3744 with parallel piped shape.
* w: with, w/o: without.

HIGH SEER 4,59 | ErP | SUPER QUIET | ULTIMATE CUSTOMISATION | AUTOMATIC FAN | 50°C COOLING MODE | BMS CONNECTIVITY

U - 045/055/065/075 CV

Cooling capacity: 49.8 to 75.8 kW

High seasonal efficiency and wide range options to meet the exact requirements of your project.

Please contact Panasonic for RRP.

Model			**45**	**55**	**65**	**75**
Standard without buffer tank			**U-045CVNB**	**U-055CVNB**	**U-065CVNB**	**U-075CVNB**
With buffer tank			**U-045CVBM**	**U-055CVBM**	**U-065CVBM**	**U-075CVBM**
Power supply	Voltage	V	400	400	400	400
	Phase		Three phase	Three phase	Three phase	Three phase
	Frequency	Hz	50	50	50	50
Cooling capacity [1]		kW	49.8	56.9	69.7	75.8
Input power cooling [1]		kW	16.70	18.80	22.10	22.10
Total EER 100 % [1]			2.98	3.03	3.15	3.13
SEER [2]			**4.12**	**4.12**	**4.41**	**4.32**
Đsc [2]		%	162	162	174	170
Energy efficiency class (Scale A+++ to D) [3]			A	A	A	A
Startup type			Direct	Direct	Direct	Direct
Maximum operating current		A	40.20	44.20	59.43	64.43
Startup current w/o softstarter / w softstarter		A	133.20/65.80	140.20/72.80	201.43/101.03	206.43/106.03
Sound power level (w standard fans)		dB(A)	80.0	80.0	80.0	80.0
Sound pressure level (w standard fans) [4]		dB(A)	47.8	47.8	47.8	47.8
Dimensions (w standard fans) w/o buffer tank	H x W x D	mm	1986x2180x1160	1986x2180x1160	1986x2180x1160	1986x2180x1160
Dimensions (w standard fans) w buffer tank	H x W x D	mm	1986x2680x1160	1986x2680x1160	1986x2680x1160	1986x2680x1160
Weight (w 1 pump) w/o buffer tank		kg	540	540	610	610
Weight (w 1 pump) w buffer tank		kg	700	700	770	770
Refrigerant (R410A)		kg	14.0	14.3	18.9	19.3
Number of refrigerant circuit			1	1	1	1
Compressors						
Number			2	2	2	2
Type			Scroll	Scroll	Scroll	Scroll
Part load step		%	0/50/100	0/43/57/100	0/40/60/100	0/45/55/100
Crankcase heater		W	2x66	2x66	2x66	2x66
Evaporator						
Number			1	1	1	1
Type			Plate	Plate	Plate	Plate
Nominal water flow (cooling)		m³/h	8.06	9.18	11.30	12.31
Water pressure drop (cooling)		kPa	30	35	28	37
Water volume		l	4.10	4.10	6.10	6.10
Antifreeze heater		W	30	30	2x30	2x30
Coils						
Number			1	1	2	2
Frontal surface		m²	4.20	4.20	5.55	5.55
Number of rows			2	2	2	2
Fans standard						
Number			1	1	2	2
Air flow		m³/h	22500	22500	15000	15000
Rotation speed		r.p.m.	790	790	650	650
Power input (each fan)		W	1650	1650	930	930
Water connections						
Type			Male gas threaded BSPP ISO 228	Male gas threaded BSPP ISO 228	Male gas threaded BSPP ISO 228	Male gas threaded BSPP ISO 228
Inlet - diameter		Inch	2	2	2	2
Outlet - diameter		Inch	2	2	2	2

Accessories	
PAW-SYSREMKIT	Remote control

Accessories	
PAW-SYSSOV2	Shut off valves kit for model 45 - 75

1) Data refers to 7 °C leaving chilled water temperature and 35 °C condenser air temperature, according EN14511 standard. 2) Following COMMISSION REGULATION (EU) No 2016/2281 for comfort application chillers. 3) Following COMMISSION REGULATION (EU) No 811/2013 for low-temperature heat pumps. Scale from A+++ to D, as of 26th September 2019. 4) Sound pressure levels calculated at 10 meters. Sound pressure levels refer to ISO standard 3744 with parallel piped shape.
* w: with, w/o: without.

HIGH SEER 4,41 | ErP | ULTIMATE CUSTOMISATION | AUTOMATIC FAN | 50°C COOLING MODE | BMS CONNECTIVITY

U - 090/105/125 CV

Cooling capacity: 97.0 to 129.8 kW

Customizable design gives high flexibility. Wide range of communication protocols fulfill the requirements in hotels, offices, industry applications.

Please contact Panasonic for RRP.

Model			**90**	**105**	**125**
Standard without buffer tank			**U-090CVNB**	**U-105CVNB**	**U-125CVNB**
With buffer tank			**U-090CVBM**	**U-105CVBM**	**U-125CVBM**
Power supply	Voltage	V	400	400	400
	Phase		Three phase	Three phase	Three phase
	Frequency	Hz	50	50	50
Cooling capacity [1]		kW	97.0	112.7	129.8
Input power cooling [1]		kW	24.20	32.50	38.60
Total EER 100 % [1]			2.98	2.92	2.93
SEER [2]			**4.23**	**4.12**	**4.24**
Đsc [2]		%	166	162	167
Energy efficiency class (Scale A+++ to D) [3]			A	A	A
Startup type			Direct	Direct	Direct
Maximum operating current		A	77.90	86.00	102.00
Startup current w/o softstarter / w softstarter		A	264.90/127.30	311.96/145.76	349.96/182.56
Sound power level (w standard fans)		dB(A)	83.0	83.0	83.0
Sound pressure level (w standard fans) [4]		dB(A)	50.8	50.8	50.8
Dimensions (w standard fans) w/o buffer tank	H x W x D	mm	2286 x 2180 x 1160	2286 x 2180 x 1160	2286 x 2180 x 1160
Dimensions (w standard fans) w buffer tank	H x W x D	mm	2286 x 2680 x 1160	2286 x 2680 x 1160	2286 x 2680 x 1160
Weight (w 1 pump) w/o buffer tank		kg	790	900	920
Weight (w 1 pump) w buffer tank		kg	950	1060	1080
Refrigerant (R410A)		kg	22.0	32.3	33.0
Number of refrigerant circuit			1	1	1
Compressors					
Number			2	2	2
Type			Scroll	Scroll	Scroll
Part load step		%	0/45/55/100	0/38/62/100	0/33/67/100
Crankcase heater		W	66/82	66/95	66/95
Evaporator					
Number			1	1	1
Type			Plate	Plate	Plate
Nominal water flow (cooling)		m³/h	15.73	18.25	20.95
Water pressure drop (cooling)		kPa	26	34	45
Water volume		l	10.80	10.80	10.80
Antifreeze heater		W	2 x 30	2 x 30	2 x 30
Coils					
Number			2	2	2
Frontal surface		m²	6.4	6.4	6.4
Number of rows			2	3	3
Fans standard					
Number			2	2	2
Air flow		m³/h	21000	21000	21000
Rotation speed		r.p.m.	790	790	790
Power input (each fan)		W	1650	1650	1650
Water connections					
Type			Male gas threaded BSPP ISO 228	Male gas threaded BSPP ISO 228	Male gas threaded BSPP ISO 228
Inlet - diameter		Inch	2 1/2	2 1/2	2 1/2
Outlet - diameter		Inch	2 1/2	2 1/2	2 1/2

Accessories	
PAW-SYSREMKIT	Remote control

Accessories	
PAW-SYSSOV3	Shut off valves kit for model 90 - 125

1) Data refers to 7 °C leaving chilled water temperature and 35 °C condenser air temperature, according EN14511 standard. 2) Following COMMISSION REGULATION (EU) No 2016/2281 for comfort application chillers. 3) Following COMMISSION REGULATION (EU) No 811/2013 for low-temperature heat pumps. Scale from A+++ to D, as of 26th September 2019. 4) Sound pressure levels calculated at 10 meters. Sound pressure levels refer to ISO standard 3744 with parallel piped shape.
* w: with, w/o: without.

HIGH SEER 4,24 | ErP | ULTIMATE CUSTOMISATION | AUTOMATIC FAN | 50°C COOLING MODE | BMS CONNECTIVITY

U - 140/150/170/190/210 CV

Cooling capacity: 134.0 to 208.8 kW

Powerful and efficient operation with 4 scroll compressors and superior flexibility with plug and play hydraulic options.

Please contact Panasonic for RRP.

Model			**140**	**150**	**170**	**190**	**210**
Standard without buffer tank			**U-140CVNB**	**U-150CVNB**	**U-170CVNB**	**U-190CVNB**	**U-210CVNB**
With buffer tank			**U-140CVBL**	**U-150CVBL**	**U-170CVBL**	**U-190CVBL**	**U-210CVBL**
Power supply	Voltage	V	400	400	400	400	400
	Phase		Three phase	Three phase	Three phase	Three phase	Three phase
	Frequency	Hz	50	50	50	50	50
Cooling capacity [1]		kW	134.0	147.0	161.2	187.8	208.8
Input power cooling [1]		kW	44.15	49.00	53.70	64.50	72.30
Total EER 100 % [1]			3.03	3.00	3.00	2.91	2.89
SEER [2]			**4.35**	**4.31**	**4.40**	**4.23**	**4.22**
Ðsc [2]		%	171	169	173	166	166
Energy efficiency class (Scale A+++ to D) [3]			A	A	A	A	A
Startup type			Direct	Direct	Direct	Direct	Direct
Maximum operating current		A	108.00	119.00	136.00	153.00	170.00
Startup current w/o softstarter / w softstarter		A	251.00/130.00	262.00/141.00	324.00/161.00	341.00/178.00	396.00/201.00
Sound power level (w standard fans)		dB(A)	85.4	85.4	87.0	88.1	88.1
Sound pressure level (w standard fans) [4]		dB(A)	53.4	53.4	55.0	56.1	56.1
Dimensions (w standard fans) w/o buffer tank	H x W x D	mm	2295 x 2856 x 2210	2295 x 2856 x 2210	2295 x 2856 x 2210	2295 x 2856 x 2210	2295 x 2856 x 2210
Dimensions (w standard fans) w buffer tank	H x W x D	mm	2295 x 3666 x 2210	2295 x 3666 x 2210	2295 x 3666 x 2210	2295 x 3666 x 2210	2295 x 3666 x 2210
Weight (w 1 low Pa pump) w/o buffer tank		kg	1512	1515	1605	1677	1937
Weight (w 1 low Pa pump) w buffer tank		kg	1644	1647	1737	1809	2069
Refrigerant (R410A)		kg	2 x 24.7	2 x 24.7	24.7/33.3	2 x 33.3	2 x 33.3
Number of refrigerant circuit			2	2	2	2	2
Compressors							
Number			4	4	4	4	4
Type			Scroll	Scroll	Scroll	Scroll	Scroll
Part load step		%	0 / 24 / 26 / 48 / 50 / 52 / 74 / 76 / 100	0 / 23 / 27 / 46 / 50 / 54 / 73 / 77 / 100	0 / 20 / 24 / 44 / 45 / 55 / 69 / 80 / 100	0 / 22 / 28 / 44 / 50 / 56 / 72 / 78 / 100	0 / 19 / 31 / 38 / 50 / 62 / 69 / 81 / 100
Crankcase heater		W	4 x 66	4 x 66	3 x 66/82	2 x 82/2 x 66	2 x 95/2 x 66
Evaporator							
Number			1	1	1	1	1
Type			Plate	Plate	Plate	Plate	Plate
Nominal water flow (cooling)		m³/h	21.56	23.65	25.95	30.24	33.62
Water pressure drop (cooling)		kPa	33	39	24	32	40
Water volume		l	8.49	8.49	12.21	12.21	12.21
Antifreeze heater		W	60	60	120	120	120
Coils							
Number			4	4	4	4	4
Frontal surface		m²	11.88	11.88	11.88	11.88	11.88
Number of rows			2+2	2+2	2+3	3+3	3+3
Fans standard							
Number			4	4	4	4	4
Air flow		m³/h	56000	56000	71000	86000	83000
Rotation speed		r.p.m.	900	900	900	900	900
Power input (each fan)		W	940	940	940 - 1650	1650	1650
Water connections							
Type			Victaulic	Victaulic	Victaulic	Victaulic	Victaulic
Inlet - diameter		Inch	2 1/2	2 1/2	2 1/2	2 1/2	2 1/2
Outlet - diameter		Inch	2 1/2	2 1/2	2 1/2	2 1/2	2 1/2

Accessories	
PAW-SYSREMKIT	Remote control

Accessories	
PAW-SYSVICTH	Victaulic connection kit for model 140 - 210

1) Data refers to 7 °C leaving chilled water temperature and 35 °C condenser air temperature, according EN14511 standard. 2) Following COMMISSION REGULATION (EU) No 2016/2281 for comfort application chillers. 3) Following COMMISSION REGULATION (EU) No 811/2013 for low-temperature heat pumps. Scale from A+++ to D, as of 26th September 2019. 4) Sound pressure levels calculated at 10 meters. Sound pressure levels refer to ISO standard 3744 with parallel piped shape.
* w: with, w/o: without.

HIGH SEER 4.40 | ErP | SUPER QUIET | AUTOMATIC FAN | ULTIMATE CUSTOMISATION | 50°C COOLING MODE | DEFROST LIMITING | BMS CONNECTIVITY

Options for cooling only outdoor units

Options table 20 - 125

Option	Type	Ref.		Model											
1	Capacity			20	25	30	35	40	45	55	65	75	90	105	125
2	Refrigerant & compressor type	V	R410A, fixed speed, cooling only	•	•	•	•	•	•	•	•	•	•	•	•
3	Buffer tank option	NB	No buffer	Std	Std	Std	Std	Std	Std	Std	Std	Std	Std	Std	Std
		BS	Buffer tank (small)	•	•	•	•	•							
		BM	Buffer tank (medium)						•	•	•	•	•	•	•
4	Pump option		No pump [1]	Std	Std	Std	Std	Std	Std	Std	Std	Std	Std	Std	Std
			Single pump	•	•	•	•	•	•	•	•	•	•	•	•
			Double pump						•	•	•	•	•	•	•
5	Pump drive option		Pump drive - fixed speed [2]	•	•	•	•	•	•	•	•	•	•	•	•
			Pump drive - variable twin speed (single pump) [3]	Std	Std	Std	Std	Std	•	•	•	•	•	•	•
			Pump drive - variable twin speed (double pump)						•	•	•	•	•	•	•
			Pump drive - variable speed capacity (single pump)	•	•	•	•	•	•	•	•	•	•	•	•
			Pump drive - variable speed capacity (double pump)						•	•	•	•	•	•	•
			Pump drive - constant outlet pressure (single pump)	•	•	•	•	•	•	•	•	•	•	•	•
			Pump drive - constant outlet pressure (double pump)						•	•	•	•	•	•	•
			Pump drive - constant differential pressure (single pump) [4]	SO	SO	SO	SO	SO	SO	SO	SO	SO	SO	SO	SO
6	Hydraulic options		No hydraulic options	Std	Std	Std	Std	Std	Std	Std	Std	Std	Std	Std	Std
			Low water pressure sensor	•	•	•	•	•	•	•	•	•	•	•	•
			Water isolation valves	•	•	•	•	•	•	•	•	•	•	•	•
7	Ambient options		No ambient options	Std	Std	Std	Std	Std	Std	Std	Std	Std	Std	Std	Std
			Finned coil treatment - epoxy	•	•	•	•	•	•	•	•	•	•	•	•
			Outdoor coil protection grid	•	•	•	•	•	•	•	•	•	•	•	•
			Rubber pads	•	•	•	•	•	•	•	•	•	•	•	•
			Spring damper	•	•	•	•	•	•	•	•	•	•	•	•
			Fan speed control (FSC)	•	•	•	•	•	•	•	•	•	•	•	•
			Low noise	Std	Std	Std	Std	Std	•	•	•	•	•	•	•
			High pressure fan [5]	SO	•	•	•	•	•	•	•	•	•	•	•
8	Miscellaneous options		No miscellaneous options	Std	Std	Std	Std	Std	Std	Std	Std	Std	Std	Std	Std
			Soft starter	•	•	•	•	•	•	•	•	•	•	•	•
			Power supply w/o neutral [6]	SO	SO	SO	SO	SO	SO	SO	SO	SO	SO	SO	SO
			Standard BMS option (Modbus RTU)	Std	Std	Std	Std	Std	Std	Std	Std	Std	Std	Std	Std
			Modbus TCP/IP	•	•	•	•	•	•	•	•	•	•	•	•
			BACnet MSTP	•	•	•	•	•	•	•	•	•	•	•	•
			BACnet IP	•	•	•	•	•	•	•	•	•	•	•	•
			Remote LAN connection	•	•	•	•	•	•	•	•	•	•	•	•
			Container transport						•	•	•	•	•	•	•
			Refrigerant gauge						•	•	•	•	•	•	•

1) The system may be supplied without a pump, but in order to meet EU ErP compliance, the installation must include a variable speed pump.
2) Fixed speed pump drive on cooling only chiller, is only suitable installation outside if the EU due to ErP compliance.
3) Constant differential pump drive option is only available on a special order and requires additional production time. Please contact your local sales representative.
4) High pressure fan is not available on model 20 due to body design.
5) Power supply without Neutral is only available on a special order and requires additional production time. Please contact your local sales representative.

Std: Standard item included.
•: Optional item that can be selected.
SO: Special order item.

Options table 140 - 210

Option	Type	Ref.	Description	Model				
1	Capacity			140	150	170	190	210
2	Refrigerant & compressor type	V	R410A, fixed speed, cooling only	•	•	•	•	•
3	Buffer tank option	NB	No buffer	Std	Std	Std	Std	Std
		BL	Buffer tank (large)	•	•	•	•	•
4	Pump option		No pump [1]	•	•	•	•	•
			Single pump low pressure	•	•	•	•	•
			Single pump high pressure	•	•	•	•	•
			Double pump low pressure	•	•	•	•	•
			Double pump high pressure	•	•	•	•	•
5	Pump drive option		Pump drive - fixed speed [2]	Std	Std	Std	Std	Std
			Pump drive - variable twin speed (single pump)	•	•	•	•	•
			Pump drive - variable twin speed (double pump)	•	•	•	•	•
			Pump drive - variable speed capacity (single pump)	•	•	•	•	•
			Pump drive - variable speed capacity (double pump)	•	•	•	•	•
			Pump drive - constant outlet pressure (single pump)	•	•	•	•	•
			Pump drive - constant outlet pressure (double pump)	•	•	•	•	•
			Pump drive - constant differential pressure (single pump) [3]	SO	SO	SO	SO	SO
			Pump drive - constant differential pressure (double pump) [3]	SO	SO	SO	SO	SO
6	Hydraulic options		No hydraulic options	Std	Std	Std	Std	Std
			Low water pressure sensor	•	•	•	•	•
			Water isolation valves	•	•	•	•	•
			Hydraulic gauges	•	•	•	•	•
7	Ambient options		No ambient options	Std	Std	Std	Std	Std
			Finned coil treatment - epoxy	•	•	•	•	•
			Outdoor coil protection grid	•	•	•	•	•
			Rubber pads	•	•	•	•	•
			Spring damper	•	•	•	•	•
			Fan speed control (FSC)	•	•	•	•	•
			Low noise	Std	Std	Std	Std	Std
			High pressure fan	•	•	•	•	•
8	Miscellaneous options		No miscellaneous options	Std	Std	Std	Std	Std
			Soft starter	•	•	•	•	•
			Power supply w/o neutral	•	•	•	•	•
			Standard BMS option (Modbus RTU)	Std	Std	Std	Std	Std
			Modbus TCP/IP	•	•	•	•	•
			BACnet IP	•	•	•	•	•
			Remote LAN connection	Std	Std	Std	Std	Std
			Refrigerant gauge	•	•	•	•	•

1) The system may be supplied without a pump, but in order to meet EU ErP compliance, the installation must include a variable speed pump.
2) Fixed speed pump drive on cooling only chiller, is only suitable for installation outside of the EU due to ErP compliance.
3) Constant differential pump drive option is only available on a special order and requires additional production time. Please contact your local sales representative.

Std: Standard item included.
•: Optional item that can be selected.
SO: Special order item.

Fan coils highlighted features

Designed with user in mind, perfectly designed to adapt to any installation. Providing comfort to hotels, shops, restaurants, offices or residential applications.

1 Innovation for an optimum comfort

Range of fan coil for heating and cooling with capacities from 0.5 to 21.9 kW in cooling and from 0.6 to 21.5 kW in heating. Bring full year comfort with water based systems.

2 Energy efficient and low noise fan

Dynamically balanced and specially designed fans, reinforced acoustic insulation and optimised fan speed staging for lower noise levels.
Improved efficiency with optional EC fan motor.

3 Quality and efficient coil

Constructed from staggered copper tubes, mechanically expanded into aluminium fins, providing maximum heat transfer efficiency, durability and hygiene.

4 Flexible installation

Various types of unit to fit your needs with flexible installation options. A choice of service side for hydraulic connections, piping configuration and horizontal or vertical installation for ducted units.

Offering a great range of capacities and performance, presented in a wide range of designs, the fan coils are perfectly adapted to fit within almost any location. Whether the requirements are for cooling only, or for both heating and cooling, there is a fan coil to suit. With a variety of piping and fan configuration, the range is capable of meeting the most stringent of requirement. Line up available in AC and EC fans, it is possible to achieve both powerful performance, but with sustainability in mind.

Wide range of contollers with sophisticated designs, provide a user friendly interface while enabling an easy and low cost integration to building management systems.

PAW-FC-RC1
Optional wired remote controller for AC fan, 2-pipe and 4-pipe application.

PAW-FC-TC903
Optional wired remote controller for AC fan 2-pipe application.

PAW-FC-907TC
Optional wired remote controller for EC fan, 2-pipe and 4-pipe application.

Range of fan coils

Page		Fan Type	Operation	Capacity range
P. 202	Ducted 	AC	Cooling	0.7 to 8.1 kW
			Heating	0.7 to 10.3 kW
		EC	Cooling	0.5 to 9.6 kW
			Heating	0.6 to 13.6 kW
P. 204	High static ducted	AC	Cooling	4.1 to 21.9 kW
			Heating	4.7 to 21.5 kW
		EC	Cooling	6.6 to 21.4 kW
			Heating	5.9 to 21.4 kW
P. 206	Cassette	AC	Cooling	1.4 to 8.6 kW
			Heating	1.1 to 12.8 kW
		EC	Cooling	1.4 to 9.4 kW
			Heating	1.1 to 14.0 kW
P. 208	Ceiling chassis	AC	Cooling	0.7 to 8.1 kW
			Heating	0.7 to 10.3 kW
		EC	Cooling	0.5 to 9.6 kW
			Heating	0.6 to 13.6 kW
P. 210	Floor-standing	AC	Cooling	0.7 to 8.1 kW
			Heating	0.7 to 10.3 kW
		EC	Cooling	0.5 to 9.6 kW
			Heating	0.6 to 13.6 kW
P. 212	Wall-mounted	AC	Cooling	1.0 to 3.9 kW
			Heating	1.4 to 4.1 kW
P. 213	Smart fan coils	AC	Cooling	0.2 to 1.7 kW
			Heating	0.2 to 1.7 kW

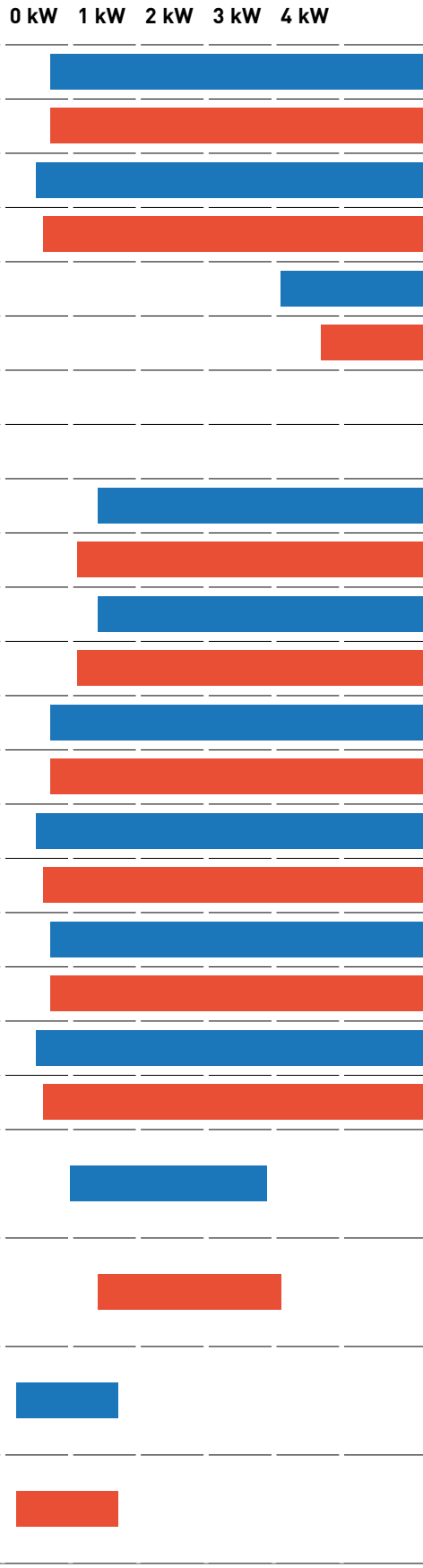

Values indicated are for the full operating range. The data shown within the tables following are indicative of specific installation conditions.
For full details relating to performance and operating conditions. please refer to the technical data manual.

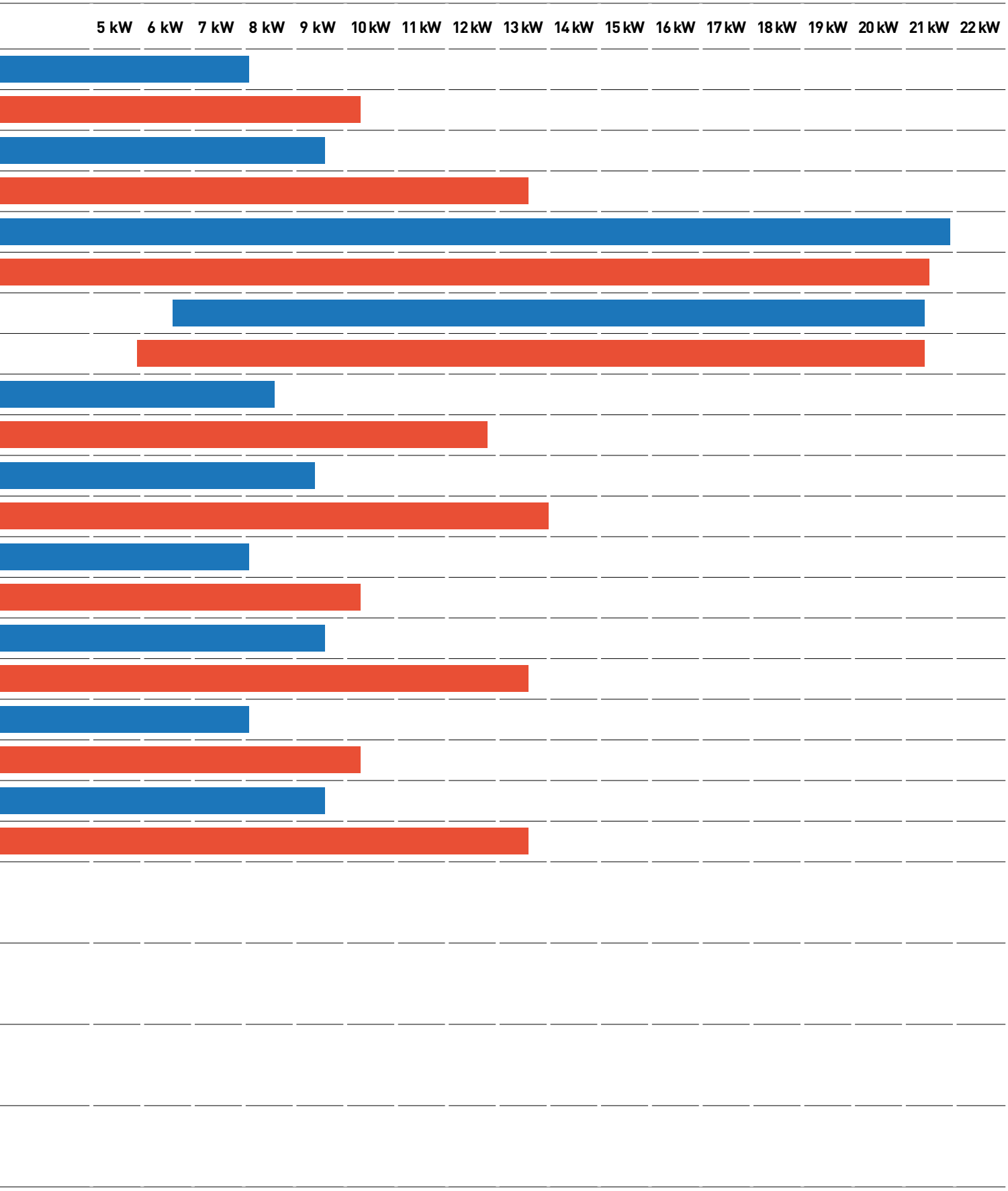
5 kW
6 kW
7 kW
8 kW
9 kW
10 kW
11 kW
12 kW
13 kW
14 kW
15 kW
16 kW
17 kW
18 kW
19 kW
20 kW
21 kW
22 kW

Fan coils - ducted (AC)

Optional controller. Wired remote controller.
PAW-FC-903TC

Optional controller. Advanced wired remote controller.
PAW-FC-RC1

2-pipe	Left connection (PAW-)		FC2A-D010L	FC2A-D020L	FC2A-D030L	FC2A-D040L	FC2A-D050L	FC2A-D060L	FC2A-D070L	FC2A-D080L
	Right connection (PAW-)		**FC2A-D010R**	**FC2A-D020R**	**FC2A-D030R**	**FC2A-D040R**	**FC2A-D050R**	**FC2A-D060R**	**FC2A-D070R**	**FC2A-D080R**
Total cooling capacity [1]	Med/S-Hi	kW	1.0/1.5	1.2/1.7	2.0/2.5	2.4/3.2	3.2/4.6	4.6/5.8	6.1/7.3	6.1/8.1
Sensible capacity [1]	Med/S-Hi	kW	0.8/1.1	0.9/1.3	1.5/1.9	1.8/2.3	2.2/3.3	3.3/4.5	4.3/5.1	4.6/6.3
Water flow	Med/S-Hi	l/h	172/250	213/289	341/430	413/547	544/798	784/1003	1058/1252	1048/1400
Water pressure drop	Med/S-Hi	kPa	19.5/39.2	3.9/6.3	19.3/28.8	17.1/28.0	22.8/46.9	37.4/60.2	15.4/21.5	19.3/32.5
Heating capacity [2]	Med/S-Hi	kW	1.4/2.0	1.5/2.2	2.4/3.1	2.9/4.0	4.1/5.7	5.3/7.1	7.9/9.3	8.1/11.6
4-pipe	**Left connection (PAW-)**		**FC4A-D010L**	**FC4A-D020L**	**FC4A-D030L**	**FC4A-D040L**	**FC4A-D050L**	**FC4A-D060L**	**FC4A-D070L**	**FC4A-D080L**
	Right connection (PAW-)		**FC4A-D010R**	**FC4A-D020R**	**FC4A-D030R**	**FC4A-D040R**	**FC4A-D050R**	**FC4A-D060R**	**FC4A-D070R**	**FC4A-D080R**
Total cooling capacity [1]	Med/S-Hi	kW	0.9/1.3	1.1/1.6	1.9/2.4	2.3/3.0	3.0/4.3	4.4/5.6	5.9/6.9	5.9/8.0
Sensible capacity [1]	Med/S-Hi	kW	0.7/1.0	0.8/1.2	1.5/1.8	1.7/2.2	2.2/3.1	3.2/4.3	4.2/4.9	4.4/6.2
Water flow	Med/S-Hi	l/h	159/225	192/268	327/414	388/517	522/748	756/967	1019/1193	1020/1380
Water pressure drop	Med/S-Hi	kPa	15.2/29.0	3.4/5.6	9.5/14.4	22.3/36.8	12.8/25.1	27.7/44.5	17.9/24.4	31.1/53.6
Heating capacity [2]	Med/S-Hi	kW	0.7/1.0	0.9/1.1	1.4/1.6	1.6/2.1	2.3/2.6	2.9/3.3	3.6/4.0	5.6/6.1
Water flow	Med/S-Hi	l/h	127/178	146/190	232/274	273/354	401/443	505/560	626/682	963/1052
Water pressure drop	Med/S-Hi	kPa	3.5/5.6	3.2/5.3	9.0/11.9	26.5/42.7	24.6/29.5	43.9/52.9	117.9/137.8	63.7/75
Sound levels										
Global sound power	S-Lo/Med/S-Hi	dB(A)	33/40/49	31/43/50	30/45/52	30/44/51	34/46/56	38/51/58	43/56/61	50/55/64
Global sound pressure [3]	S-Lo/Med/S-Hi	dB(A)	24/31/40	22/34/41	21/36/43	21/35/42	25/37/47	29/42/49	34/47/52	41/46/55
Fan										
Number			1	1	1	2	2	2	2	3
Air flow 2-pipe	Med/S-Hi	m³/h	190/283	179/265	274/390	357/499	486/716	640/933	893/1064	936/1397
Air flow 4-pipe	Med/S-Hi	m³/h	168/253	161/241	263/369	335/467	466/542	614/723	859/944	905/1042
Maximum external pressure		Pa	55	55	65	85	85	115	125	70
Filter			G2	G2	G2	G2	G2	G2	G2	G2
Electrical data										
Power supply	Voltage	V	230	230	230	230	230	230	230	230
	Phase		Single phase	Single phase	Single phase	Single phase	Single phase	Single phase	Single phase	Single phase
	Frequency	Hz	50/60	50/60	50/60	50/60	50/60	50/60	50/60	50/60
Power consumption 2-pipe	Med/S-Hi	W	24/36	18/29	37/45	37/56	55/72	75/105	100/147	112/188
Power consumption 4-pipe	Med/S-Hi	W	24/36	18/28	37/44	37/55	54/70	74/104	99/145	112/188
Water connections										
Type			Female gas threaded	Female gas threaded	Female gas threaded	Female gas threaded	Female gas threaded	Female gas threaded	Female gas threaded	Female gas threaded
2-pipe		Inch	1/2	1/2	1/2	1/2	1/2	1/2	3/4	3/4
4-pipe	Cooling	Inch	1/2	1/2	1/2	1/2	1/2	1/2	3/4	3/4
	Heating	Inch	1/2	1/2	1/2	1/2	1/2	1/2	1/2	1/2
Dimensions and weight										
Dimensions	H x W x D	mm	220 x 570 x 430	220 x 570 x 430	220 x 730 x 430	220 x 938 x 430	220 x 1122 x 430	220 x 1307 x 430	220 x 1121 x 530	220 x 1316 x 530
Weight	2 / 4-pipes	kg	13/14	13/14	15/16	20/22	22/24	26/28	27/29	38/40
2-pipe RRP		**£**	**248**	**259**	**279**	**325**	**364**	**396**	**448**	**646**
4-pipe RRP		**£**	**252**	**265**	**283**	**330**	**369**	**400**	**454**	**651**

1) According to Eurovent standard. Air: 27 °C DB / 19 °C WB. Water in/ out: 7 °C / 12 °C. 2) Air: 20 °C. Water in/out: 50 °C / 45 °C. 3) The sound pressure levels are based on (NR) characteristics of a room having volume of 100 m³ with reverberation of 0,5 seconds.
Values indicated are for 0 Pa external static pressure, for additional pressure characteristics, please refer the technical data manual.

Technical focus

- Cooling capacity from 0.7 to 8.1 kW
- Heating capacity from 0.7 to 10.3 kW
- 5-speed AC fan motor(s)

Operating limits	
Entering water temperature	From 5 to 90 °C
Indoor air temperature	From 5 to 32 °C

Main features and accessories

- 2 and 4-pipe configurations
- Left or right hand arrangements
- Ease of installation
- Very low acoustic levels
- 2 way or 3 way ON/OFF valves
- Auxiliary drain pan
- Air intake with removable grid
- G2 filter

ErP

ERP 2018: compliant following COMMISSION REGULATION (EU) No2016/2281.

Fan coils - ducted (EC)

Optional controller. Wired remote controller for EC fans.
PAW-FC-907TC

2-pipe	**Left connection (PAW-)**		**FC2E-D010L**	**FC2E-D020L**	**FC2E-D030L**	**FC2E-D040L**	**FC2E-D050L**	**FC2E-D060L**	**FC2E-D070L**	**FC2E-D080L**	**FC2E-F040L**
	Right connection (PAW-)		**FC2E-D010R**	**FC2E-D020R**	**FC2E-D030R**	**FC2E-D040R**	**FC2E-D050R**	**FC2E-D060R**	**FC2E-D070R**	**FC2E-D080R**	**FC2E-F040R**
Total cooling capacity [1]	Med/S-Hi	kW	1.2/2.1	1.4/2.4	2.1/3.1	2.9/4.2	4.0/5.0	4.5/5.2	5.9/6.9	6.5/8.8	6.6/9.2
Sensible capacity [1]	Med/S-Hi	kW	1.1/1.9	1.1/1.9	1.6/2.4	2.1/3.0	3.0/3.7	3.5/4.0	4.3/5.2	4.8/6.6	6.1/9.1
Water flow	Med/S-Hi	l/h	210/356	237/406	354/532	506/722	685/743	767/800	1008/1098	1111/1254	1284/1935
Water pressure drop	Med/S-Hi	kPa	28.2/76.9	4.6/11.0	20.5/42.1	24.4/46.3	35.1/41.0	35.8/38.8	14.0/16.6	21.4/26.6	51.2/93.8
Heating capacity [2]	Med/S-Hi	kW	1.6/2.9	1.9/3.3	2.2/3.4	3.0/5.3	5.2/5.5	5.9/6.1	7.3/8.2	8.0/9.3	8.3/11.8
4-pipe	**Left connection (PAW-)**		**FC4E-D010L**	**FC4E-D020L**	**FC4E-D030L**	**FC4E-D040L**	**FC4E-D050L**	**FC4E-D060L**	**FC4E-D070L**	**FC4E-D080L**	**FC4E-F040L**
	Right connection (PAW-)		**FC4E-D010R**	**FC4E-D020R**	**FC4E-D030R**	**FC4E-D040R**	**FC4E-D050R**	**FC4E-D060R**	**FC4E-D070R**	**FC4E-D080R**	**FC4E-F040R**
Total cooling capacity [1]	Med/S-Hi	kW	1.1/1.9	1.2/2.2	1.9/2.9	2.7/4.0	3.6/4.6	4.1/4.9	5.1/6.4	6.2/9.6	6.4/8.8
Sensible capacity [1]	Med/S-Hi	kW	0.9/1.7	1.0/1.8	1.5/2.2	1.9/2.8	2.8/3.5	3.2/3.8	3.8/4.8	4.6/7.2	5.6/8.0
Water flow	Med/S-Hi	l/h	185/327	206/375	321/493	457/681	625/686	707/749	886/977	1070/1242	1093/1511
Water pressure drop	Med/S-Hi	kPa	20.1/59.2	3.7/9.7	9.2/19.7	29.6/60.1	17.9/21.3	24.3/27.2	13.6/16.5	33.9/44.3	47.2/86.7
Heating capacity [2]	Med/S-Hi	kW	0.8/1.4	0.9/1.5	1.4/1.8	2.0/2.8	2.4/2.5	2.9/3.1	3.4/3.6	5.9/6.9	4.5/6.2
Water flow	Med/S-Hi	l/h	140/235	161/255	243/304	350/483	416/438	503/531	583/614	1011/1194	783/1065
Water pressure drop	Med/S-Hi	kPa	4.0/8.4	3.8/9.4	9.7/14.1	41.8/76.3	26.3/28.9	43.6/48.1	103.8/113.9	69.7/95.1	107.6/214.8
Sound levels											
Global sound power	S-Lo/Med/S-Hi	dB(A)	34/47/60	34/47/60	31/50/59	29/44/52	30/51/57	32/54/58	40/54/59	51/56/64	42/58/68 [3]
Global sound pressure [3]	S-Lo/Med/S-Hi	dB(A)	25/38/51	25/38/51	22/41/50	20/35/43	21/42/48	23/45/49	31/45/50	42/47/55	23/39/52
Fan											
Number			1	1	1	2	2	2	2	3	1
Air flow 2-pipe	Med/S-Hi	m³/h	228/417	234/413	380/585	412/678	645/702	737/779	850/950	927/1093	1284/1935
Air flow 4-pipe	Med/S-Hi	m³/h	199/379	200/380	342/540	369/627	587/646	668/716	798/894	884/1079	1222/1864
Maximum external pressure		Pa	75	75	75	105	70	105	115	115	190
Filter			G2	G2	G2	G2	G2	G2	G2	G2	G2
Electrical data											
Power supply	Voltage	V	230	230	230	230	230	230	230	230	230
	Phase		Single phase	Single phase	Single phase	Single phase	Single phase	Single phase	Single phase	Single phase	Single phase
	Frequency	Hz	50/60	50/60	50/60	50/60	50/60	50/60	50/60	50/60	50/60
Power consumption 2-pipe	Med/S-Hi	W	11/41	13/41	16/42	13/43	24/46	30/54	44/77	42/108	62/197
Power consumption 4-pipe	Med/S-Hi	W	11/39	13/40	15/40	12/42	23/44	28/52	43/75	41/116	60/188
Water connections											
Type			Female gas threaded	Female gas threaded	Female gas threaded	Female gas threaded	Female gas threaded	Female gas threaded	Female gas threaded	Female gas threaded	Female gas threaded
2-pipe		Inch	1/2	1/2	1/2	1/2	1/2	1/2	3/4	3/4	3/4
4-pipe	Cooling	Inch	1/2	1/2	1/2	1/2	1/2	1/2	3/4	3/4	3/4
	Heating	Inch	1/2	1/2	1/2	1/2	1/2	1/2	1/2	1/2	1/2
Dimensions and weight											
Dimensions	H x W x D	mm	220 x 570 x 430	220 x 570 x 430	220 x 730 x 430	220 x 938 x 430	220 x 1122 x 430	220 x 1307 x 430	220 x 1121 x 530	220 x 1316 x 530	223 x 1233 x 653
Weight	2 / 4-pipes	kg	13/14	13/14	15/16	20/22	22/24	26/28	27/29	38/40	19/19
2-pipe RRP		**£**	**400**	**413**	**431**	**478**	**517**	**549**	**604**	**802**	**944**
4-pipe RRP		**£**	**405**	**418**	**437**	**483**	**522**	**553**	**609**	**807**	**944**

1) According to Eurovent standard. Air: 27 °C DB / 19 °C WB. Water in/ out: 7 °C / 12 °C. 2) Air: 20 °C. Water in/out: 50 °C / 45 °C. 3) The sound power levels indicated are from return and radiated measurements. 4) The sound pressure levels are based on (NR) characteristics of a room having volume of 100 m³ with reverberation of 0,5 seconds.
Values indicated are for 0 Pa external static pressure, for additional pressure characteristics, please refer the technical data manual.

Technical focus

- Cooling capacity from 0.5 to 9.6 kW
- Heating capacity from 0.6 to 13.6 kW
- Low energy consumption EC fan(s)

Operating limits	
Entering water temperature	From 5 to 90 °C
Indoor air temperature	From 5 to 32 °C

ErP

EC MOTOR GREEN VENTILATION

ERP 2018: compliant following COMMISSION REGULATION (EU) No2016/2281.

Main features and accessories

- 2 and 4-pipe configurations
- Left or right hand arrangements
- Can be installed both horizontally and vertically*
- Ease of installation
- Very low acoustic levels
- 2 way or 3 way ON/OFF valves
- Auxiliary drain pan
- Air intake with removable grid
- G2 filter

* PAW-FC2E-F040 and PAW-FC4E-F040 may only be installed horizontally.

Fan coils - High Static Pressure Ducted (AC)

Optional controller. Wired remote controller.
PAW-FC-903TC

Optional controller. Advanced wired remote controller.
PAW-FC-RC1

2-pipe	**Left connection**		**PAW-FC2A-E070L**	**PAW-FC2A-E150L**	**PAW-FC2A-E180L**	**PAW-FC2A-E210L**	**PAW-FC2A-E240L***	**PAW-FC2A-E270L***
	Right connection		**PAW-FC2A-E070R**	**PAW-FC2A-E150R**	**PAW-FC2A-E180R**	**PAW-FC2A-E210R**	**PAW-FC2A-E240R***	**PAW-FC2A-E270R***
Total cooling capacity [1]	Med/S-Hi	kW	5.5/6.4	11.5/14.2	11.5/15.0	13.7/18.6	19.8/23.3	23.0/27.5
Sensible capacity [1]	Med/S-Hi	kW	4.2/5.1	9.2/12.2	9.5/13.1	9.9/13.7	14.9/17.8	16.3/19.7
Water flow	Med/S-Hi	l/h	951/1095	1979/2437	1979/2589	2357/3201	3410/4015	3951/4740
Water pressure drop	Med/S-Hi	kPa	42.5/56.2	19.9/29.3	19.6/32.0	28.8/51.5	25.2/34.2	25.2/35.3
Heating capacity [2]	Med/S-Hi	kW	8.6/12.7	14.2/20.0	16.3/23.2	16.5/23.4	26.3/32.6	27.5/33.7
4-pipe	**Left connection**		**PAW-FC4A-E070L**	**PAW-FC4A-E150L**	**PAW-FC4A-E180L**	**PAW-FC4A-E210L**	**PAW-FC4A-E240L***	**PAW-FC4A-E270L***
	Right connection		**PAW-FC4A-E070R**	**PAW-FC4A-E150R**	**PAW-FC4A-E180R**	**PAW-FC4A-E210R**	**PAW-FC4A-E240R***	**PAW-FC4A-E270R***
Total cooling capacity [1]	Med/S-Hi	kW	5.4/6.0	10.1/11.9	11.2/13.6	14.4/18.8	17.7/20.5	19.9/23.4
Sensible capacity [1]	Med/S-Hi	kW	4.1/4.7	8.4/10.9	9.1/12.0	10.6/14.5	13.9/16.3	14.9/17.8
Water flow	Med/S-Hi	l/h	924/1035	1739/2044	1928/2335	2478/3241	3053/3526	3427/4032
Water pressure drop	Med/S-Hi	kPa	52.1/64.4	13.5/18.4	17.4/25.0	35.2/59.1	25.0/33.0	23.3/31.5
Heating capacity [2]	Med/S-Hi	kW	6.0/7.4	11.8/15.9	11.9/15.9	11.9/16.0	11.1/13.5	11.1/13.5
Water flow	Med/S-Hi	l/h	1029/1266	2038/2746	2045/2745	2051/2747	1910/2329	1910/2329
Water pressure drop	Med/S-Hi	kPa	30.7/43.6	167.6/293.0	100.8/174.3	101.4/174.6	87.8/120.3	53.3/72.5
Sound levels								
Sound power return + radiated	S-Lo/Med/S-Hi	dB(A)	54/60/63	52/66/72	54/66/74	52/66/72	65/73/75	65/73/75
Sound power discharge	S-Lo/Med/S-Hi	dB(A)	53/59/62	52/64/71	52/64/71	52/64/71	64/72/75	64/72/75
Sound pressure [3]	S-Lo/Med/S-Hi	dB(A)	33/39/42	31/45/51	31/45/51	31/45/51	44/52/54	44/52/54
Fan								
Number			1					
Air flow 2-pipe	Med/S-Hi	m³/h	1091/1562	2110/3197	2110/3197	2110/3197	3130/3923	3130/3923
Air flow 4-pipe	Med/S-Hi	m³/h	1132/1496	2110/3197	2110/3197	2110/3197	3130/3923	3130/3923
Maximum external pressure		Pa	110	200	200	200	220	220
Filter			G3	G3	G3	G3	G3	G3
Electrical data								
Power supply	Voltage	V	230	230	230	230	230	230
	Phase		Single phase	Single phase	Single phase	Single phase	Single phase	Single phase
	Frequency	Hz	50/60	50/60	50/60	50/60	50/60	50/60
Power consumption	Med/S-Hi	W	182/222	421/675	421/675	421/675	530/673	530/673
Water connections								
Type			Female gas threaded	Gas Male threaded	Gas Male threaded	Gas Male threaded	Gas Male threaded	Gas Male threaded
2-pipe		Inch	1/2	1	1 1/4	1 1/4	1 1/4	1 1/4
4-pipe	Cooling	Inch	1/2	1	1	1	1 1/4	1 1/4
	Heating	Inch	1/2	3/4	3/4	3/4	3/4	3/4
Dimensions and weight								
Dimensions	H x W x D	mm	250 x 698 x 1200	375 x 798 x 1380	375 x 798 x 1380	375 x 798 x 1380	450 x 798 x 1500	450 x 798 x 1500
Weight		kg	42	63	65	67	76	80
2-pipe RRP		**£**	**768**	**957**	**1,047**	**1,107**	**1,221**	**1,301**
4-pipe RRP		**£**	**805**	**1,023**	**1,113**	**1,175**	**1,289**	**1,372**

1) According to Eurovent standard. Air: 27 °C DB / 19 °C WB. Water in/ out: 7 °C / 12 °C. 2) Air: 20 °C. Water in/out: 50 °C / 45 °C. 3) Informative data: Considering an hypothetical sound attenuation of the room and installation of 21 dB.
Values indicated are for 50 Pa external static pressure, for additional pressure characteristics, please refer the technical data manual.
* High fan speed used for capacity, water flow, sound and airflow values.

Technical focus

- 6 sizes
- Cooling capacity from 4.1 to 21.9 kW
- Heating capacity from 4.7 to 21.5 kW
- 5-speed AC fan motor

Main features and accessories

- 2 and 4-pipe, left & right hand configurations
- Static pressure up to 220Pa
- Double skin insulation
- 2 way or 3 way ON/OFF valves
- Auxiliary drain pan
- Air intake with removable grid
- G3 filter

Operating limits	
Entering water temperature	From 5 to 90 °C
Indoor air temperature	From 5 to 32 °C

ErP

ERP 2018: compliant following COMMISSION REGULATION (EU) No2016/2281.

Fan coils - High Static Pressure Ducted (EC)

Optional controller. Wired remote controller for EC fans.
PAW-FC-907TC

2-pipe	**Left connection**		**PAW-FC2E-E150L**	**PAW-FC2E-E180L**	**PAW-FC2E-E210L**	**PAW-FC2E-E240L**	**PAW-FC2E-E270L**
	Right connection		**PAW-FC2E-E150R**	**PAW-FC2E-E180R**	**PAW-FC2E-E210R**	**PAW-FC2E-E240R**	**PAW-FC2E-E270R**
Total cooling capacity [1]	Med/S-Hi	kW	11.3/14.5	13.1/17.3	14.2/19.0	16.1/20.3	18.1/23.1
Sensible capacity [1]	Med/S-Hi	kW	9.1/12.1	10.3/14.1	10.9/15.0	12.4/16.2	13.6/17.8
Water flow	Med/S-Hi	l/h	1945/2498	2259/2979	2451/3275	2766/3498	3120/3972
Water pressure drop	Med/S-Hi	kPa	19.3/30.7	24.9/41.5	31.0/53.8	17.1/26.4	16.4/25.4
Heating capacity [2]	Med/S-Hi	kW	15.8/20.7	17.9/24.3	19.4/26.8	20.8/27.5	22.8/30.4
4-pipe	**Left connection**		**PAW-FC4E-E150L**	**PAW-FC4E-E180L**	**PAW-FC4E-E210L**	**PAW-FC4E-E240L**	**PAW-FC4E-E270L**
	Right connection		**PAW-FC4E-E150R**	**PAW-FC4E-E180R**	**PAW-FC4E-E210R**	**PAW-FC4E-E240R**	**PAW-FC4E-E270R**
Total cooling capacity [1]	Med/S-Hi	kW	9.1/11.6	10.2/13.0	12.6/16.4	14.0/17.5	15.3/19.5
Sensible capacity [1]	Med/S-Hi	kW	7.6/10.1	8.4/11.2	9.9/13.4	11.0/14.2	11.8/15.5
Water flow	Med/S-Hi	l/h	1567/2005	1764/2243	2175/2826	2409/3020	2641/3359
Water pressure drop	Med/S-Hi	kPa	11.1/17.7	14.7/23.2	27.5/45.4	15.9/24.5	14.5/22.4
Heating capacity [2]	Med/S-Hi	kW	5.8/7.3	10.0/12.8	10.1/12.9	8.3/10.3	8.2/10.5
Water flow	Med/S-Hi	l/h	991/1264	1729/2211	1734/2227	1421/1780	1407/1804
Water pressure drop	Med/S-Hi	kPa	45.6/70.1	74.1/116.4	74.5/118.0	55.9/78.7	33.9/48.9
Sound levels							
Sound power return + radiated	S-Lo/Med/S-Hi	dB(A)	56/67/74	56/67/74	56/67/74	58/69/76	58/69/76
Sound power discharge	S-Lo/Med/S-Hi	dB(A)	56/65/74	56/65/74	56/65/74	58/67/76	58/67/76
Sound pressure [3]	S-Lo/Med/S-Hi	dB(A)	35/46/52	35/46/52	35/46/52	37/48/54	37/48/54
Fan							
Number			1				
Air flow 2-pipe	Med/S-Hi	m³/h	2418/3583	2418/3583	2418/3583	2700/3829	2700/3829
Air flow 4-pipe	Med/S-Hi	m³/h	2418/3583	2418/3583	2418/3583	2700/3829	2700/3829
Maximum external pressure		Pa	300	300	300	300	300
Electrical data							
Power supply	Voltage	V					
	Phase		Single phase	Single phase	Single phase	Single phase	Single phase
	Frequency	Hz	50/60	50/60	50/60	50/60	50/60
Power consumption	Med/S-Hi	W	172/246	172/246	172/246	237/364	237/364
Water connections							
Type			Gas Male threaded	Gas Male threaded	Gas Male threaded	Gas Male threaded	Gas Male threaded
2-pipe		Inch	1	1 1/4	1 1/4	1 1/4	1 1/4
4-pipe	Cooling	Inch	1	1	1	1 1/4	1 1/4
	Heating	Inch	3/4	3/4	3/4	3/4	3/4
Dimensions and weight							
Dimensions	H x W x D	mm	375 x 798 x 1380	375 x 798 x 1380	375 x 798 x 1380	450 x 798 x 1500	450 x 798 x 1500
Weight		kg	63	65	67	76	80
2-pipe RRP		**£**	**957**	**1,047**	**1,107**	**1,221**	**1,301**
4-pipe RRP		**£**	**957**	**1,047**	**1,107**	**1,221**	**1,301**

1) According to Eurovent standard. Air: 27 °C DB / 19 °C WB. Water in/ out: 7 °C / 12 °C. 2) Air: 20 °C. Water in/out: 50 °C / 45 °C. 3) Informative data: Considering an hypothetical sound attenuation of the room and installation of 21 dB.
Values indicated are for 50 Pa external static pressure, for additional pressure characteristics, please refer the technical data manual.

Technical focus

- 5 sizes
- Cooling capacity from 6.6 to 19.9 kW
- Heating capacity from 5.9 to 21.4 kW
- Low energy consumption EC fan

Main features and accessories

- 2 and 4-pipe, left & right hand configurations
- Static pressure up to 300Pa
- Double skin insulation
- 2 way or 3 way ON/OFF valves
- Auxiliary drain pan
- Air intake with removable grid
- G3 filter

Operating limits	
Entering water temperature	From 5 to 90 °C
Indoor air temperature	From 5 to 32 °C

ErP
EC MOTOR GREEN VENTILATION

ERP 2018: compliant following COMMISSION REGULATION (EU) No2016/2281.

Fan coils - 4 way cassette (AC)

Optional controller. Wired remote controller.
PAW-FC-903TC

Optional controller. Advanced wired remote controller.
PAW-FC-RC1

2-pipe			**PAW-FC2A-U020**	**PAW-FC2A-U030**	**PAW-FC2A-U040**	**PAW-FC2A-U050**	**PAW-FC2A-U060**	**PAW-FC2A-U070**
Total cooling capacity [1]	Med/Hi	kW	1.8/2.4	2.7/4.0	3.5/4.7	4.4/6.1	5.4/7.2	6.5/8.6
Sensible capacity [1]	Med/Hi	kW	1.5 /2.0	2.2/3.0	2.6/3.6	3.4/4.8	4.0/5.4	4.8/6.4
Water flow	Med/Hi	l/h	303/404	493/683	597/801	762/1042	937/1233	1111/1476
Water pressure drop	Med/Hi	kPa	6.8/10.9	8.5/14.4	11.2/18.3	13/21.9	7.5/11.5	13/20.5
Heating capacity [2]	Med/Hi	kW	2.5/3.25	3.7/4.5	4.6/6.2	6.0/8.1	7.4/10.0	9.2/12.0
4-pipe			**PAW-FC4A-U020**	**PAW-FC4A-U030**	**PAW-FC4A-U040**	**—**	**PAW-FC4A-U060**	**PAW-FC4A-U070**
Total cooling capacity [1]	Med/Hi	kW	1.5/2.0	2.7/3.4	3.3/4.0	—	4.9/6.6	6.0/7.5
Sensible capacity [1]	Med/Hi	kW	1.4/1.8	2.1/2.6	2.6/3.2	—	3.8/5.1	4.6/5.9
Water flow	Med/Hi	l/h	258/359	465/576	563/683	—	851/1137	1030/1294
Water pressure drop	Med/Hi	kPa	8.9/13.6	8.3/11.6	11.2/15.3	—	13.9/22.2	18.9/27.5
Heating capacity [2]	Med/Hi	kW	0.9/1.2	3.1/3.8	3.5/4.1	—	5.5/7.0	7.1/8.9
Water flow	Med/Hi	l/h	153/201	530/658	603/699	—	939/1210	1214/1540
Water pressure drop	Med/Hi	kPa	33.4/53.6	24.2/35	30.9/39.8	—	13.8/20.7	20.8/30.9
Sound levels								
Global sound power level 2-pipe	Lo/Med/Hi	dB(A)	36/40/49	35/47/53	42/48/57	35/40/49	38/46/54	40/52/59
Global sound power level 4-pipe	Lo/Med/Hi	dB(A)	36/40/49	35/47/53	42/48/57	—	38/46/54	40/52/59
Global sound pressure level 2-pipe [3]	Lo/Med/Hi	dB(A)	27/31/40	26/35/44	33/39/48	26/31/40	29/37/45	31/43/50
Global sound pressure level 4-pipe [3]	Lo/Med/Hi	dB(A)	27/31/40	26/35/44	33/39/48	—	29/37/45	31/43/50
Fan								
Number			1	1	1	1	1	1
Air flow	Med/Hi	m³/h	450/659	504/734	626/900	720/979	824/1159	1080/1447
Filter			G1	G1	G1	G1	G1	G1
Electrical data								
Power supply	Voltage	V	230	230	230	230	230	230
	Phase		Single phase	Single phase	Single phase	Single phase	Single phase	Single phase
	Frequency	Hz	50	50	50	50	50	50
Power consumption 2-pipe	Med/Hi	W	35/58	34/58	58/99	41/66	61/88	92/125
Power consumption 4-pipe	Med/Hi	W	35/58	34/58	58/99	—	61/88	92/125
Water connections								
Type			Female gas threaded	Female gas threaded	Female gas threaded	Female gas threaded	Female gas threaded	Female gas threaded
2-pipe		Inch	3/4	3/4	3/4	1	1	1
4-pipe	Cooling	Inch	3/4	3/4	3/4	—	1	1
	Heating	Inch	1/2	1/2	1/2	—	3/4	3/4
Dimensions and weight								
Dimensions including panel	H x W x D	mm	334 x 720 x 720	334 x 720 x 720	334 x 720 x 720	339 x 960 x 960	339 x 960 x 960	339 x 960 x 960
Weight		kg	14.8	16.5	16.5	37.1	37.1	39.6
2-pipe RRP		**£**	**783**	**834**	**869**	**1.365**	**1,393**	**1,440**
4-pipe RRP		**£**	**861**	**917**	**954**	**—**	**1,492**	**1,531**

1) According to Eurovent standard. Air: 27 °C DB / 19 °C WB. Water in/out: 7 °C/12 °C. 2) According to Eurovent standard. Air: 20 °C. Water in/out: 45 °C / 40 °C. 3) Information data considering an hypothetical sound attenuation of the room and installation of -9 dB(A).

Technical focus

- 6 sizes*
- Cooling capacity from 1.4 to 8.6 kW
- Heating capacity from 1.1 to 12.8 kW
- 3-speed AC fan motor

Main features and accessories

- 2 and 4-pipe configurations
- Very low acoustic levels
- Quick access, by simply removing the front grille
- All connections: located at the same side
- Galvanized steel sheet with thermal and acoustical insulation, avoiding condensation on the casing and providing good sound attenuation
- Cleanable synthetic-type air filter

Operating limits	
Entering water temperature	From 5 to 90 °C
Indoor air temperature	From 5 to 32 °C

* 5 sizes available for 4-pipe configuration.

ErP

ERP 2018: compliant following COMMISSION REGULATION (EU) No2016/2281.

Fan coils - 4 way cassette (EC)

Optional controller. Wired remote controller for EC fans.
PAW-FC-907TC

2-pipe			**PAW-FC2E-U020**	**PAW-FC2E-U030**	**PAW-FC2E-U040**	**PAW-FC2E-U050**	**PAW-FC2E-U060**	**PAW-FC2E-U070**
Total cooling capacity [1]	Med/Hi	kW	1.8/2.4	2.9/4.0	3.5/4.7	4.4/6.1	5.5/7.2	6.5/9.6
Sensible capacity [1]	Med/Hi	kW	1.5/2.0	2.2/3.1	2.7/3.6	3.5/4.7	4.1/5.4	4.9/7.2
Water flow	Med/Hi	l/h	306/409	497/688	604/808	765/1050	944/1243	1119/1649
Water pressure drop	Med/Hi	kPa	6.9/11.2	8.6/14.6	11.4/18.6	13.1/22.2	7.6/11.7	13.1/24.6
Heating capacity [2]	Med/Hi	kW	2.5/3.2	3.7/4.5	4.6/6.2	6.0/8.1	7.4/10.0	9.2/13.0
4-pipe			**PAW-FC4E-U020**	**PAW-FC4E-U030**	**PAW-FC4E-U040**	**—**	**PAW-FC4E-U060**	**PAW-FC4E-U070**
Total cooling capacity [1]	Med/Hi	kW	1.5/2.0	2.7/3.4	3.2/4.0	—	5.0/6.6	6.1/7.9
Sensible capacity [1]	Med/Hi	kW	1.4/1.9	2.1/2.6	2.6/3.3	—	3.8/5.1	4.7/6.3
Water flow	Med/Hi	l/h	262/344	464/581	556/690	—	858/1144	1041/1366
Water pressure drop	Med/Hi	kPa	9.1/14.0	8.2/11.7	10.9/15.5	—	14.1/22.4	19.2/30.1
Heating capacity [2]	Med/Hi	kW	0.9/1.2	3.1/3.8	3.5/4.1	—	5.5/7.0	7.1/9.8
Water flow	Med/Hi	l/h	153/201	530/658	603/699	—	939/1210	1214/1686
Water pressure drop	Med/Hi	kPa	33.4/53.6	24.2/35	30.9/39.8	—	13.8/20.7	20.8/36
Sound levels								
Global sound power level 2-pipe	Lo/Med/Hi	dB(A)	36/40/49	35/47/53	42/48/57	35/40/49	38/46/54	40/52/59
Global sound power level 4-pipe	Lo/Med/Hi	dB(A)	36/40/49	35/44/53	42/48/57	—	38/46/54	40/52/59
Global sound pressure level 2-pipe [3]	Lo/Med/Hi	dB(A)	27/31/40	26/35/44	33/39/48	26/31/40	29/37/45	31/43/50
Global sound pressure level 4-pipe [3]	Lo/Med/Hi	dB(A)	27/31/40	26/35/44	33/39/48	—	29/37/45	31/43/50
Fan								
Number			1					
Air flow	Med/Hi	m³/h	450/659	504/734	626/900	720/979	824/1159	1080/1598
Filter			G1					
Electrical data								
Power supply	Voltage	V	230	230	230	230	230	230
	Phase		Single phase	Single phase	Single phase	Single phase	Single phase	Single phase
	Frequency	Hz	50	50	50	50	50	50
Power consumption 2-pipe	Med/Hi	W	13/29	14/32	22/57	12/25	23/25	40/115
Power consumption 4-pipe	Med/Hi	W	13/29	14/32	22/57	—	23/46	40/115
Water connections								
Type			Female gas threaded	Female gas threaded	Female gas threaded	Female gas threaded	Female gas threaded	Female gas threaded
2-pipe		Inch	3/4	3/4	3/4	1	1	1
4-pipe	Cooling	Inch	3/4	3/4	3/4	—	1	1
	Heating	Inch	1/2	1/2	1/2	—	3/4	3/4
Dimensions and weight								
Dimensions including panel	H x W x D	mm	334 x 720 x 720	334 x 720 x 720	334 x 720 x 720	339 x 960 x 960	339 x 960 x 960	339 x 960 x 960
Weight		kg	14.8	16.5	16.5	37.1	37.1	39.6
2-pipe RRP		**£**	**917**	**970**	**1,006**	**1,428**	**1,582**	**1,629**
4-pipe RRP		**£**	**990**	**1,039**	**1,076**	**—**	**1,688**	**1,705**

1) According to Eurovent standard. Air: 27 °C DB / 19 °C WB. Water in/out: 7 °C/12 °C. 2) According to Eurovent standard. Air: 20 °C. Water in/out: 45 °C / 40 °C. 3) Information data considering an hypothetical sound attenuation of the room and installation of -9 dB(A).

Technical focus

- 6 sizes*
- Cooling capacity from 1.4 to 9.4 kW
- Heating capacity from 1.1 to 14.0 kW
- Low energy consumption EC fan

Main features and accessories

- 2 and 4-pipe configurations
- Very low acoustic levels
- Quick access. by simply removing the front grille
- All connections: located at the same side
- Galvanized steel sheet with thermal and acoustical insulation. avoiding condensation on the casing and providing good sound attenuation
- Cleanable synthetic-type air filter

Operating limits	
Entering water temperature	From 5 to 90 °C
Indoor air temperature	From 5 to 32 °C

* 5 sizes available for 4-pipe configuration.

ERP 2018: compliant following COMMISSION REGULATION (EU) No2016/2281.

Fan coils - ceiling chassis (AC)

Optional controller. Wired remote controller.
PAW-FC-903TC

Optional controller. Advanced wired remote controller.
PAW-FC-RC1

2-pipe	**Left connection (PAW-)**		**FC2A-T010L**	**FC2A-T020L**	**FC2A-T030L**	**FC2A-T040L**	**FC2A-T050L**	**FC2A-T060L**	**FC2A-T070L**	**FC2A-T080L**
	Right connection (PAW-)		**FC2A-T010R**	**FC2A-T020R**	**FC2A-T030R**	**FC2A-T040R**	**FC2A-T050R**	**FC2A-T060R**	**FC2A-T070R**	**FC2A-T080R**
Total cooling capacity [1]	Med/S-Hi	kW	1.0/1.5	1.2/1.7	2.0/2.5	2.4/3.2	3.2/4.6	4.6/5.8	6.1/7.3	6.1/8.1
Sensible capacity [1]	Med/S-Hi	kW	0.8/1.1	0.9/1.3	1.5/1.9	1.8/2.3	2.2/3.3	3.3/4.5	4.3/5.1	4.6/6.3
Water flow	Med/S-Hi	l/h	172/250	213/289	341/430	413/547	544/798	784/1003	1058/1252	1048/1400
Water pressure drop	Med/S-Hi	kPa	19.5/39.2	3.9/6.3	19.3/28.8	17.1/28.0	22.8/46.9	37.4/60.2	15.4/21.5	19.3/32.5
Heating capacity [2]	Med/S-Hi	kW	1.4/2.0	1.5/2.2	2.4/3.1	2.9/4.0	4.1/5.7	5.3/7.1	7.9/9.3	8.1/11.6
4-pipe	**Left connection (PAW-)**		**FC4A-T010L**	**FC4A-T020L**	**FC4A-T030L**	**FC4A-T040L**	**FC4A-T050L**	**FC4A-T060L**	**FC4A-T070L**	**FC4A-T080L**
	Right connection (PAW-)		**FC4A-T010R**	**FC4A-T020R**	**FC4A-T030R**	**FC4A-T040R**	**FC4A-T050R**	**FC4A-T060R**	**FC4A-T070R**	**FC4A-T080R**
Total cooling capacity [1]	Med/S-Hi	kW	0.9/1.3	1.1/1.6	1.9/2.4	2.3/3.0	3.0/4.3	4.4/5.6	5.9/6.9	5.9/8.0
Sensible capacity [1]	Med/S-Hi	kW	0.7/1.0	0.8/1.2	1.5/1.8	1.7/2.2	2.2/3.1	3.2/4.3	4.2/4.9	4.4/6.2
Water flow	Med/S-Hi	l/h	159/225	192/268	327/414	388/517	522/748	756/967	1019/1193	1020/1380
Water pressure drop	Med/S-Hi	kPa	15.2/29.0	3.4/5.6	9.5/14.4	22.3/36.8	12.8/25.1	27.7/44.5	17.9/24.4	31.1/53.6
Heating capacity [2]	Med/S-Hi	kW	0.7/1.0	0.9/1.1	1.4/1.6	1.6/2.1	2.3/2.6	2.9/3.3	3.6/4.0	5.6/6.1
Water flow	Med/S-Hi	l/h	127/178	146/190	232/274	273/354	401/443	505/560	626/682	963/1052
Water pressure drop	Med/S-Hi	kPa	3.5/5.6	3.2/5.3	9.0/11.9	26.5/42.7	24.6/29.5	43.9/52.9	117.9/137.8	63.7/75
Sound levels										
Global sound power level	S-Lo/Med/S-Hi	dB(A)	33/40/49	31/43/50	30/45/52	30/44/51	34/46/56	38/51/58	43/56/61	50/55/64
Global sound pressure level [3]	S-Lo/Med/S-Hi	dB(A)	24/31/40	22/34/41	21/36/43	21/35/42	25/37/47	29/42/49	34/47/52	41/46/55
Fan										
Number			1	1	1	2	2	2	2	3
Air flow 2-pipe	Med/S-Hi	m³/h	190/283	179/265	274/390	357/499	486/716	640/933	893/1064	936/1397
Air flow 4-pipe	Med/S-Hi	m³/h	168/253	161/241	263/369	335/467	466/542	614/723	859/944	905/1042
Filter			G2	G2	G2	G2	G2	G2	G2	G2
Electrical data										
Power supply	Voltage	V	230	230	230	230	230	230	230	230
	Phase		Single phase	Single phase	Single phase	Single phase	Single phase	Single phase	Single phase	Single phase
	Frequency	Hz	50/60	50/60	50/60	50/60	50/60	50/60	50/60	50/60
Power consumption 2-pipe	Med/S-Hi	W	24/36	18/29	37/45	37/56	55/72	75/105	100/147	112/188
Power consumption 4-pipe	Med/S-Hi	W	24/36	18/28	37/44	37/55	54/70	74/104	99/145	112/188
Water connections										
Type			Female gas threaded	Female gas threaded	Female gas threaded	Female gas threaded	Female gas threaded	Female gas threaded	Female gas threaded	Female gas threaded
2-pipe		Inch	1/2	1/2	1/2	1/2	1/2	1/2	3/4	3/4
4-pipe	Cooling	Inch	1/2	1/2	1/2	1/2	1/2	1/2	3/4	3/4
	Heating	Inch	1/2	1/2	1/2	1/2	1/2	1/2	1/2	1/2
Dimensions and weight										
Dimensions	H x W x D	mm	477 x 225 x 766	766 x 225 x 477	477 x 225 x 951	477 x 225 x 1136	477 x 225 x 1321	477 x 225 x 1506	575 x 225 x 1319	575 x 225 x 1506
Weight	2 / 4-pipes	kg	19/20	19/20	22/23	27/29	30/32	35/37	35/37	47/49
2-pipe RRP		**£**	**428**	**440**	**463**	**519**	**564**	**601**	**659**	**879**
4-pipe RRP		**£**	**454**	**458**	**483**	**544**	**592**	**634**	**697**	**926**

1) According to Eurovent standard. Air: 27 °C DB / 19 °C WB. Water in/ out: 7 °C / 12 °C. 2) Air: 20 °C. Water in/out: 50 °C / 45 °C. 3) The sound pressure levels are based on (NR) characteristics of a room having volume of 100 m³ with reverberation of 0.5 seconds.

Technical focus

- Cooling capacity from 0.7 to 8.1 kW
- Heating capacity from 0.7 to 10.3 kW
- 5-speed AC fan motor(s)

Main features and accessories

- 2 and 4-pipe configurations
- Left or right hand arrangements
- Ease of installation
- Very low acoustic levels
- 2 way or 3 way ON/OFF valves
- Auxiliary drain pan
- Air intake with removable grid
- G2 filter

Operating limits	
Entering water temperature	From 5 to 90 °C
Indoor air temperature	From 5 to 32 °C

ErP

ERP 2018: compliant following COMMISSION REGULATION (EU) No2016/2281.

Fan coils - ceiling chassis (EC)

Optional controller. Wired remote controller for EC fans.
PAW-FC-907TC

2-pipe	**Left connection (PAW-)**		**FC2E-T010L**	**FC2E-T020L**	**FC2E-T030L**	**FC2E-T040L**	**FC2E-T050L**	**FC2E-T060L**	**FC2E-T070L**	**FC2E-T080L**
	Right connection (PAW-)		**FC2E-T010R**	**FC2E-T020R**	**FC2E-T030R**	**FC2E-T040R**	**FC2E-T050R**	**FC2E-T060R**	**FC2E-T070R**	**FC2E-T080R**
Total cooling capacity [1]	Med/S-Hi	kW	1.2/2.1	1.4/2.4	2.1/3.1	2.9/4.2	4.0/5.0	4.5/5.2	5.9/6.9	6.5/8.8
Sensible capacity [1]	Med/S-Hi	kW	1.1/1.9	1.1/1.9	1.6/2.4	2.1/3.0	3.0/3.7	3.5/4.0	4.3/5.2	4.8/6.6
Water flow	Med/S-Hi	l/h	210/356	237/406	354/532	506/722	685/743	767/800	1008/1098	1111/1254
Water pressure drop	Med/S-Hi	kPa	28.2/76.9	4.6/11.0	20.5/42.1	24.4/46.3	35.1/41.0	35.8/38.8	14.0/16.6	21.4/26.6
Heating capacity [2]	Med/S-Hi	kW	1.6/2.9	1.9/3.3	2.2/3.4	3.0/5.3	5.2/5.5	5.9/6.1	7.3/8.2	8.0/9.3
4-pipe	**Left connection (PAW-)**		**FC4E-T010L**	**FC4E-T020L**	**FC4E-T030L**	**FC4E-T040L**	**FC4E-T050L**	**FC4E-T060L**	**FC4E-T070L**	**FC4E-T080L**
	Right connection (PAW-)		**FC4E-T010R**	**FC4E-T020R**	**FC4E-T030R**	**FC4E-T040R**	**FC4E-T050R**	**FC4E-T060R**	**FC4E-T070R**	**FC4E-T080R**
Total cooling capacity [1]	Med/S-Hi	kW	1.1/1.9	1.2/2.2	1.9/2.9	2.7/4.0	3.6/4.6	4.1/4.9	5.1/6.4	6.2/9.6
Sensible capacity [1]	Med/S-Hi	kW	0.9/1.7	1.0/1.8	1.5/2.2	1.9/2.8	2.8/3.5	3.2/3.8	3.8/4.8	4.6/7.2
Water flow	Med/S-Hi	l/h	185/327	206/375	321/493	457/681	625/686	707/749	886/977	1070/1242
Water pressure drop	Med/S-Hi	kPa	20.1/59.2	3.7/9.7	9.2/19.7	29.6/60.1	17.9/21.3	24.3/27.2	13.6/16.5	33.9/44.3
Heating capacity [2]	Med/S-Hi	kW	0.8/1.4	0.9/1.5	1.4/1.8	2.0/2.8	2.4/2.5	2.9/3.1	3.4/3.6	5.9/6.9
Water flow	Med/S-Hi	l/h	140/235	161/255	243/304	350/483	416/438	503/531	583/614	1011/1194
Water pressure drop	Med/S-Hi	kPa	4.0/8.4	3.8/9.4	9.7/14.1	41.8/76.3	26.3/28.9	43.6/48.1	103.8/113.9	69.7/95.1
Sound levels										
Global sound power level	S-Lo/Med/S-Hi	dB(A)	34/47/60	34/47/60	31/50/59	29/44/52	30/51/57	32/54/58	40/54/59	51/56/64
Global sound pressure level [3]	S-Lo/Med/S-Hi	dB(A)	25/38/51	25/38/51	22/41/50	20/35/43	21/42/48	23/45/49	31/45/50	42/47/55
Fan										
Number			1	1	1	2	2	2	2	3
Air flow 2-pipe	Med/S-Hi	m³/h	228/417	234/413	380/585	412/678	645/702	737/779	850/950	927/1093
Air flow 4-pipe	Med/S-Hi	m³/h	199/379	200/380	342/540	369/627	587/646	668/716	798/894	884/1079
Filter			G2	G2	G2	G2	G2	G2	G2	G2
Electrical data										
Power supply	Voltage	V	230	230	230	230	230	230	230	230
	Phase		Single phase	Single phase	Single phase	Single phase	Single phase	Single phase	Single phase	Single phase
	Frequency	Hz	50/60	50/60	50/60	50/60	50/60	50/60	50/60	50/60
Power consumption 2-pipe	Med/S-Hi	W	11/41	13/41	16/42	13/43	24/46	30/54	44/77	42/108
Power consumption 4-pipe	Med/S-Hi	W	11/39	13/40	15/40	12/42	23/44	28/52	43/75	41/116
Water connections										
Type			Female gas threaded	Female gas threaded	Female gas threaded	Female gas threaded	Female gas threaded	Female gas threaded	Female gas threaded	Female gas threaded
2-pipe		Inch	1/2	1/2	1/2	1/2	1/2	1/2	3/4	3/4
4-pipe	Cooling	Inch	1/2	1/2	1/2	1/2	1/2	1/2	3/4	3/4
	Heating	Inch	1/2	1/2	1/2	1/2	1/2	1/2	1/2	1/2
Dimensions and weight										
Dimensions	H x W x D	mm	477 x 225 x 766	766 x 225 x 477	477 x 225 x 951	477 x 225 x 1136	477 x 225 x 1321	477 x 225 x 1506	575 x 225 x 1319	575 x 225 x 1506
Weight	2 / 4-pipes	kg	19/20	19/20	22/23	27/29	30/32	35/37	35/37	47/49
2-pipe RRP		**£**	**581**	**593**	**616**	**673**	**717**	**755**	**816**	**1035**
4-pipe RRP		**£**	**607**	**611**	**636**	**698**	**745**	**787**	**853**	**1083**

1) According to Eurovent standard. Air: 27 °C DB / 19 °C WB. Water in/ out: 7 °C / 12 °C. 2) Air: 20 °C. Water in/out: 50 °C / 45 °C. 3) The sound pressure levels are based on (NR) characteristics of a room having volume of 100 m³ with reverberation of 0.5 seconds.

Technical focus

- Cooling capacity from 0.5 to 9.6 kW
- Heating capacity from 0.6 to 13.6 kW
- Low energy consumption EC fan(s)

Main features and accessories

- 2 and 4-pipe configurations
- Left or right hand arrangements
- Ease of installation
- Very low acoustic levels
- 2 way or 3 way ON/OFF valves
- Auxiliary drain pan
- Air intake with removable grid
- G2 filter

Operating limits	
Entering water temperature	From 5 to 90 °C
Indoor air temperature	From 5 to 32 °C

ErP
EC MOTOR GREEN VENTILATION

ERP 2018: compliant following COMMISSION REGULATION (EU) No2016/2281.

Fan coils - floor-standing chassis (AC)

Optional controller. Wired remote controller.
PAW-FC-903TC

Optional controller. Advanced wired remote controller.
PAW-FC-RC1

Optional controller. Integrated controller for Floor-standing fan coil (AC).
PAW-FC-RCFS

2-pipe	**Left connection (PAW-)**		**FC2A-P010L**	**FC2A-P020L**	**FC2A-P030L**	**FC2A-P040L**	**FC2A-P050L**	**FC2A-P060L**	**FC2A-P070L**	**FC2A-P080L**
	Right connection (PAW-)		**FC2A-P010R**	**FC2A-P020R**	**FC2A-P030R**	**FC2A-P040R**	**FC2A-P050R**	**FC2A-P060R**	**FC2A-P070R**	**FC2A-P080R**
Total cooling capacity [1]	Med/S-Hi	kW	1.0/1.5	1.2/1.7	2.0/2.5	2.4/3.2	3.2/4.6	4.6/5.8	6.1/7.3	6.1/8.1
Sensible capacity [1]	Med/S-Hi	kW	0.8/1.1	0.9/1.3	1.5/1.9	1.8/2.3	2.2/3.3	3.3/4.5	4.3/5.1	4.6/6.3
Water flow	Med/S-Hi	l/h	172/250	213/289	341/430	413/547	544/798	784/1003	1058/1252	1048/1400
Water pressure drop	Med/S-Hi	kPa	19.5/39.2	3.9/6.3	19.3/28.8	17.1/28.0	22.8/46.9	37.4/60.2	15.4/21.5	19.3/32.5
Heating capacity [2]	Med/S-Hi	kW	1.4/2.0	1.5/2.2	2.4/3.1	2.9/4.0	4.1/5.7	5.3/7.1	7.9/9.3	8.1/11.6
4-pipe	**Left connection (PAW-)**		**FC4A-P010L**	**FC4A-P020L**	**FC4A-P030L**	**FC4A-P040L**	**FC4A-P050L**	**FC4A-P060L**	**FC4A-P070L**	**FC4A-P080L**
	Right connection (PAW-)		**FC4A-P010R**	**FC4A-P020R**	**FC4A-P030R**	**FC4A-P040R**	**FC4A-P050R**	**FC4A-P060R**	**FC4A-P070R**	**FC4A-P080R**
Total cooling capacity [1]	Med/S-Hi	kW	0.9/1.3	1.1/1.6	1.9/2.4	2.3/3.0	3.0/4.3	4.4/5.6	5.9/6.9	5.9/8.0
Sensible capacity [1]	Med/S-Hi	kW	0.7/1.0	0.8/1.2	1.5/1.8	1.7/2.2	2.2/3.1	3.2/4.3	4.2/4.9	4.4/6.2
Water flow	Med/S-Hi	l/h	159/225	192/268	327/414	388/517	522/748	756/967	1019/1193	1020/1380
Water pressure drop	Med/S-Hi	kPa	15.2/29.0	3.4/5.6	9.5/14.4	22.3/36.8	12.8/25.1	27.7/44.5	17.9/24.4	31.1/53.6
Heating capacity [2]	Med/S-Hi	kW	0.7/1.0	0.9/1.1	1.4/1.6	1.6/2.1	2.3/2.6	2.9/3.3	3.6/4.0	5.6/6.1
Water flow	Med/S-Hi	l/h	127/178	146/190	232/274	273/354	401/443	505/560	626/682	963/1052
Water pressure drop	Med/S-Hi	kPa	3.5/5.6	3.2/5.3	9.0/11.9	26.5/42.7	24.6/29.5	43.9/52.9	117.9/137.8	63.7/75
Sound levels										
Global sound power level	S-Lo/Med/S-Hi	dB(A)	33/40/49	31/43/50	30/45/52	30/44/51	34/46/56	38/51/58	43/56/61	50/55/64
Global sound pressure level [3]	S-Lo/Med/S-Hi	dB(A)	24/31/40	22/34/41	21/36/43	21/35/42	25/37/47	29/42/49	34/47/52	41/46/55
Fan										
Number			1	1	1	2	2	2	2	3
Air flow 2-pipe	Med/S-Hi	m³/h	190/283	179/265	274/390	357/499	486/716	640/933	893/1064	936/1397
Air flow 4-pipe	Med/S-Hi	m³/h	168/253	161/241	263/369	335/467	466/542	614/723	859/944	905/1042
Filter			G2	G2	G2	G2	G2	G2	G2	G2
Electrical data										
Power supply	Voltage	V	230	230	230	230	230	230	230	230
	Phase		Single phase	Single phase	Single phase	Single phase	Single phase	Single phase	Single phase	Single phase
	Frequency	Hz	50/60	50/60	50/60	50/60	50/60	50/60	50/60	50/60
Power consumption 2-pipe	Med/S-Hi	W	24/36	18/29	37/45	37/56	55/72	75/105	100/147	112/188
Power consumption 4-pipe	Med/S-Hi	W	24/36	18/28	37/44	37/55	54/70	74/104	99/145	112/188
Water connections										
Type			Female gas threaded	Female gas threaded	Female gas threaded	Female gas threaded	Female gas threaded	Female gas threaded	Female gas threaded	Female gas threaded
2-pipe		Inch	1/2	1/2	1/2	1/2	1/2	1/2	3/4	3/4
4-pipe	Cooling	Inch	1/2	1/2	1/2	1/2	1/2	1/2	3/4	3/4
	Heating	Inch	1/2	1/2	1/2	1/2	1/2	1/2	1/2	1/2
Dimensions and weight										
Dimensions	H x W x D	mm	477 x 225 x 766	766 x 225 x 477	477 x 225 x 951	477 x 225 x 1136	477 x 225 x 1321	477 x 225 x 1506	575 x 225 x 1319	575 x 225 x 1506
Weight	2 / 4-pipes	kg	19/20	19/20	22/23	27/29	30/32	35/37	35/37	47/49
2-pipe RRP		**£**	**299**	**312**	**334**	**391**	**436**	**473**	**531**	**750**
4-pipe RRP		**£**	**325**	**330**	**355**	**416**	**463**	**505**	**568**	**797**

1) According to Eurovent standard. Air: 27 °C DB / 19 °C WB. Water in/ out: 7 °C / 12 °C. 2) Air: 20 °C. Water in/out: 50 °C / 45 °C. 3) The sound pressure levels are based on (NR) characteristics of a room having volume of 100 m³ with reverberation of 0.5 seconds.

Technical focus

- Cooling capacity from 0.7 to 8.1 kW
- Heating capacity from 0.7 to 10.3 kW
- 5-speed AC fan motor(s)

Main features and accessories

- 2 and 4-pipe configurations
- Left or right hand arrangements
- Ease of installation
- Very low acoustic levels
- 2 way or 3 way ON/OFF valves
- Auxiliary drain pan
- Air intake with removable grid
- G2 filter
- PAW-FC-SFS feet for floor-standing units

Operating limits	
Entering water temperature	From 5 to 90 °C
Indoor air temperature	From 5 to 32 °C

ErP

ERP 2018: compliant following COMMISSION REGULATION (EU) No2016/2281.

Fan coils - floor-standing chassis (EC)

Optional controller. Wired remote controller for EC fans.
PAW-FC-907TC

2-pipe	**Left connection (PAW-)**		**FC2E-P010L**	**FC2E-P020L**	**FC2E-P030L**	**FC2E-P040L**	**FC2E-P050L**	**FC2E-P060L**	**FC2E-P070L**	**FC2E-P080L**
	Right connection (PAW-)		**FC2E-P010R**	**FC2E-P020R**	**FC2E-P030R**	**FC2E-P040R**	**FC2E-P050R**	**FC2E-P060R**	**FC2E-P070R**	**FC2E-P080R**
Total cooling capacity [1]	Med/S-Hi	kW	1.2/2.1	1.4/2.4	2.1/3.1	2.9/4.2	4.0/5.0	4.5/5.2	5.9/6.9	6.5/8.8
Sensible capacity [1]	Med/S-Hi	kW	1.1/1.9	1.1/1.9	1.6/2.4	2.1/3.0	3.0/3.7	3.5/4.0	4.3/5.2	4.8/6.6
Water flow	Med/S-Hi	l/h	210/356	237/406	354/532	506/722	685/743	767/800	1008/1098	1111/1254
Water pressure drop	Med/S-Hi	kPa	28.2/76.9	4.6/11.0	20.5/42.1	24.4/46.3	35.1/41.0	35.8/38.8	14.0/16.6	21.4/26.6
Heating capacity [2]	Med/S-Hi	kW	1.6/2.9	1.9/3.3	2.2/3.4	3.0/5.3	5.2/5.5	5.9/6.1	7.3/8.2	8.0/9.3
4-pipe	**Left connection (PAW-)**		**FC4E-P010L**	**FC4E-P020L**	**FC4E-P030L**	**FC4E-P040L**	**FC4E-P050L**	**FC4E-P060L**	**FC4E-P070L**	**FC4E-P080L**
	Right connection (PAW-)		**FC4E-P010R**	**FC4E-P020R**	**FC4E-P030R**	**FC4E-P040R**	**FC4E-P050R**	**FC4E-P060R**	**FC4E-P070R**	**FC4E-P080R**
Total cooling capacity [1]	Med/S-Hi	kW	1.1/1.9	1.2/2.2	1.9/2.9	2.7/4.0	3.6/4.6	4.1/4.9	5.1/6.4	6.2/9.6
Sensible capacity [1]	Med/S-Hi	kW	0.9/1.7	1.0/1.8	1.5/2.2	1.9/2.8	2.8/3.5	3.2/3.8	3.8/4.8	4.6/7.2
Water flow	Med/S-Hi	l/h	185/327	206/375	321/493	457/681	625/686	707/749	886/977	1070/1242
Water pressure drop	Med/S-Hi	kPa	20.1/59.2	3.7/9.7	9.2/19.7	29.6/60.1	17.9/21.3	24.3/27.2	13.6/16.5	33.9/44.3
Heating capacity [2]	Med/S-Hi	kW	0.8/1.4	0.9/1.5	1.4/1.8	2.0/2.8	2.4/2.5	2.9/3.1	3.4/3.6	5.9/6.9
Water flow	Med/S-Hi	l/h	140/235	161/255	243/304	350/483	416/438	503/531	583/614	1011/1194
Water pressure drop	Med/S-Hi	kPa	4.0/8.4	3.8/9.4	9.7/14.1	41.8/76.3	26.3/28.9	43.6/48.1	103.8/113.9	69.7/95.1
Sound levels										
Global sound power level	S-Lo/Med/S-Hi	dB(A)	34/47/60	34/47/60	31/50/59	29/44/52	30/51/57	32/54/58	40/54/59	51/56/64
Global sound pressure level [3]	S-Lo/Med/S-Hi	dB(A)	25/38/51	25/38/51	22/41/50	20/35/43	21/42/48	23/45/49	31/45/50	42/47/55
Fan										
Number			1	1	1	2	2	2	2	3
Air flow 2-pipe	Med/S-Hi	m³/h	228/417	234/413	380/585	412/678	645/702	737/779	850/950	927/1093
Air flow 4-pipe	Med/S-Hi	m³/h	199/379	200/380	342/540	369/627	587/646	668/716	798/894	884/1079
Filter			G2	G2	G2	G2	G2	G2	G2	G2
Electrical data										
Power supply	Voltage	V	230	230	230	230	230	230	230	230
	Phase		Single phase	Single phase	Single phase	Single phase	Single phase	Single phase	Single phase	Single phase
	Frequency	Hz	50/60	50/60	50/60	50/60	50/60	50/60	50/60	50/60
Power consumption 2-pipe	Med/S-Hi	W	11/41	13/41	16/42	13/43	24/46	30/54	44/77	42/108
Power consumption 4-pipe	Med/S-Hi	W	11/39	13/40	15/40	12/42	23/44	28/52	43/75	41/116
Water connections										
Type			Female gas threaded	Female gas threaded	Female gas threaded	Female gas threaded	Female gas threaded	Female gas threaded	Female gas threaded	Female gas threaded
2-pipe		Inch	1/2	1/2	1/2	1/2	1/2	1/2	3/4	3/4
4-pipe	Cooling	Inch	1/2	1/2	1/2	1/2	1/2	1/2	3/4	3/4
	Heating	Inch	1/2	1/2	1/2	1/2	1/2	1/2	1/2	1/2
Dimensions and weight										
Dimensions	H x W x D	mm	477 x 225 x 766	766 x 225 x 477	477 x 225 x 951	477 x 225 x 1136	477 x 225 x 1321	477 x 225 x 1506	575 x 225 x 1319	575 x 225 x 1506
Weight	2 / 4-pipes	kg	19/20	19/20	22/23	27/29	30/32	35/37	35/37	47/49
2-pipe RRP		**£**	**453**	**465**	**487**	**544**	**588**	**626**	**687**	**906**
4-pipe RRP		**£**	**478**	**483**	**508**	**568**	**616**	**658**	**724**	**953**

1) According to Eurovent standard. Air: 27 °C DB / 19 °C WB. Water in/ out: 7 °C / 12 °C. 2) Air: 20 °C. Water in/out: 50 °C / 45 °C. 3) The sound pressure levels are based on (NR) characteristics of a room having volume of 100 m³ with reverberation of 0.5 seconds.

Technical focus

- Cooling capacity from 0.5 to 9.6 kW
- Heating capacity from 0.6 to 13.6 kW
- Low energy consumption EC fan(s)

Main features and accessories

- 2 and 4-pipe configurations
- Left or right hand arrangements
- Ease of installation
- Very low acoustic levels
- 2 way or 3 way ON/OFF valves
- Auxiliary drain pan
- Air intake with removable grid
- G2 filter
- PAW-FC-SFS feet for floor-standing units

Operating limits	
Entering water temperature	From 5 to 90 °C
Indoor air temperature	From 5 to 32 °C

ErP
EC MOTOR GREEN VENTILATION

ERP 2018: compliant following COMMISSION REGULATION (EU) No2016/2281.

Fan coils - wall-mounted (AC)

Optional controller. Wired remote controller.
PAW-FC-903TC

Optional controller. Advanced wired remote controller.
PAW-FC-RC1

Infrared remote supplied with IR versions.
IR Controller

2-pipe			PAW-FC2A-K007 PAW-FC2A-K007IR	PAW-FC2A-K009 PAW-FC2A-K009IR	PAW-FC2A-K018 PAW-FC2A-K018IR	PAW-FC2A-K022 PAW-FC2A-K022IR
Total cooling capacity [1]	Med/Hi	kW	1.3/1.7	1.7/2.4	3.0/3.5	3.1/3.9
Sensible capacity [1]	Med/Hi	kW	1.0/1.2	1.3/1.9	2.3/2.7	2.5/3.1
Water flow	Med/Hi	l/h	231/287	291/418	508/609	535/669
Water pressure drop	Med/Hi	kPa	24.9/30.9	27.0/40.0	41.3/55.6	33.7/45.2
Heating capacity [2]	Med/Hi	kW	1.7/2.0	2.0/2.7	3.2/4.0	3.7/4.4
Sound levels						
Sound power level	Lo/Med/Hi	dB(A)	45/49/51	47/52/57	49/53/56	53/57/63
Sound pressure level [3]	Lo/Med/Hi	dB(A)	30/33/35	32/36/40	39/41/43	39/43/48
Fan						
Number			1	1	1	1
Air flow	Med/Hi	m³/h	321/360	413/551	592/680	709/850
Filter			G1	G1	G1	G1
Electrical data						
Power supply	Voltage	V	230	230	230	230
	Phase		Single phase	Single phase	Single phase	Single phase
	Frequency	Hz	50	50	50	50
Fuse Rating		A	3	3	3	3
Power consumption	Med/Hi	W	42/62	47/59	50/55	55/70
Water connections						
Type			Female gas threaded	Female gas threaded	Female gas threaded	Female gas threaded
Connections		Inch	1/2	1/2	1/2	1/2
Dimensions and weight						
Dimensions	H x W x D	mm	275x180x845	275x180x845	298 x200x940	298 x200x940
Weight		kg	11	11	13	13
RRP		**£**	**361**	**387**	**435**	**472**
RRP with IR Controller		**£**	**399**	**420**	**463**	**505**

1) According to Eurovent standard. Air: 27 °C DB / 19 °C WB. Water in/out: 7 °C / 12 °C. 2) According to Eurovent standard. Air: 20 °C. Water in/out: 45 °C / 40 °C. 3) Sound pressure considering a local of 100 m³ a reverberation time of 0.5 seconds and a distance of 1 m.

Technical focus

- 4 sizes
- Cooling capacity from 1.0 to 3.9 kW
- Heating capacity from 1.4 to 4.1 kW
- Version: 2-pipes, AC fan

Main features and accessories

- 2 way or 3 way valve ON/OFF
- 3-speed AC fan motor
- Silent unit for optimum customer comfort
- Aesthetic design suitable for residential and hotel applications
- Compatible with IR controller (supplied with IR versions)
- Coil with hydrophilic fins to improve the condensate flow

Operating limits	
Entering water temperature	From 5 to 60 °C
Indoor air temperature	From 6 to 40 °C

ErP

ERP 2018: compliant following COMMISSION REGULATION (EU) No2016/2281.

Smart fan coils



Built-in advanced thermostat.

			PAW-AAIR-200-2	PAW-AAIR-700-2	PAW-AAIR-900-2
Total cooling capacity	Lo/Med/Hi	W	0.2/0.3/0.6	0.8/1.0/1.2	1.2/1.5/1.7
Sensible cooling capacity	Lo/Med/Hi	W	0.2/0.3/0.5	0.6/0.9/1.1	1.1/1.4/1.6
Water flow	Lo/Med/Hi	kg/h	40.0/59.0/95.0	129.0/178.0/207.0	198.0/261.0/300.0
Water pressure drop	Lo/Med/Hi	kPa	0.4/2.0/2.9	1.0/2.0/2.0	6.0/9.0/12.0
Inlet water temperature		°C	10	10	10
Outlet water temperature		°C	15	15	15
Inlet air temperature		°C	27.0	27.0	27.0
Outlet air temperature	Lo/Med/Hi	°C	15.0/17.0/18.0	14.0/16.0/17.0	16.0/17.0/18.0
Relative humidity of inlet air		%	47	47	47
Total heating capacity	Lo/Med/Hi	W	0.2/0.5/0.6	0.7/1.0/1.2	0.9/1.4/1.7
Water flow	Lo/Med/Hi	kg/h	37.3/80.8/98.0	121.8/177.5/204.3	152.4/244.2/292.9
Water pressure drop	Lo/Med/Hi	kPa	0.4/2.0/2.9	0.3/0.8/1.0	0.5/1.6/2.2
Inlet water temperature		°C	35	35	35
Outlet water temperature		°C	30	30	30
Inlet air temperature		°C	19.0	19.0	19.0
Outlet air temperature	Lo/Med/Hi	°C	38.9/32.0/30.0	33.3/31.8/30.6	30.2/31.1/30.6
Air flow	Lo/Med/Hi	m³/min	0.9/1.9/2.7	2.6/4.2/5.3	4.1/6.1/7.7
Maximum input power	Lo/Med/Hi	W	7.0/9.0/13.0	14.0/18.0/22.0	16.0/20.0/24.0
Sound pressure	Lo/Med/Hi	dB(A)	23/33/40	24/36/42	25/36/44
Dimension (H x W x D)		mm	735 x 579 x 129	935 x 579 x 129	1135 x 579 x 129
Net weight		kg	17	20	23
3 Ways valve included			Yes	Yes	Yes
Touch screen thermostat			Yes	Yes	Yes
RRP		**£**	**614**	**665**	**796**

Accessories		RRP £
PAW-AAIR-LEGS-1	Kits of 2 legs to protect the water pipings	**47**

Accessories		RRP £
PAW-AAIR-RHCABLE	Motor connection cable for units with hydraulic connections on the right	**21**

* Smart fan coils is produced by Innova.

Stylish floor-standing fan coils with advanced controller

The slimline of Smart fan coils delivers high efficiency climate control.

With a depth of just under 13cm they are at the cutting edge of the market. Blending easily into the home, Smart fan coil's elegant design and product refinements are clear to see in every detail.

Exceptional ventilation efficiency means the motor uses considerably less energy (low wattage). The fan speed is continuously modulated by the temperature controller with proportional integral logic, with undoubted advantages for regulating the temperature and humidity in summer mode.

With standard cast radiators.

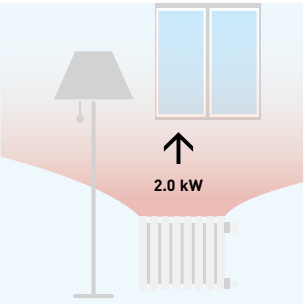

Water at 65 °C needed.

With Smart fan coil.

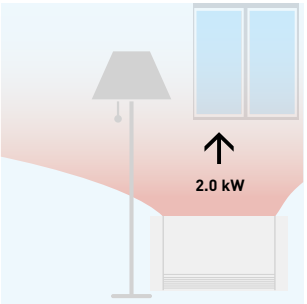

Water at 35 °C needed.

Technical focus

- 4 operation modes (auto, silent, night-time and maximum ventilation speed)
- Exclusive design
- Extremely compact (only 12.9cm deep)
- Cooling and dehumidification functions possible (drain is needed)
- 3-way valve included (no overflow valve needed on the installation if more than 3 units installed)
- Touch screen thermostat

All temperature curves and capacity are available on www.panasonicproclub.com

Wired controllers for AC and EC fan coils

Advanced wired remote controller (AC)

PAW-FC-RC1
This advanced controller provides a higher level of comfort in heating. The sensor can be used as a water flow sensor, stopping the fan when the water temperature is low, avoiding cold drafts in winter.

Features:
· For 2-pipe and 4-pipe, AC fan
· Change Over function (cold draft prevention)
· Room thermostat
· 3 outputs, 230 V relays for fan control
· 2 outputs, 230 V relays for heating / cooling control
· Connection to BMS - Modbus RTU slave
· 1 DI for presence detection (key card switch)
· 1 AI for sensor

Wired remote controller (EC)

PAW-FC-907TC
Stylish and sophisticated design with backlit LCD display, is suitable for installation within a wide variety of locations such as office, hotel and residential applications. By connecting the controller to the range of EC fan coils, the user can take advantage of the improved performance, higher levels of efficiency and thus improved energy savings.

Features:
· For 2-pipe and 4-pipe, EC fan
· Back lit LCD screen with touch control
· Adjustable range EC fan control
· Economiser
· Connection to BMS via Modbus
· 1 DI for presence detection (key card switch)

Wired remote controller (AC)

PAW-FC-903TC
Feature rich and perfectly adapted to control AC fan coils, the PAW-FC-903TC is the ideal addition for any fan coil. With intuitive user interface provided by the push button control and large LCD display, it will fit seamlessly with almost any location.

Features:
· For 2-pipe, AC fan
· Back lit LCD screen
· 3 speed control relay, for fan
· Economizer

Built-in controller for Floor-standing (AC)

PAW-FC-RCFS
Built-in basic controller fan floor-standing units , for 2-pipe and 4-pipe, AC fan.

Fan coil accessories

Remote controllers

Wired remote controller for fan coil.
PAW-FC-903TC — 73 £

Advanced wired remote controller for fan coil.
PAW-FC-RC1 — 81 £

Optional wired remote controller for EC fan.
PAW-FC-907TC — 124 £

Built-in controller for Floor-standing (AC).
PAW-FC-RCFS — 97 £

Fan coil ceiling, floor-standing and ducted valve accessories

2 way valve + drain pan for 2-pipe ceiling, floor-standing and ducted models 010-060.
PAW-FC-2WY-11/55-1 — 57 £

2 way valve + drain pan for 2-pipe ceiling, floor-standing and ducted models 070-080.
PAW-FC-2WY-65/90-1 — 65 £

2 way valve + drain pan for 2-pipe ducted model F040.
PAW-FC-2WY-F040 — 77 £

3 way valve + drain pan for 2-pipe ceiling, floor-standing and ducted models 010-060.
PAW-FC-3WY-11/55-1 — 84 £

3 way valve + drain pan for 2-pipe ceiling, floor-standing and ducted models and 070-080.
PAW-FC-3WY-65/90-1 — 95 £

3 way valve + drain pan for 2-pipe ducted model F040.
PAW-FC-3WY-F040 — 126 £

2 way valve + drain pan for 4-pipe ceiling, floor-standing and ducted models 010-060.
PAW-FC4-2WY-010 — 106 £

2 way valve + drain pan for 4-pipe ceiling, floor-standing and ducted models 070-080.
PAW-FC4-2WY-070 — 114 £

2 way valve + drain pan for 4-pipe ducted model F040.
PAW-FC4-2WY-F040 — 134 £

3 way valve + drain pan for 4-pipe ducted, ceiling and floor-standing model 010.
PAW-FC4-3WY-010 — 171 £

3 way valve + drain pan for 4-pipe ceiling, floor-standing and ducted models 020-060.
PAW-FC4-3WY-020 — 171 £

3 way valve + drain pan for 4-pipe ceiling, floor-standing and ducted models 070-080.
PAW-FC4-3WY-070 — 210 £

3 way valve + drain pan for 4-pipe ducted model F040
PAW-FC4-3WY-F040 — 238 £

Fan coil high static ducted valve accessories

2 way valve + drain pan for 2-pipe high static ducted models E070.
PAW-FC2-2WY-E070 — 148 £

2 way valve + drain pan for 2-pipe high static ducted models E150-E180.
PAW-FC-2WY-150 — 139 £

2 way valve + drain pan for 2-pipe high static ducted models E210-E240.
PAW-FC2-2WY-E210 — 210 £

3 way valve + drain pan for 2-pipe high static ducted models E070.
PAW-FC2-3WY-E070 — 261 £

3 way valve + drain pan for 2-pipe high static ducted models E150-E180.
PAW-FC-3WY-150 — 180 £

3 way valve + drain pan for 2-pipe high static ducted models E210-E240.
PAW-FC2-3WY-E210 — 328 £

2 way valve + drain pan for 4-pipe high static ducted model E070.
PAW-FC4-2WY-E070 — 234 £

2 way valve + drain pan for 4-pipe high static ducted models E150-E180.
PAW-FC4-2WY-E150 — 240 £

2 way valve + drain pan for 4-pipe high static ducted models E210-E240.
PAW-FC4-2WY-E210 — 294 £

3 way valve + drain pan for 4-pipe high static ducted model E070.
PAW-FC4-3WY-E070 — 360 £

3 way valve + drain pan for 4-pipe high static ducted models E150-E180.
PAW-FC4-3WY-E150 — 360 £

3 way valve + drain pan for 4-pipe high static ducted models E210-E240.
PAW-FC4-3WY-E210 — 412 £

Fan coil cassette valve accessories

2 way valve + drain pan for 2-pipe cassette models U020-U040.
PAW-FC2-2WY-U020 — 170 £

2 way valve + drain pan for 2-pipe cassette models U050-U070.
PAW-FC2-2WY-U050 — 170 £

3 way valve + drain pan for 2-pipe cassette models U020-040.
PAW-FC2-3WY-U020 — 170 £

3 way valve + drain pan for 2-pipe cassette models U050-070.
PAW-FC2-3WY-U050 — 170 £

2 way valve + drain pan for 4-pipe cassette models U020-U040.
PAW-FC4-2WY-U020 — 284 £

2 way valve + drain pan for 4-pipe cassette models U050-U070.
PAW-FC4-2WY-U050 — 284 £

3 way valve + drain pan for 4-pipe cassette models U020-U040.
PAW-FC4-3WY-U020 — 84 £

3 way valve + drain pan for 4-pipe cassette models U050-U070.
PAW-FC4-3WY-U050 — 284 £

Fan coil wall-mounted valve accessories

2 way valve + drain pan for 2-pipe wall-mounted K007-K022.
PAW-FC2-2WY-K007 — 70 £

3 way valve + drain pan for 2-pipe wall-mounted k007-K022.
PAW-FC2-3WY-K007 — 113 £

CO2
REFRIGERATION

Panasonic condensing units with natural refrigerant

Panasonic's CR Series of CO_2 condensing units provide the ideal solution for supermarkets, convenience stores and gas stations.
Keeping food always fresh at right temperature in showcases or cold rooms is a very critical point. And one of the biggest challenges for those retailers has been the expensive effects of refrigeration breakdowns which can result in costly product wastage.

Choose the green solution by Panasonic → 216

CO_2 Condensing units → 217

Choose the green solution by Panasonic

Why CO_2?: Natural refrigerant

EU F-Gas Regulation is a key priority for European countries. It ensures compliance with the Kigali Amendment supporting international climate commitments on greenhouse gases and leading the global transition to climate-friendly HFC-free technologies. Carbon dioxide (R–744) is regaining its place in the refrigeration world. Driven by environmental concerns, legislation is requiring increased adoption of 'alternative' refrigerants, of which CO_2 is one.

The following table shows how well R744 (CO_2) performs regarding environmental impact and safety.

ODP (Ozone Depletion Potential) = 0 - GWP (Global Warming Potential) = 1					
	Next generation refrigerant			Current refrigerant	
	CO_2	Ammonia	Isobutane	R410A	R404A
ODP	**0**	0	0	0	0
GWP	**1**	0	4	2090	3920
Flammability	**Non flammable**	Light flammable	Flammable	Non flammable	Non flammable
Toxicity	**No**	Yes	No	No	No

CO_2 transcritical condensing units CR Series

- Set-points at medium or low temperature available depending on applications
- High COP at high ambient temperature thanks to Panasonic's 2-stage compression CO_2 rotary compressor
- Compact and extremely quiet
- Transfer pressure control for stable expansion valve control in showcases (1000VF8 and 1000VF8A models only)

* SEPR values has been tested at 3-part laboratory.

CR Series	Low temperature	Medium temperature	ET (Evaporation Temperature) Set points range
OCU-CR200VF5	✔	✔	-45 ~ -5 °C
OCU-CR400VF8	—	✔	-20 ~ -5 °C
OCU-CR1000VF8	—	✔	-20 ~ -5 °C
OCU-CR1000VF8A	✔	✔	-45 ~ -5 °C

MT/LT TYPE
200VF5
4 kW / 2 kW

MT TYPE
400VF8
7,5 kW

MT TYPE
1000VF8 - 15 kW

MT/LT TYPE
1000VF8A
16 kW / 8 kW

3,83
SEPR COOLING*

1,92
SEPR FREEZING*





16 kW MT/LT Type (1000VF8A)

Both MT and LT options.
Maximum cooling capacity.
MT: Up to 16 kW.
LT: Up to 8 kW.

Flexible installation.
- Maximum piping length: 100 m
- High external static pressure: 58Pa
- Up scales tank 12 L

This 12 L tank keeps inside extra amount of refrigerant when the system stops.
Also helping installers by making wider tolerance from optimum charge.

Saving installation time with Plug & Play kit

To ensure a quick and easy install of the product, Panasonic has designed a one box solution that includes the condensing unit, a panel pre-programmed controller, electronic expansion and all required sensors in addition to providing easy to understand instructions.



Modbus compatible with monitoring system

Panasonic CO_2 condensing unit CR Series can be supervised by major monitoring system such as CAREL, Eliwell and Danfoss. Monitoring system ensures the recording, monitoring and reporting of temperature conditions etc... of entire CO_2 condensing units system at shops.

Monitoring system		
CAREL	Danfoss	eliwell by Schneider Electric
Standard boss & boss-mini	AK-SM Series	TelevisGo

CO_2 Condensing units

Please contact Panasonic for RRP.

Standard model			**OCU-CR200VF5**		**OCU-CR400VF8**	**OCU-CR1000VF8**	**OCU-CR1000VF8A**	
PRV inclusive model			**OCU-CR200VF5-PRV**		**OCU-CR400VF8-PRV**	**OCU-CR1000VF8-PRV**	**OCU-CR1000VF8A-PRV**	
Anti corrosion coating model			**OCU-CR200VF5-SL**		**OCU-CR400VF8-SL**	**OCU-CR1000VF8-SL**	**OCU-CR1000VF8A-SL**	
Type (MT: medium temp. LT: low temp.)			**MT (4 kW) / LT (2 kW)**		**MT (7,5 kW)**	**MT (15 kW)**	**MT(16 kW) / LT (8 kW)**	
Power supply	Voltage	V	220/230/240		380/400/415	380/400/415	380/400/415	
	Phase		Single phase		Three phase	Three phase	Three phase	
	Frequency	Hz	50		50	50	50	
Cooling capacity at ET -10 °C AT 32 °C		kW	3,70		7,10	14,00	15,10	
Cooling capacity at ET -35 °C AT 32 °C		kW	1,80		—	—	8,00	
Evaporator connection			Multiple		Multiple	Multiple	Multiple	
Evaporation temperature	Min ~ Max	°C	-45~-5		-20~-5	-20~-5	-45~-5	
Ambient temperature	Min ~ Max	°C	-15~+43		-15~+43	-15~+43	-15~+43	
Refrigerant			R744		R744	R744	R744	
Design pressure liquid line		Mpa	12		8	8	8	
Design pressure suction line		Mpa	8		8	8	8	
User system external alarm. Digital input. Non-voltage contact			Yes		Yes	Yes	Yes	
Liquid tube electromagnetic valve		Vac	220/230/240		380/400/415	220/230/240	220/230/240	
Showcase operation ON/OFF signal. Digital input. Non-voltage contact			Yes		Yes	Yes	Yes	
Modbus communication line (RS485)		Ports	2		2	2	2	
Compressor type			2- stage rotary		2- stage rotary	2- stage rotary	2- stage rotary	
Dimension	H x W x D	mm	930x900x437		948x1143x609	1941x890x890	1941x890x890	
Net weight		Kg	70		136	293	320	
Pipe diameter	Suction pipe	Inch (mm)	3/8(9,52)		1/2(12,70)	3/4(19,05)	3/4(19,05)	
	Liquid pipe	Inch (mm)	1/4(6,35)		3/8(9,52)	5/8(15,88)	5/8(15,88)	
Length of connection piping		m	25		50	100 [1]	100 [1]	
Standard performance	Ambient temperature	°C	32		32	32	32	
	Evaporating temperature	°C	-10	-35	-10	-10	-10	-35
	Cooling capacity	kW	3,70	1,80	7,10	14,00	15,10	8,00
	Power consumption	kW	1,79	1,65	4,00	8,20	8,20	7,57
	Nominal load ampere	A	7,94	7,26	6,14	12,60	12,60	11,60
	Sound pressure level	dB(A)	35,5 [2]	35,5 [2]	33 [3]	36,0 [4]	36,0 [4]	36,0 [4]
PED		CAT	I		II	II	II	
Air flow		m³/min	54		59	220	220	
External static pressure		Pa	17		50	58	58	
Heat recovery port			—		Yes	—	Yes	
Necessary accessories								
Drier filter liquid line, diameter 6,35 mm		**D-152T**	Yes (included: delivered with the unit)		Yes (included: delivered with the unit)	—	—	
Drier filter liquid line, diameter 15,88 mm		**D-155T**	—		—	Yes (included: delivered with the unit)	Yes (included: delivered with the unit)	
Suction filter, diameter 19,05 mm (outer diameter welding)		**S-008T**	—		Yes (included: delivered with the unit)	Yes (included: delivered with the unit)	Yes (included: delivered with the unit)	

Accessories	
PAW-CO2-PANEL	Room and superheat control including both panel + expansion valve
SPK-TU125	Tube connector adaptor for vacuum and service
CZ-CO2LBROL500	Lubrication oil PZ-68S (0,5 L)

Spare parts for service and maintenance	
80203517115003	Lubrication oil PZ-68S (4 L)
80203513180000	Filter dryer D-152T (type CO-082-S)
80203513179000	Filter dryer D-155T (type CO-085-S)

1) PZ-68S (refrigeration oil) must be added if >50 m. 2) ET-10 °C, 65 S-1, 10 m from product. 3) ET-10 °C, 80 S-1, 10 m from product. 4) ET -10 °C, 60 S-1, 10 m from product.

Drier filter liquid line, diameter 6,35 mm.
D-152T

Drier filter liquid line, diameter 15,88 mm.
D-155T

Suction filter, diameter 19,05 mm (outer diameter welding).
S-008T

Room and superheat control including both panel + expansion valve.
PAW-CO2-PANEL

Tube connector adaptor for vacuum and service.
SPK-TU125

Energy saving

R32 — Refrigerant gas R32 Our heat pumps containing the refrigerant R32 show a drastic reduction in the value of Global Warming Potential (GWP).

A++ ErP 55°C — Better efficiency and Value for medium temperature applications. Energy efficiency class up to A++ in a scale from A+++ to D.

A+++ ErP 35°C — Better efficiency and Value for low temperature applications. Energy efficiency class up to A+++ in a scale from A+++ to D.

A+++ 8,5 SEER — Exceptional Seasonal Cooling Efficiency based on the new ErP regulation. Higher SEER ratings mean greater efficiency - year-round cooling savings!

A+++ 5,1 SCOP — Exceptional Seasonal Heating Efficiency based on the new ErP regulation. Higher SCOP ratings mean greater efficiency - year-round heating savings!

38% ECONAVI — Domestic Econavi. Sunlight Sensor technology can detect and reduce the waste of energy by optimising air conditioner operation according to room conditions. With just one touch of a button, you can save energy.

28% ECONAVI — Commercial Econavi. Intelligent Human Activity Sensor and new Sunlight Sensor technologies that can detect and reduces the waste of energy by optimising air conditioner operation according to room conditions. With just one touch of a button, you can save energy.

INVERTER+ — Inverter Plus System classification highlights Panasonic's highest performing systems.

INVERTER — Inverter. The Inverter range provides greater efficiency and comfort. Provides more precise temperature control, without highs and lows, and keeps the ambient temperature constant with lower energy consumption and a significant reduction in noise and vibration levels.

R2 ROTARY COMPRESSOR — Panasonic R2 Rotary Compressor. Designed to withstand extreme conditions, it delivers high performance and efficiency.

HIGH EFFICIENCY COMPRESSOR — High efficiency compressor. Compressors that operate with a wider Hz range realize a more efficient operation throughout the year. For Big PACi Series.

ALL INVERTER COMPRESSORS — All inverter compressors. Multiple large-capacity all inverter compressors (more than 14 HP). Two independently controlled inverter compressors achieve high efficiency. Redesigned components in the body provide performance improvement especially in the rated cooling condition and EER performance.

HIGH COP — High efficiency models performs higher COP than standard units and standard combinations.

GAS POWERED ECO G — ECO G technology offers the best in energy efficiency. ECO G gas VRF is specially designed for buildings where the electricity is restricted or CO_2 emissions must be reduced.

CO_2 R744 — Natural CO_2 / R744. R744 refrigerant provides higher energy saving and lower CO_2 emission compared to R404A. Zero ODP and GWP=1 means natural substance.

HIGH SEER 4,59 — High seasonal efficiency in cooling mode. SEER follows COMMISSION REGULATION (EU) No 2016/2281.

HIGH SCOP 3,43 — High seasonal efficiency in heating mode. SCOP follows COMMISSION REGULATION (EU) No 813/2013.

ErP ✔ — ECOi-W Series are compliant with ErP regulation. SEER follows COMMISSION REGULATION (EU) No 2016/2281. SCOP follows COMMISSION REGULATION (EU) No 813/2013.

EC MOTOR GREEN VENTILATION — EC motor green ventilation. Range of fan coil with improved efficiency with optional EC fan motor.

High performance and indoor air quality

nanoeX — nanoe™ X. Technology with the benefits of hydroxyl radicals has the capacity to inhibit pollutants, viruses, and bacteria to clean and deodorise.

PM2,5 FILTER — PM2,5 filter. Particulate matter (PM2,5) can be found suspended in the air, including dust, dirt, smoke and liquid droplets. This filter can catch PM2,5 particles including hazardous pollutants as well as house dust and pollen.

DUST COLLECTION FILTER — Dust Collection Filter. This filter collects and retains particles suspended in the air, resulting in cleaner air in the room.

19dB(A) — Super Quiet. With Super Quiet technology our devices are quieter than a library (30 dB(A)).

SUPER QUIET — Super quiet. Extra quiet operation is available as standard (with sizes 20 – 40, 140 - 210).

HUMIDITY CONTROL MILD DRY — Fine control helps prevent a rapid decrease in room humidity while maintaining the set temperature. Maintains an RH* up to 10 % higher than cooling operation (*RH: Relative Humidity). Ideal when sleeping with the air conditioner on.

HUMIDITY CONTROL DRY — Mild Dry. By intermittent control of compressor and indoor unit's fan, "Mild Dry" gives you comfort. It realizes efficient dehumidification according to room temperature.

AEROWINGS — More comfort with Aerowings. Direct air flow to the ceiling, creating a shower cooling effect with built-in twin flap.

STATIC PRESSURE UP TO 7 mmAq — Static pressure up to 7 mmAq. Low static pressure hide-away RAC with selectable static pressure up to 7 mmAq.

FILTER INCLUDED — Filter included. Hide-away with filter included.

SUMMER HOUSE — Summer House. This innovative function keeps the house at 8/10 or 8/15 °C to avoid freezing pipes during the winter. This function is beneficial for summer or weekend homes.

BLUEFIN — Bluefin. Panasonic has extended the life of its condensers with an original anti-rust coating.

LARGE FAN — Large fan provides larger air flow rate and very quiet operation at low speed.

DC FAN — DC fan: Safe and precise.

AUTOMATIC FAN — Automatic fan operation. Convenient microprocessor control automatically adjusts fan speed to High, Medium or Low, corresponding to room sensor and maintains comfortable air flow throughout the room.

SELF-DIAGNOSING — Self-diagnosing function. By using electronic control valves past warnings are stored. This makes it easier to diagnose malfunctions, reducing service labour and therefore costs.

AUTO-FLAP CONTROL

Comfortable auto-flap control. When the unit is first turned on, flap position is automatically adjusted in accordance with the cooling or heating operation.

AUTOMATIC RESTART

Automatic restart. Automatic restart function for power failure. Even when power failure occurs, preset programmed operation can be reactivated once power is resumed.

AIR SWEEP

Air Sweep. The air sweep function moves the flap up and down in the air outlet, directing air in a "sweeping" motion around the room and providing comfort in every corner.

BUILT-IN DRAIN PUMP

Built-in drain pump. Maximum head 50cm (or 75cm for U type) from the bottom of the unit.

-10°C

COOLING MODE

Down to -10 °C in cooling mode. The air conditioner works in cooling mode when the outdoor temperature of -10 °C.

-15°C

HEATING MODE

Down to -15 °C in heating mode. The air conditioner works in heat pump mode when the outdoor temperature is as low as -15 °C.

-20°C

OPERATION RANGE

-20 °C operation range. The PRO-HT Tanks work with an outdoor temperature is as low as -20 °C.

52°C

COOLING MODE

Cooling with outdoor temperature up to 52 °C. The ECOi EX system works in cooling mode with performance data at outdoor temperature up to 52 °C.

43°C

AMBIENT TEMPERATURE

Operation range up to 43 °C. The system operates up to 43 °C, allowing for installation in various locations.

ANTI CORROSION COATING

Anti corrosion coating. Selectable fin type with or without an anti corrosion coating. The anti corrosion coating prevents salt damage for a longer lifespan.

HEAT RECOVERY PORT

Heat recovery port. The heat recovery port is available to cut running costs as optional. By utilizing exhausted heat generated by refrigeration to the energy source for heating.

R22 R410A R32

R22/R410A RENEWAL

R410A/R22 renewal. The Panasonic renewal system allows good quality existing R410A or R22 pipe work to be re-used whilst installing new high efficiency R32 systems.

R22 R410A

R22 RENEWAL

R22 renewal. The Panasonic renewal system allows good quality existing R22 pipe work to be re-used whilst installing new high efficiency R410A systems.

High connectivity

ADVANCED CONTROL

Advanced control. Remote controller with full dotted 3,5'' wide back light screen. Menu with 17 available languages easy to use for installer and user. Included on J and H Generation.

INTEGRATION TO P-LINK

Domestic integration to P-Link - CZ-CAPRA1. Can connect RAC range to P-Link. Full control is now possible.

OPTIONAL WI-FI

Internet control. A next generation system providing user-friendly remote control of air conditioning or heat pump units from everywhere, using a simple Android™ or iOS smartphone, tablet or PC via the internet.

BMS CONNECTIVITY

Connectivity. The communication port can be integrated into the indoor unit and provides easy connection to, and control of, your Panasonic heat pump to your home or building management system.

PANASONIC AC SMART CLOUD

Panasonic AC Smart Cloud. The AC Smart Cloud from Panasonic allows you to have complete control of all your installations. In a simple click, receive status updates from all your units in real-time, preventing breakdowns and optimizing costs.

APPROVED PRODUCT

MCS Certificate number: MCS HP0086*. Keymark: Check all our certified heat pumps on: www.heatpumpkeymark.com.

* Not all products certified. As the certification process is on-going and the list of certified products constantly changing, please check for latest details on the official websites.

PACi Fault Codes

Alarm Code	Alarm Meaning
E01	Remote Controller Reception Error
E02	Remote Controller Transmission Error
E03	Error in Indoor Unit Receiving Signal from Remote Controller (central)
E04	Error in Indoor Unit Receiving Signal from the Outdoor Unit
E05	Error in Indoor Unit Transmitting Signal to the Outdoor Unit
E06	Outdoor Unit Failed to Receive Serial Communication Signals from Indoor Unit
E08	Duplicate Indoor Unit Address Settings Error
E09	More Than One Remote Controller Set to Main Error
E12	Automatic Address Setting Start is Prohibited while Auto-address Setting in Progress.
E14	Main Unit duplication in Simultaneous-operation Multi Control (detected outdoor unit)
E15	Automatic Address Alarm (The total capacity of indoor units is too low.)
E16	Automatic Address Alarm (The total capacity of indoor units is too high or the number of indoor units is two or more.)
E18	Faulty Communication in Group Control Wiring
E20	Connection Problem of Indoor/Outdoor Units.
F04	Compressor Discharge Temperature Sensor (TD) Trouble
F06	Inlet Temperature Sensor (C1) in Heat Exchanger Trouble
F07	Intermediate Temperature Sensor (C2) in Heat Exchanger Trouble
F08	Outdoor Air Temperature Sensor (TO) Trouble
F12	Compressor Inlet Suction Temperature Sensor (TS) Trouble
F31	Outdoor Unit Nonvolatile Memory (EEPROM) Trouble
H01	Primary (input) Overcurrent Detected
H02	PAM Trouble
H03	Primary Current CT Sensor (current sensor) Failure
H31	HIC Trouble
L04	Outdoor Unit Address Duplication
L10	Outdoor Unit Capacity not Set or Invalid
L13	Indoor Unit Type Setting Error
L18	4-way Valve Operation Failure
P03	Compressor Discharge Temperature Trouble
P04	High Pressure Trouble
P05	AC Power Supply Trouble
P13	Alarm Valve Open
P14	O2 Sensor Detect
P15	Insufficient Gas Level Detected
P16	Compressor Overcurrent Trouble
P22	Outdoor Unit Fan Motor Trouble
P29	Lack of INV compressor wiring, INV compressor actuation failure (including locked), DCCT failure
P31	Group Control Error

ECOi 3 Pipe Fault Codes

Alarm Code	Alarm Meaning
E01	"Error in receiving serial communication signal. (Signal from main indoor unit in case of group control) Ex: Auto address is not completed."
E02	Error in transmitting serial communication signal.
E03	Indoor unit is detecting error signal from remote controller (and system controller).
E04	"Error in receiving serial communication signal. When turning on the power supply, the number of connected indoor units does not correspond to the number set. (Except R.C. address is "0.")"
E06	Error of the main outdoor unit in receiving serial communication signal from the indoor unit.
E08	Indoor unit address setting is duplicated.
E09	Remote controller address connector (RCU. ADR) is duplicated. (Duplication of main remote controller)
E12	"Starting auto address setting is prohibited. This alarm message shows that the auto address connector CN30 is shorted while other RC line is executing auto address operation."
E18	Error of main indoor unit in receiving serial communication signal from sub indoor units.
E15	Error in auto address setting. (Number of connected indoor units is less than the number set.)
E16	Error in auto address setting. (Number of connected indoor units is more than the number set.)
E20	No indoor unit is connected during auto address setting.
E24	Main outdoor unit is detecting error signal from sub outdoor unit.
E25	Error of outdoor unit address setting.
E26	The number of connected main and sub outdoor units do not correspond to the number set at main outdoor unit PCB.
E27	Improper wiring between main outdoor unit and sub-unit.
E29	Error of sub outdoor unit in receiving serial communication signal from main outdoor unit.
E30	Serial transmission failure of outdoor unit.
E31	Communication failure with MDC
L02	This alarm message shows when an indoor unit for multiple-use is not connected to the outdoor unit.
L03	Duplication of main indoor unit address setting in group control.
L05	Duplicated indoor unit priority (priority indoor unit).
L06	Duplicated indoor unit priority (non-priority indoor unit) and outdoor unit.
L07	Group control wiring is connected to individual control indoor unit.
L08	Indoor unit address is not set.
L09	Capacity code of indoor unit is not set.
L04	Duplication of outdoor R.C. address setting.
L10	Capacity code of outdoor unit is not set.
L11	Incorrect wiring of remote group control wiring (in case of shared solenoid valve kit)
L17	Mis-matched connection of outdoor units that have different kinds of refrigerant.
F01	Indoor coil temp. sensor (E1)
F02	Indoor coil temp. sensor (E2)
F03	Indoor coil temp. sensor (E3)
F10	Indoor suction air (room) temp. sensor (TA)
F11	Indoor discharge air temp. sensor (BL)
F04	Comp. No. 1 discharge gas temp. sensor (DISCH1)
F05	Comp. No. 2 discharge gas temp. sensor (DISCH2)
F06	Outdoor No. 1 coil gas temp. sensor (EXG1)

ECOi 3 Pipe Fault Codes

Alarm Code	Alarm Meaning
F07	Outdoor No. 1 coil liquid temp. sensor (EXL1)
F08	Outdoor air temp. sensor (TO)
F12	Compressor intake temperature sensor (SCT)
F14	Temp. sensor at refrigerant gas outlet of dual-tube (SCG)
F16	High pressure sensor failure. High pressure trouble.
F17	Low-pressure sensor failure
F23	Outdoor No. 2 coil gas temp. sensor (EXG2)
F24	Outdoor No. 2 coil liquid temp. sensor (EXL2)
P01	Thermal protector in indoor unit fan motor is activated.
P09	Improper wiring connections of ceiling panel.
P10	Float switch is activated.
P11	Faulty drain pump. Drain pump locked.
P12	Operation of protective function of fan inverter.
P14	O2 sensor (detects low oxygen level) activated
P02	Compressor thermal protector is activated. Power supply voltage is unusual. (The voltage is more than 260 V or less than 160 V between L and N phase.)
P03	Incorrect discharge temperature. (Comp. No. 1)
P04	High pressure switch is activated.
P05	Negative (defective) phase.
P16	DCCT overcurrent
P17	Incorrect discharge temperature. (Comp. No. 2)
P22	Outdoor unit fan motor is unusual.
P29	Inverter for compressor is unusual. (DC compressor does not operate.)
P31	When alarm message in other indoor units occurs in case of group control, unalarmed state of indoor units are inoperative.
F29	EEPROM on indoor unit PCB failure
F31	EEPROM on the main or sub outdoor unit PCB has failed.
H01	Compressor No. 1 current trouble (overcurrent)
H03	Current is not detected when comp. No. 1 is ON.
H05	Compressor No. 1 discharge temp. sensor disconnected
H11	Compressor No. 2 current trouble (overcurrent)
H12	Compressor No. 2 current trouble (locked)
H13	Compressor No. 2 CT sensor disconnected or short circuit
H15	Compressor No. 2 discharge temp. sensor disconnected
H06	Low pressure switch is activated.
H08	Comp. No. 1 oil sensor
H27	Comp. No. 2 oil sensor
H31	IPM trip (IPM current or temperature)

Notes

Notes

Notes

www.aircon.panasonic.eu

heating & cooling solutions

Due to the ongoing innovation of our products, the specifications of this catalogue are valid barring typographic errors, and may be subject to minor modifications by the manufacturer without prior warning in order to improve the product. The total or partial reproduction of this catalogue is prohibited without the express authorisation of Panasonic Marketing Europe GmbH.

www.eggeassociats.net

Panasonic®

To find out how Panasonic cares for you, log on to:
www.panasonic.co.uk/aircon

General requests:
uk-aircon@eu.panasonic.com

Sales administration team:
Email: uk-aircon-salesadmin@eu.panasonic.com
UK Office: +44 (0) 1344 85 3182

Technical service team:
Email: uk-aircon-tech@eu.panasonic.com
UK Office : +44 (0) 1344 853393

Heating & Cooling Solutions
Panasonic Appliances Air Conditioning Europe (PAPAEU)
Panasonic UK, a branch of Panasonic Marketing Europe GmbH
Registered Office: Maxis 2, Western Road, Bracknell,
Berkshire, RG12 1RT

Do not add or replace refrigerant other than the specified type. Manufacturer is not responsible for the damage and deterioration in safety due to usage of the other refrigerant.
The outdoor units in this catalogue contains fluorinated greenhouse gases with a GWP higher than 150.

UK-PLST- FINALV1