


New Aquarea Price List 2021

Creating sustainable
comfort at home



Editorial

Panasonic – leading the way in Heating and Cooling. With more than 50 years of experience, selling to more than 120 countries around the world, Panasonic is one of the leaders in the heating and cooling sector.

Panasonic: Eco & smart ideas for a sustainable lifestyle.

A better life, a better world. Panasonic is creating a safe and secure society with clean energy.



A desire to create things of value.

Panasonic has constantly added to its guarantee for innovation, taking tomorrow's technologies and applying them to today's needs.



PRO Club. The professional website of Panasonic.

Panasonic has an impressive range of support services for designers, specifiers, engineers and distributors working in the heating and cooling markets.

Aquarea

Aquarea is a ground breaking low energy system for heating and domestic hot water production: delivering outstanding performance, even at extreme outdoor temperatures.

Aquarea All in One Compact.

The Aquarea All in One Compact unit is the ultimate space-saving solution. Its 598 x 600 mm footprint, standard size of other big appliances, reduces the space required for the installation.



New T-CAP Mono-bloc in R32.

Offering the maximum comfort and flexibility, the new Aquarea T-CAP Mono-bloc J Generation in R32 can maintain the heat pump output capacity until -20 °C outdoor temperature or reach up to 65 °C water outlet.

Aquarea Service Cloud for professionals.

Aquarea Service Cloud will activate remote maintenance service while end user is controlling and monitoring its heating and DHW remotely.



Residential ventilation unit with heat recovery.

Ventilation systems with heat recovery offer users a high degree of living comfort thanks to temperature control and clean air.



Quality Management System Certificate



ISO 9001: 2015
Panasonic Appliances Air-Conditioning
Malaysia. Sdn.Bhd.
Cert. No.: AP 1010



GB/T 19001-2016/ISO 9001: 2015
Panasonic Appliances Air-Conditioning
(GuangZhou) Co., Ltd.
Registration Number: 01218Q30835R8L

Environmental Management System Certificate



ISO 14001: 2015
Panasonic Appliances Air-Conditioning
Malaysia Sdn.Bhd.
Cert. No.: EMS 00109



GB/T 24001-2016/ISO 14001: 2015
Panasonic Appliances Air-Conditioning
(GuangZhou) Co., Ltd.
Registration Number: 02118E10944R7M

Panasonic: Eco & smart ideas for a sustainable lifestyle

A better life, a better world.

Panasonic is creating a safe and secure society with clean energy.



Solar Power Generator
HIT solar cells achieve maximum output even on smaller roofs.

Home AV
Panasonic offers a wide range of energy saving home equipment to fulfil a sustainable and comfortable lifestyle.

Heat Pump
The Aquarea Heat Pump is part of a new generation of heating systems that use a renewable, free energy source: air, to heat or cool the home and to produce hot water.

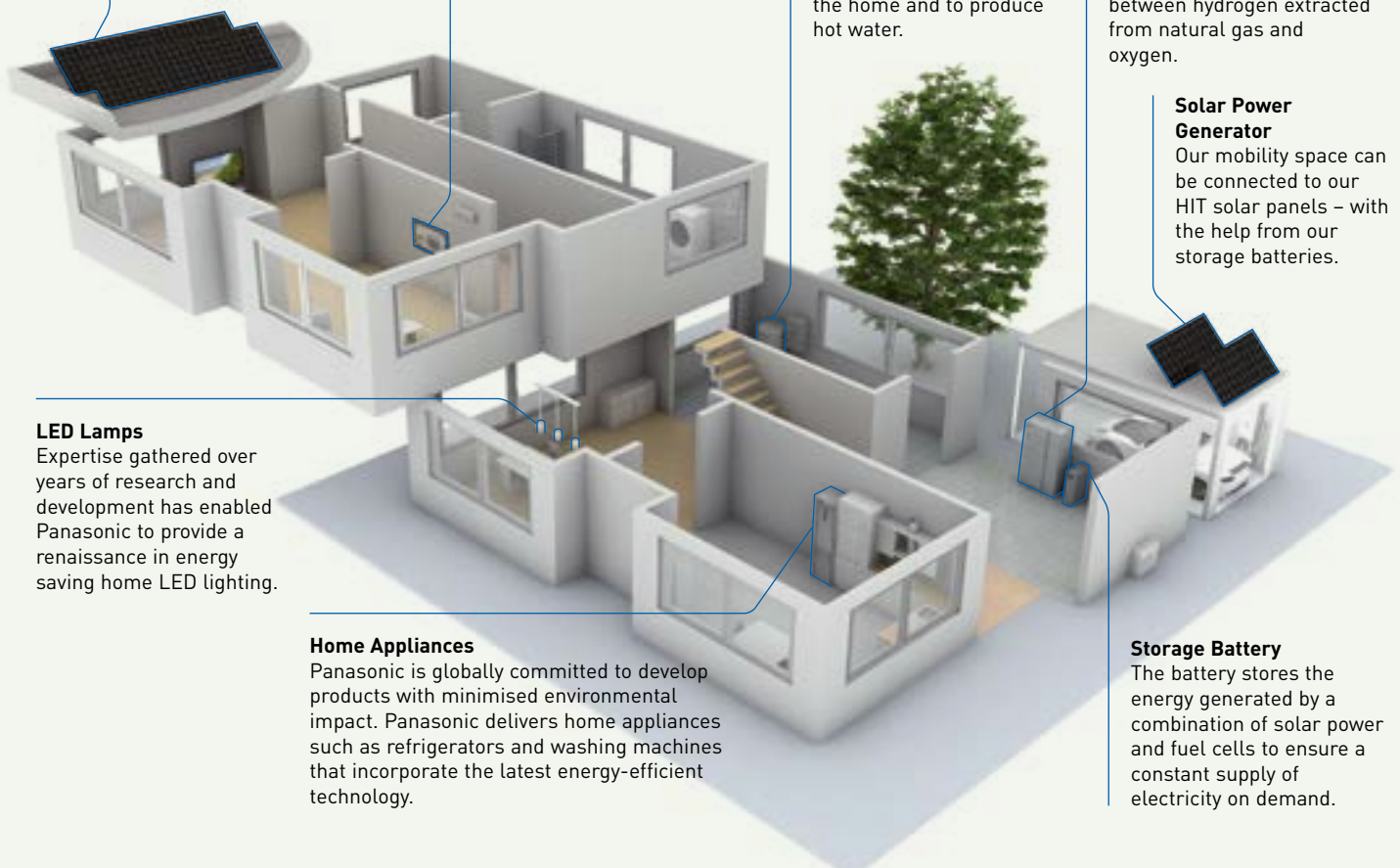
Fuel Cell
The Panasonic Fuel Cell is an energy-creating device, which generates electricity and heat at the same time with chemical reaction between hydrogen extracted from natural gas and oxygen.

Solar Power Generator
Our mobility space can be connected to our HIT solar panels – with the help from our storage batteries.

LED Lamps
Expertise gathered over years of research and development has enabled Panasonic to provide a renaissance in energy saving home LED lighting.

Home Appliances
Panasonic is globally committed to develop products with minimised environmental impact. Panasonic delivers home appliances such as refrigerators and washing machines that incorporate the latest energy-efficient technology.

Storage Battery
The battery stores the energy generated by a combination of solar power and fuel cells to ensure a constant supply of electricity on demand.





www.future-living-berlin.com

**FUTURE LIVING®
BERLIN**

Smart City Quarter Berlin

A European Lighthouse Project for Smart Home & Connected Life. Future Living® Berlin.

The building project Future Living® Berlin is a future model for interconnected urban district. Since 2013 GSW Sigmaringen and Unternehmensgruppe Krebs are developing a model for future living – based on their long term expertise in real estate business and in cooperation with leading international technology companies. In spring 2019 first residents will move into the new quarter. Future Living® Berlin is making use of the increasing possibility to interconnect products and services. Based on this chance smart and intelligent solutions for future living as well for the single apartments as for the quarter are developed. These solutions are enabling residents to use online services in their intelligent housing environment. Based on these opportunities a concept of living for daily routine is developed offering residents comfort, security and time saving.

A special enhancement of Future Living® Berlin is the pre-configuration for different apartments by experts that enable residents to move into a “ready to go” apartment and be directly supported in their daily routines in an intelligent way. By using one central app or native language single apartments can be steered, adopted and individually expanded by future smart products. Cross-linkage of products and technologies provides all residents with a simple access for an exclusive community

care sharing in the residential quarter which is, of course, based on e-mobility and part of an holistic energy concept containing photo-voltaic systems and battery storage. Cooperating with leading technology companies as project partners a continuous and technological progression is guaranteed in the future. Including residents and learning from their usage data participating partner a ready and enabled to improve the offered solutions pointedly further more.

Beside Future Living® Homes there is Future Living® Dialog offering extensive information and use cases for the general public. The project with it's innovative aims is also representing for sustainability and social solutions. Affordable rental and ancillary rental costs result in apartments available for many target groups. Future Living® Berlin is aiming for conceptional and architectural answers for some of the big challenges of our society as demographical changes, energy turnaround and changing mobility manners. With it's comprehensive solution approach it is unique in Europe.

Demographic change, energy revolution and mobility change. We offer solutions for the challenges of our time.

A desire to create things of value

"Recognising our responsibilities as industrialists, we will devote ourselves to the progress and development of society and the well-being of people through our business activities, thereby enhancing the quality of life throughout the world."

Panasonic Corporation's Basic Management Objective, formulated in 1929 by the company's founder, Konosuke Matsushita.



Panasonic launches the first highly efficient air-to-water heat pump in Japan.



Introduces world's first simultaneous 3-Pipe heating/cooling VRF System.



Starts production of absorption chillers.



1958

1971

1975

1982

1985

1989



Panasonic becomes one of the first Japanese air conditioner manufacturers in Europe.



First room air conditioner launched for domestic installation.



Introduces first GHP (gas heat pump) VRF air conditioner.

New Panasonic GHP units. The gas-driven VRF Systems are ideal for projects where power restrictions apply.



Panasonic introduces a new Chiller series which is named as ECOi-W.



World's first air conditioner equipped with nanoe™



New VRF Systems ECOi EX with extraordinary energy saving performance.



2008

2010

2012

2015

2016

2018

2019

Looking ahead



New Aquarea. Panasonic introduces Aquarea, an innovative new, low-energy system in Europe.



The first Hybrid System with VRF and GHP in Europe.



CO₂ condensing units in Europe. The ideal solution for supermarkets, shops and gas stations.



nanoe™ X, technology with the benefits of hydroxyl radicals. Improving protection 24/7.

PRO Club. The professional website of Panasonic

Panasonic, a partner with the knowledge and experience to achieve your objectives and green needs.



Panasonic has an impressive range of support services for designers, specifiers, engineers and distributors working in the heating and cooling markets. Panasonic PRO Club is the online tool which makes your life easier! You just have to register and a lot of functionalities are freely available to you, where ever you are, from your computer or smartphone!

Aquarea Designer

Panasonic provides bespoke software helping system designers, installers and dealers to very quickly design and size systems, create wiring diagrams and issue bills of quantities at the push of a button.



Panasonic helps you to calculate the system label

From 26th September 2015, installers can be assured that all products manufactured after this date will be sold with the required ErP labels which will aid installers with their paperwork. While it is the manufacturer's responsibility to issue their products with the required labels, the installers will need to calculate and issue an efficiency label for the entire heating system. Whether installing a new heating system or installing new boilers, controls or renewables into an existing system, it is, and will continue to be, the installer's responsibility to calculate and issue efficiency labels. Calculators which assist installers with this process are available on the Panasonic Heating and Cooling Solutions website.



PRO Club  Download on www.panasonicproclub.com or connect simply with your smartphone to the PRO Club using this QR



Integrated technology that permits better work, easy installation, high efficiency performance, and energy savings

Our main targets are the distributed services and B2B-integrated solutions.

Panasonic provides a single point of contact for the design and maintenance of your system, making things easy for you. Given our experience in processes, technologies and complex business models, we can offer you effective solutions that reduce costs, whilst also being efficient, user-friendly, reliable and innovative. Another advantage we offer to our clients is a support service for systems integration projects, which we provide through our wide range of services and solutions. As a global company, we have at our disposal the financial, logistical and technical resources to develop complex and wide-ranging solutions, both at country and international level by implementing them both on-time and on-budget.



Bulgaria's stand-out residential building with efficient HVAC solution. **Aquarea**



The Hotel Vincci Gala with efficiency class A, up to 70 % save energy. Barcelona, Spain. **ECOi - ECO G**



IKEA "Click and Collect" store in city centre. Birmingham, UK. **ECOi - ECO G**



9 high quality homes in Whittle-Le-Woods near Chorley, UK. **Aquarea**



Andalucia Technology Park. Offices of high energetic efficiency. Spain. **ECOi**



14 bubble style domes to bring a 180-degree transparent window to the nature. Belfast, Ireland. **Aquarea**



Madrid's hotel Only You Atocha. The hotel has 206 rooms distributed over seven floors. **ECO G**



LIAIGRE showroom, well-known as a luxury design architect in Paris, France. **ECOi**



Marina Village Greystones. 205 apartments and 153 houses. Ireland. **Aquarea**



ITK Engineering GmbH. An innovative office building located in Germany. **ECOi - PACi**



Zalando's solution for its warehouse office conversion at Grand Canal Quay, Dublin. **ECOi**



NHS Canford house clinic, Bournemouth, UK. **VRF**

To find out more: www.aircon.panasonic.eu

AQUAREA



Welcome to Aquarea air to water heat pump

Aquarea's Air to Water Heat Pump for residential and commercial applications.

Offering capacities from 3 kW all the way through to 16 kW, the Aquarea Heat Pump Range is the widest on the market, ensuring a system is available whatever your heating and cooling needs. Suitable for new build and refurbishment projects, the solutions are cost-effective with minimised environmental impact.

Aquarea Heat Pump line-up	→ 12
Aquarea Smart and Service Cloud	→ 14
Aquarea Heat Pump range	→ 16

Aquarea High Performance

All in One J Generation 1 or 2 zones • R32	→ 19
All in One H Generation • R410A	→ 20
Bi-bloc J Generation • R32	→ 21
Bi-bloc H Generation • R410A	→ 22
Mono-bloc J Generation • R32	→ 23
Mono-bloc H Generation - • R410A	→ 24

Aquarea T-CAP

All in One H Generation • R410A	→ 25
Bi-bloc H Generation • R410A	→ 26
Mono-bloc J Generation • R32	→ 28
Mono-bloc H Generation • R410A	→ 29

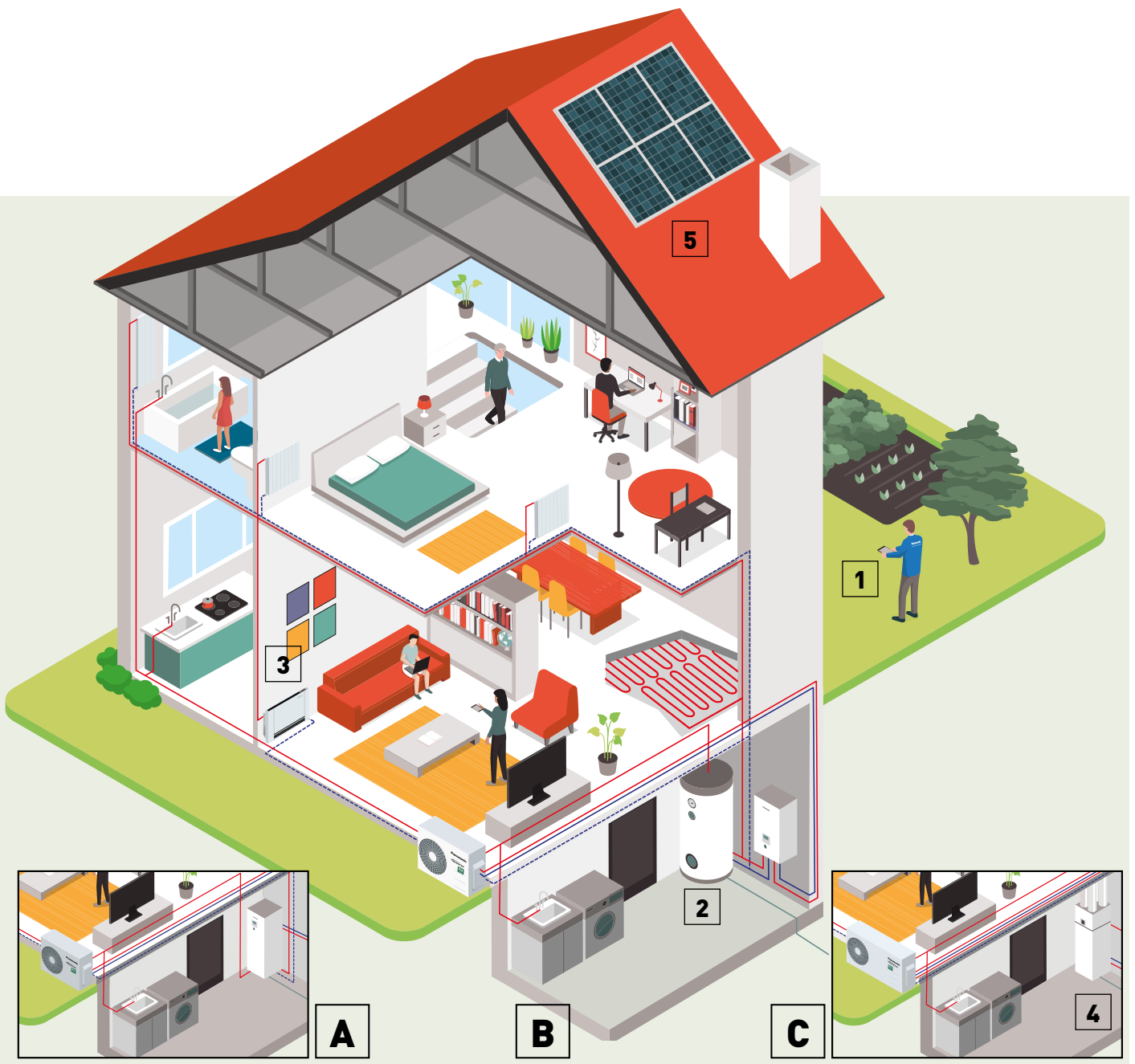
Aquarea HT

Bi-bloc F Generation • R407C	→ 30
Mono-bloc G Generation • R407C	→ 31


Fan coils highlighted features	→ 32
Smart fan coils	→ 33
Fan coils - ducted	→ 34
Fan coils - wall-mounted	→ 36
Sanitary Tanks	→ 38
Heat recovery ventilation unit	→ 40
DHW Stand Alone	→ 42
Accessories and control	→ 44



Aquarea Heat Pump line-up



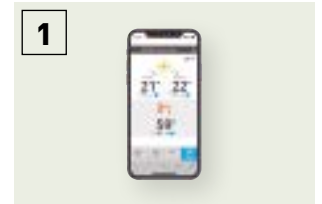
A All in One system.



B Bi-bloc system.




C Mono-bloc system.



1 Control through smartphone, tablet or computer (optional).



2 Super High Efficiency cylinder (optional).



3 Fan coils for heating and cooling (optional).



4 Heat recovery Ventilation + DHW Tank (optional).



5 Heat Pump + HIT Photovoltaic solar panel (optional).

Panasonic Aquarea offers you solutions, helping to make the home more efficient and the installation cheaper and easier.

Aquarea High Performance

For new installations and low consumption homes.

Outstanding efficiency and energy savings with minimised CO₂ emissions and minimum space. Improved performance with COPs up to 5,33 for J Generation 3 kW.

Aquarea T-CAP




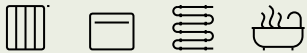
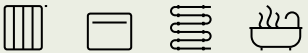




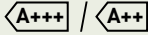
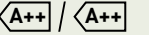

For extremely low temperatures, refurbishment and innovation.

Ideal to ensure that the heating capacity is maintained even at very low temperatures. This line-up is able to maintain the heat pump output capacity until -20 °C outdoor temperature without the help of an electrical booster heater.

Aquarea HT

For a house with old high-temperature radiators.

Ideal for retrofit: green energy source works with existing radiators. Aquarea HT Solution is the most appropriate, providing output water temperatures of 65 °C even at outdoor temperatures as low as -15 °C.

Aquarea High Performance	Aquarea T-CAP	Aquarea HT
 Heating - Cooling - DHW Single phase from 3 to 16 kW	 Heating - Cooling - DHW Single phase from 9 to 12 kW Three phase from 9 to 16 kW	 Heating - DHW Single phase from 9 to 12 kW Three phase from 9 to 12 kW
Connectable to		
 Radiators - Fan coil - Underfloor heating - DHW	 Radiators - Fan coil - Underfloor heating - DHW	 Traditional high-temperature radiators - DHW
Application		
 Normal installation	 For extreme cold ambient	 Retrofit for old radiators
Energy efficiency		
 Heating 35 °C / 55 °C ¹⁾	 Heating 35 °C / 55 °C ¹⁾	 Heating 35 °C / 55 °C ¹⁾
Minimum outdoor temperature		
-20 °C	-28 °C (All in One and Bi-bloc) -20 °C (Mono-bloc) ³⁾	-20 °C
Minimum outdoor temperature to provide constant capacity at 35 °C supply water temperature		
-7 °C (not for all units)	-20 °C ³⁾	-15 °C
Supply temperature for heating. Maximum / Heat pump only		
75 °C ⁴⁾ / 55 °C ⁵⁾ (or 60 °C for Aquarea J Generation)	75 °C ⁴⁾ / 60 °C ⁵⁾ (65 °C ⁶⁾ for Aquarea J generation)	75 °C ⁴⁾ / 65 °C
Control and connectivity		
Smart Grid Contact ⁷⁾ Wireless LAN Ready	Smart Grid Contact ⁷⁾ Wireless LAN Ready	Smart Grid Contact ⁷⁾
Range		
All in One from 3 to 16 kW (185 L) Bi-bloc from 3 to 16 kW Mono-bloc from 5 to 9 kW	All in One from 9 to 16 kW (185 L) Bi-bloc from 9 to 16 kW Mono-bloc from 9 to 16 kW	Bi-bloc from 9 to 12 kW Mono-bloc from 9 to 12 kW

All data in this chart is applicable in most of models in each line up, check product specs to confirm. 1) Scale from A+++ to D. 2) Scale from A+ to F. 3) 9 and 12 kW. 4) DHW maximum temperature with heater. 5) In case of outdoor temperature over -10 °C. 6) It is possible to set temperature by 65 °C on remote controller. Normally, outlet water temperature is 60 °C or lower. In case of ΔT setting with remote controller is 15 °C and the outdoor ambient temperature is 5 to 20 °C, outlet water temperature 65 °C is possible. 7) H Generation with CZ-NS4P, F and G Generation with Heat Pump Manager. * DHW Stand Alone is produced by S.A.T.E.

Aquarea Smart Cloud for end users

The most advanced heating control for today and for the future. Aquarea can be connected to the Cloud with CZ-TAW1, enabling both end user control and remote maintenance by service partners.

WATCH DEMO



* User interface image may change without notification.

Easy and powerful energy management

The Aquarea Smart Cloud is much more than a simple thermostat for switching a heating device ON or OFF. It is a powerful and intuitive service for remotely controlling the full range of heating and hot water functions, including monitoring energy consumption.

How does it work?

After connecting an Aquarea J or H generation to the cloud by wireless LAN or by wired LAN, the user accesses the Cloud portal to remotely operate all functions of his units. He can also permit service partners to access customised functions for remote maintenance and monitoring.

Requirements

1. Aquarea J or H Generation
2. In-house internet connection with router wireless LAN or wired LAN
3. Get a Panasonic ID at <https://aquarea-smart.panasonic.com/>

Functions:

- Visualisation and Control
- Scheduling
- Energy Statistics
- Malfunction notification



More possibilities with IFTTT.

IF This Then That: IFTTT service enables user to automatically trigger actions for Aquarea system based on other apps, web services or devices.



Connect your Aquarea to your voice assistant, get an e-mail if your Aquarea gets an error or automatically turn on your Aquarea on Heat Mode when outdoor temperature drops below specified level.

Advantages

Energy savings, comfort and control from anywhere. Increased efficiency and resources management, operating costs savings and owner satisfaction. The Aquarea Smart Cloud services are focused on enabling full remote maintenance of the Aquarea system. This allows maintenance specialists to engage in predictive maintenance and system fine-tuning, as well as fixing malfunctions when they occur.

Aquarea compatibility	J and H Generation
Connection point	CN-CNT Aquarea port
Home router connection	Wireless or Wired LAN
Temperature sensor	Can use remote controller sensor
Tablet or PC browser compatibility*	Yes
Operation from remote — ON/OFF — Temperature setting — Mode selection — DHW setting — Error codes — Scheduling	Yes
Heating areas	Up to 2 zones
Power consumption estimation — Operation log history	Yes — Yes

* Check browsers and version compatibility.

Get the most out of your Aquarea heat pump.


Aquarea+ offers end user useful information to operate a Panasonic Aquarea heat pump to provide heating, cooling & hot water in the most efficient and cost effective way.

AQUAREA+



Aquarea Service Cloud for Installers / Maintenance

WATCH DEMO



The real remote maintenance made simple

The Aquarea Service Cloud allows installers to take care of their customers' heating systems remotely. It saves time and money and shortens the response time, thus increasing the customers' satisfaction.

Advanced functions for remote maintenance with professional screens:

- Global view at a glance
- Error log history
- Full unit information
- Statistics always available
- Most settings available

Home page.

Status of connected users at a glance. 2 view options: map view or list view.



Status tab.

Current status of unit with a maximum 28 parameters.



Statistics tab.

Customisable statistics of a maximum of 71 parameters. Available anytime with the information of the last 7 days.



Settings tab.

Most of the user and installer settings can be done remotely.



Activation of the Aquarea Service Cloud

Requirements.

Hardware and connection	End user registration	Installer / maintenance registration
J or H Generation Aquarea connected to CZ-TAW1	Get Panasonic ID	Get Service ID
In-house internet connection with Wireless LAN or Wired LAN	Aquarea Smart Cloud	Aquarea Service Cloud

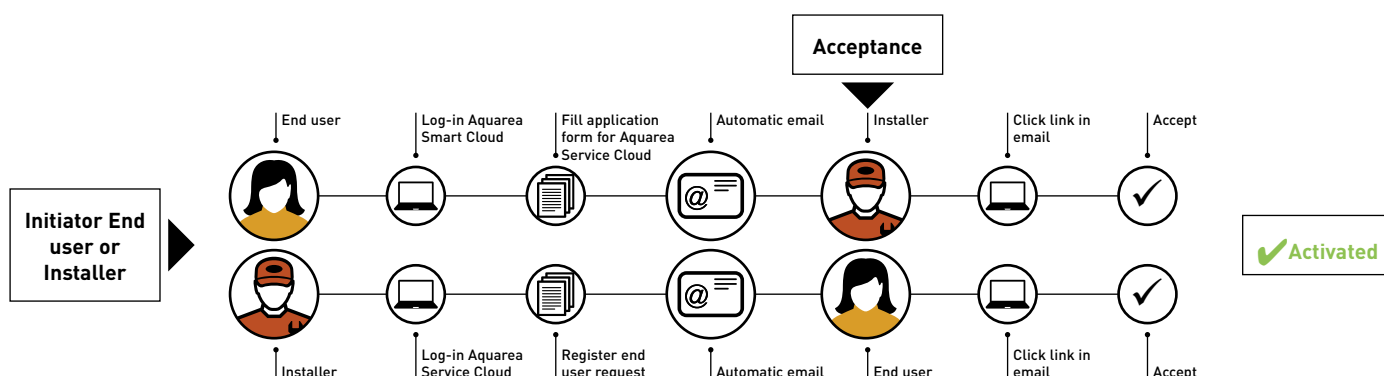
Connecting the unit to the Aquarea Service Cloud.

The process can be initiated by the end user or by the installer.














The end user can select and change the installer's level of control anytime (4 levels).


Installer registration: <https://aquarea-service.panasonic.com/>


End user registration: <https://aquarea-smart.panasonic.com/>












Aquarea Heat Pump range

		3 kW	5 kW	7 kW
Aquarea High Performance	All in One 1 Phase			
	P. 19, 20, 21, 22	 KIT-G3ADC0309J3E5 WH-UD03JE5	KIT-G3ADC0309J3E5 WH-UD05JE5	KIT-G3ADC0309J3E5 WH-UD07JE5
P. 21, 22	Bi-bloc 1 Phase			
		WH-SDC0305J3E5 WH-UD03JE5	WH-SDC0305J3E5 WH-UD05JE5	WH-SDC0709J3E5 WH-UD07JE5
P. 23, 24	Mono-bloc 1 Phase			
			WH-MDC05J3E5	WH-MDC07J3E5
Aquarea T-CAP	All in One 1 Phase			
	P. 25, 28, 29			
P. 26, 27	Bi-bloc 1 Phase 3 Phase			
				
P. 28, 29	Mono-bloc 1 Phase 3 Phase			
				
Aquarea HT	Bi-bloc 1 Phase 3 Phase			
	P. 30			
P. 31	Mono-bloc 1 Phase			
				

 Heating.  Cooling.  DHW. WH-__E5 1 Phase // WH-__E8 3 Phase. Green color: J Generation models with R32 refrigerant. 1) Available in May 2021. 2) Available in summer 2021.

 Check all our certified heat pumps on: www.heatpumpkeymark.com

9 kW	12 kW	16 kW
 KIT-G3ADC0309J3E5 WH-UD09JE5-1	 KIT-G3ADC1216H6E5 WH-UD12HE5	 KIT-G3ADC1216H6E5 WH-UD16HE5
 WH-SDC0709J3E5 WH-UD09JE5-1	 WH-SDC12H6E5 WH-UD12HE5	 WH-SDC16H6E5 WH-UD16HE5
 WH-MDC09J3E5	 WH-MDC12H6E5	 WH-MDC16H6E5
 KIT-G3ADC1216H6E5UK WH-UX09HE5	 KIT-G3ADC1216H6E5UK WH-UX12HE5	
 WH-SXC09H3E5 WH-UX09HE5 WH-SXC09H3E8 WH-UX09HE8 WH-SQC09H3E8 WH-UQ09HE8	 WH-SXC12H6E5 WH-UX12HE5 WH-SXC12H9E8 WH-UX12HE8 WH-SQC12H9E8 WH-UQ12HE8	 WH-SXC16H9E8 WH-UX16HE8 WH-SQC16H9E8 WH-UQ16HE8
 WH-MXC09H3E5 WH-MXC09H3E8 NEW WH-MXC09J3E5 WH-MXC09J3E8 ²⁾	 WH-MXC12H6E5 WH-MXC12H9E8 NEW WH-MXC12J6E5 WH-MXC12J9E8 ²⁾	 WH-MXC16H9E8 NEW WH-MXC16J9E8 ²⁾
 WH-SHF09F3E5 WH-UH09FE5 WH-SHF09F3E8 WH-UH09FE8	 WH-SHF12F6E5 WH-UH12FE5 WH-SHF12F9E8 WH-UH12FE8	
 WH-MHF09G3E5	 WH-MHF12G6E5	

Aquarea, top-level efficiency across the board

Aquarea J Generation: much more than Aquarea in R32. Available in 3/5/7/9 kW All in One, Bi-bloc and 5/7/9 kW Mono-bloc.



1 Keeping Aquarea essence

- Free space on the top of All in One
- A+++ in heating mode at 35 °C (scale from A+++ to D)
- Service Cloud by accessory

2 Higher efficiency

- SCOP up to + 5 % vs H Generation
- DHW COP up to 3,30 (for 3 and 5 kW models)

3 More flexibility in design

- 60 °C water temperature
- Piping length improved: 7/9 kW: 50/30 m (up to 40 m without minimum floor area*) - 3/5 kW: 25/20 m
- Chiller function cooling down to 10 °C outdoor temperature

* With a 5 % decrease of the capacity.

4 New smart functions

- SG ready for heating, cooling and DHW modes
- Utility remote bivalent control: By dry contacts*
- Stop external device when defrost by Dry contact (for fan coil fan stop)*

* Can not be used at same time.

5 More comfort

- Better comfort in extreme low temperature: Heating curve can be set up down to -20 °C
- Efficient or comfort mode for DHW: Part load for better efficiency or full load to reduce the heat up time
- DHW two sensor position selectable for All in One: Efficient position (best DHW COP) or bigger volume of hot water

Other improvements: More silent outdoor units / Magnet filter for water cycle.

Aquarea H Generation.

The beauty of comfort. The H Generation is available from 3 to 16 kW. The small capacities are specially designed for low energy homes and achieve an impressive COP of 5 (on the 3 kW).

Better Efficiency & Value A++/A+++.

- A++ for medium temperature applications (radiators. ErP 55 °C in the scale from A+++ to D)
- A+++ for low temperature applications (floor heating. ErP 35 °C in the scale from A+++ to D)

Aquarea, a generation of energy efficient heating and hot water.

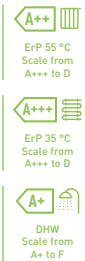
Thanks to the system's high degree of technology and advanced control, it is able to maintain a high output capacity and efficiency even at -7 °C and -15 °C. The Aquarea's software can be set for the requirements of low consumption homes in order to maximise energy efficiency. Whatever the weather, Aquarea can work even at -28 °C (for T-CAP All in One and Bi-bloc) lower limit. The compact design of the outdoor unit makes installation very easy.



GOOD DESIGN



011-1W0207
011-1W0208
011-1W0209



Aquaarea High Performance All in One J Generation Single phase. Heating and Cooling • R32

Energy efficiency: COP up to 5,33 / A+++ in heating at 35 °C and A+ in DHW / "A" water pump with variable speed / Stainless steel DHW tank with U-Vacua™ insulation panel / Built-in flow meter.

Flexibility: Long piping lengths / Built-in magnetic water filter.

Comfort: Heating curve down to -20 °C / 60 °C water outlet temperature.

Control: Additional functions with optional PCB (2 zone control, bivalent control, Smart Grid contact and more).

Connectivity: Optional Aquaarea Smart and Service Cloud and integration into BMS projects.

			Single phase (Power to indoor)			
Kit 1 zone (for 2 zone add B at the end)			KIT-ADC03JE5	KIT-ADC05JE5	KIT-ADC07JE5	KIT-ADC09JE5-1
Heating capacity / COP (A +7 °C, W 35 °C)	kW / COP		3,20/5,33	5,00/5,00	7,00/4,76	9,00/4,48
Heating capacity / COP (A +7 °C, W 55 °C)	kW / COP		3,20/2,81	5,00/2,72	7,00/2,82	8,95/2,78
Heating capacity / COP (A +2 °C, W 35 °C)	kW / COP		3,20/3,64	4,20/3,18	6,85/3,41	7,00/3,40
Heating capacity / COP (A +2 °C, W 55 °C)	kW / COP		3,20/2,19	4,10/1,99	6,20/2,21	6,30/2,16
Heating capacity / COP (A -7 °C, W 35 °C)	kW / COP		3,30/2,80	4,20/2,59	5,60/2,87	6,12/2,78
Heating capacity / COP (A -7 °C, W 55 °C)	kW / COP		3,20/1,79	3,55/1,71	5,25/1,94	5,90/1,93
Cooling capacity / EER (A 35 °C, W 7 °C)	kW / EER		3,20/3,52	4,50/3,00	6,70/3,03	8,20/2,72
Cooling capacity / EER (A 35 °C, W 18 °C)	kW / EER		3,20/4,71	4,80/4,29	6,70/4,72	9,00/4,18
Heating average climate (W 35 °C / W 55 °C)	Seasonal energy efficiency	ηs %	200/136	200/136	193/130	193/130
	SCOP		5,07/3,47	5,07/3,47	4,90/3,32	4,90/3,32
Heating warm climate (W 35 °C / W 55 °C)	Seasonal energy efficiency	ηs %	245/165	245/165	227/160	227/160
	SCOP		6,20/4,20	6,20/4,20	5,75/4,07	5,75/4,07
Heating cold climate (W 35 °C / W 55 °C)	Seasonal energy efficiency	ηs %	157/110	157/110	164/116	164/116
	SCOP		4,00/2,83	4,00/2,83	4,18/2,98	4,18/2,98
	Energy class ¹⁾		A+++ to D	A+++ to D	A+++ to D	A+++ to D
Indoor unit			KIT-G3ADC0309J3E5	KIT-G3ADC0309J3E5	KIT-G3ADC0309J3E5	KIT-G3ADC0309J3E5
Sound pressure	Heat / Cool	dB(A)	28/28	28/28	28/28	28/28
Dimension	HxWxD	mm	1800x598x717	1800x598x717	1800x598x717	1800x598x717
Net weight 1 zone / 2 zones		kg	122/130	122/130	122/130	122/130
Water pipe connector		Inch	R 1½	R 1½	R 1½	R 1½
A class pump	Number of speeds		Variable Speed	Variable Speed	Variable Speed	Variable Speed
	Input power (Min/Max)	W	30/120	30/120	30/120	30/120
Heating water flow (ΔT=5 K, 35 °C)		L/min	9,20	14,30	20,10	25,80
Capacity of integrated electric heater		kW	3,00	3,00	3,00	3,00
Recommended fuse		A	16/16	16/16	25/16	25/16
Recommended cable size, supply 1 / 2		mm ²	3x1,5/3x1,5	3x1,5/3x1,5	3x2,5/3x1,5	3x2,5/3x1,5
Water volume		L	185	185	185	185
Maximum water temperature		°C	65	65	65	65
Material inside tank			Stainless steel	Stainless steel	Stainless steel	Stainless steel
Tapping profile according EN16147			L	L	L	L
DHW tank ERP efficiency average / warm / cold ²⁾		A+ to F	A+/A+/A	A+/A+/A	A+/A+/A	A+/A+/A
DHW tank ERP average climate η / COPdHW		ηwh%/COPdHW	132/3,30	132/3,30	120/3,00	120/3,00
DHW tank ERP warm climate η / COPdHW		ηwh%/COPdHW	155/3,88	155/3,88	140/3,50	140/3,50
DHW tank ERP cold climate η / COPdHW		ηwh%/COPdHW	99/2,48	99/2,48	99/2,47	99/2,47
Outdoor unit			WH-UD03JE5	WH-UD05JE5	WH-UD07JE5	WH-UD09JE5-1
Sound power ³⁾	Heat	dB(A)	55	55	59	59
Dimension / Net weight	HxWxD	mm / kg	622x824x298/37	622x824x298/37	795x875x320/61	795x875x320/61
Refrigerant (R32) / CO ₂ Eq.		kg / T	0,9/0,608	0,9/0,608	1,27/0,857	1,27/0,857
Pipe diameter	Liquid / Gas	Inch (mm)	1/4 (6,35) / 1/2 (12,70)	1/4 (6,35) / 1/2 (12,70)	1/4 (6,35) / 5/8 (15,88)	1/4 (6,35) / 5/8 (15,88)
Pipe length range / Elevation difference (in/out)		m / m	3 ~ 25/20	3 ~ 25/20	3 ~ 50/30	3 ~ 50/30
Pipe length for additional gas / Additional gas amount		m / g/m	10/20	10/20	10/25	10/25
Operation range - outdoor ambient	Heat	°C	-20 ~ +35	-20 ~ +35	-20 ~ +35	-20 ~ +35
	Cool	°C	+10 ~ +43	+10 ~ +43	+10 ~ +43	+10 ~ +43
Water outlet	Heat / Cool	°C	20 ~ 60/5 ~ 20	20 ~ 60/5 ~ 20	20 ~ 60/5 ~ 20	20 ~ 60/5 ~ 20
Complete Kit RRP		£	4,930	4,978	5,058	5,281
Indoor unit		£	3,788	3,778	3,778	3,778
Outdoor unit RRP		£	1,142	1,200	1,280	1,503
MCS Accredited Product			YES	YES	YES	YES

Accessories		RRP £
PAW-ADC-CV150	Decorative magnetic side cover	112
CZ-TAW1	Aquaarea Smart Cloud for remote control and maintenance through wireless or wired LAN	150
CZ-NS4P	Additional functions PCB	135

Accessories		RRP £
PAW-A2W-RTWIRED	Room thermostat	84
PAW-A2W-RTWIREDLESS	Wireless LCD room thermostat	140
PAW-G3KIT	G3 compliant kit	112

1) Scale from A+++ to D. 2) Scale from A+ to F. 3) Sound power in accordance to 811/2013, 813/2013 and EN12102-1:2017 at +7 °C. * EER and COP calculation is based in accordance to EN14511. ** This product is designed to comply with the European Water Quality Directive 98/83/EC amended by 2015/1787/EU. The lifespan of the product is not guaranteed in the case of the use of groundwater, such as spring water or well water, the use of tap water when salt or other impurities are contained, nor in areas of acidic water quality. Maintenance and warranty costs related to these cases are the customer's responsibility.



INTERNET CONTROL: Optional. GOOD DESIGN AWARD 2017: Indoor units All in One and Bi-bloc J and H Generation awarded with the prestigious Good Design Award 2017.


GOOD DESIGN

ErP 55 °C
Scale from
A+++ to D

ErP 35 °C
Scale from
A+++ to D

DHW
Scale from
A+ to F

Aquarea High Performance All in One H Generation Single phase. Heating and Cooling • R410A

Energy efficiency: A+++ in heating at 35 °C and A+ in DHW / "A" water pump with variable speed / Stainless steel DHW tank with U-Vacua™ insulation panel / Built-in flow meter.

Flexibility: Optional magnet for the water filter.

Comfort: Operation range down to -20 °C.

Control: Additional functions with optional PCB (2 zone control, bivalent control, Smart Grid contact and more).

Connectivity: Optional Aquarea Smart and Service Cloud and integration into BMS projects.

			Single phase (Power to indoor)	
Kit			KIT-ADC12HE5	KIT-ADC16HE5
Heating capacity / COP (A +7 °C, W 35 °C)		kW / COP	12,00/4,74	16,00/4,28
Heating capacity / COP (A +7 °C, W 55 °C)		kW / COP	12,00/2,93	14,50/2,72
Heating capacity / COP (A +2 °C, W 35 °C)		kW / COP	11,40/3,44	13,00/3,28
Heating capacity / COP (A +2 °C, W 55 °C)		kW / COP	9,10/2,23	9,80/2,21
Heating capacity / COP (A -7 °C, W 35 °C)		kW / COP	10,00/2,73	11,40/2,57
Heating capacity / COP (A -7 °C, W 55 °C)		kW / COP	8,20/1,95	9,00/1,85
Cooling capacity / EER (A 35 °C, W 7 °C)		kW / EER	10,00/2,81	12,20/2,56
Cooling capacity / EER (A 35 °C, W 18 °C)		kW / EER	10,00/4,17	12,20/4,12
Heating average climate (W 35 °C / W 55 °C)	Seasonal energy efficiency	ηs %	190/134	190/130
	SCOP		4,82/3,42	4,82/3,33
Heating warm climate (W 35 °C / W 55 °C)	Seasonal energy efficiency	ηs %	245/159	245/169
	SCOP		6,21/4,05	6,21/4,30
Heating cold climate (W 35 °C / W 55 °C)	Seasonal energy efficiency	ηs %	168/121	168/121
	SCOP		4,29/3,10	4,28/3,10
	Energy class ¹⁾		A+++ / A+	A+++ / A+
Indoor unit			KIT-G3ADC1216H6E5	KIT-G3ADC1216H6E5
Sound pressure	Heat / Cool	dB(A)	33/33	33/33
Dimension	H x W x D	mm	1800 x 598 x 717	1800 x 598 x 717
Net weight		kg	124	124
Water pipe connector		Inch	R 1/4	R 1/4
A class pump	Number of speeds		Variable Speed	Variable Speed
	Input power (Min/Max)	W	36/152	36/152
Heating water flow (ΔT=5 K, 35 °C)		L/min	34,4	45,9
Capacity of integrated electric heater		kW	6,00	6,00
Recommended fuse		A	30/30	30/30
Recommended cable size, supply 1 / 2		mm ²	3 x 4,0 / 3 x 4,0	3 x 4,0 / 3 x 4,0
Water volume		L	185	185
Maximum water temperature		°C	65	65
Material inside tank			Stainless steel	Stainless steel
Tapping profile according EN16147			L	L
DHW tank ERP efficiency average / warm / cold ²⁾		A+ to F	A/A/A	A/A/B
DHW tank ERP average climate η / COPdHW		ηwh % / COPdHW	95/2,37	91/2,28
DHW tank ERP warm climate η / COPdHW		ηwh % / COPdHW	110/2,75	107/2,67
DHW tank ERP cold climate η / COPdHW		ηwh % / COPdHW	75/1,87	72/1,80
Outdoor unit			WH-UD12HE5	WH-UD16HE5
Sound power ³⁾	Heat	dB(A)	65	65
Dimension / Net weight	H x W x D	mm / kg	1340 x 900 x 320 / 101	1340 x 900 x 320 / 101
Refrigerant (R410A) / CO ₂ Eq.		kg / T	2,55/5,324	2,55/5,324
Pipe diameter	Liquid / Gas	Inch (mm)	3/8(9,52)/5/8(15,88)	3/8(9,52)/5/8(15,88)
Pipe length range / Elevation difference (in/out)		m / m	3 - 50/30	3 - 50/30
Pipe length for additional gas / Additional gas amount		m / g/m	10/50	10/50
Operation range - outdoor ambient	Heat	°C	-20 ~ +35	-20 ~ +35
	Cool	°C	+16 ~ +43	+16 ~ +43
Water outlet	Heat / Cool	°C	20 ~ 55 / 5 ~ 20	20 ~ 55 / 5 ~ 20
Kit RRP		£	6,958	7,372
Indoor unit RRP		£	4,462	4,462
Outdoor unit RRP		£	2,496	2,910
MCS Accredited Product			NO	NO
Accessories			RRP £	RRP £
PAW-ADC-PREKIT-1	Piping pre installation kit for H Generation		401	
PAW-ADC-CV150	Decorative magnetic side cover		112	
CZ-TAW1	Aquarea Smart Cloud for remote control and maintenance through wireless or wired LAN		150	
Accessories				RRP £
CZ-NS4P	Additional functions PCB			135
PAW-A2W-RTWIRED	Room thermostat			84
PAW-A2W-RTWIREDLESS	Wireless LCD room thermostat			140
PAW-G3KIT	G3 compliant kit			112

1) Scale from A+++ to D. 2) Scale from A+ to F. 3) Sound power in accordance to 811/2013, 813/2013 and EN12102-1:2017 at +7 °C. * EER and COP calculation is based in accordance to EN14511. ** This product is designed to comply with the European Water Quality Directive 98/83/EC amended by 2015/1787/EU. The lifespan of the product is not guaranteed in the case of the use of groundwater, such as spring water or well water, the use of tap water when salt or other impurities are contained, nor in areas of acidic water quality. Maintenance and warranty costs related to these cases are the customer's responsibility.



INTERNET CONTROL: Optional. GOOD DESIGN AWARD 2017: Indoor units All in One and Bi-bloc J and H Generation awarded with the prestigious Good Design Award 2017.



011-1W0207
011-1W0208
011-1W0209



Aquaarea High Performance Bi-bloc J Generation Single phase. Heating and Cooling - SDC • R32

Energy efficiency: COP up to 5,33 / A+++ in heating at 35 °C / "A" water pump with variable speed / Built-in flow meter.

Flexibility: Long piping lengths / Built-in magnetic water filter.

Comfort: Operation range and heating curve down to -20 °C / 60 °C water outlet temperature.

Control: Additional functions with optional PCB (2 zone control, bivalent control, Smart Grid contact and more).

Connectivity: Optional Aquaarea Smart and Service Cloud and integration into BMS projects.



			Single phase (Power to indoor)			
Kit			KIT-WC03J3E5	KIT-WC05J3E5	KIT-WC07J3E5	KIT-WC09J3E5
Heating capacity / COP (A +7 °C, W 35 °C)		kW / COP	3,20/5,33	5,00/5,00	7,00/4,76	9,00/4,48
Heating capacity / COP (A +7 °C, W 55 °C)		kW / COP	3,20/2,81	5,00/2,72	7,00/2,82	8,95/2,78
Heating capacity / COP (A +2 °C, W 35 °C)		kW / COP	3,20/3,64	4,20/3,18	6,85/3,41	7,00/3,40
Heating capacity / COP (A +2 °C, W 55 °C)		kW / COP	3,20/2,19	4,10/1,99	6,20/2,21	6,30/2,16
Heating capacity / COP (A -7 °C, W 35 °C)		kW / COP	3,30/2,80	4,20/2,59	5,60/2,87	6,12/2,78
Heating capacity / COP (A -7 °C, W 55 °C)		kW / COP	3,20/1,79	3,55/1,71	5,25/1,94	5,90/1,93
Cooling capacity / EER (A 35 °C, W 7 °C)		kW / EER	3,20/3,52	4,50/3,00	6,70/3,03	8,20/2,72
Cooling capacity / EER (A 35 °C, W 18 °C)		kW / EER	3,20/4,71	4,80/4,29	6,70/4,72	9,00/4,18
Heating average climate (W 35 °C / W 55 °C)	Seasonal energy efficiency	ηs %	200/136	200/136	193/130	193/130
	Energy class	SCOP	5,07/3,47	5,07/3,47	4,90/3,32	4,90/3,32
Heating warm climate (W 35 °C / W 55 °C)	Seasonal energy efficiency	ηs %	245/165	245/165	227/160	227/160
	Energy class	SCOP	6,20/4,20	6,20/4,20	5,75/4,07	5,75/4,07
Heating cold climate (W 35 °C / W 55 °C)	Seasonal energy efficiency	ηs %	157/110	157/110	164/116	164/116
	Energy class	SCOP	4,00/2,83	4,00/2,83	4,18/2,98	4,18/2,98
Indoor unit			WH-SDC0305J3E5	WH-SDC0305J3E5	WH-SDC0709J3E5	WH-SDC0709J3E5
Sound pressure	Heat / Cool	dB(A)	28/28	28/28	30/30	30/31
Dimension	HxWxD	mm	892x500x340	892x500x340	892x500x340	892x500x340
Net weight		kg	42	42	42	42
Water pipe connector		Inch	R 1¼	R 1¼	R 1¼	R 1¼
A class pump	Number of speeds		Variable Speed	Variable Speed	Variable Speed	Variable Speed
	Input power (Min/Max)	W	30/100	33/106	34/114	40/120
Heating water flow (ΔT=5 K, 35 °C)		L/min	9,2	14,3	20,1	25,8
Capacity of integrated electric heater		kW	3	3	3	3
Recommended fuse		A	15/30	15/30	15/30	15/30
Recommended cable size, supply 1 / 2		mm²	3x1,5/3x1,5	3x1,5/3x1,5	3x2,5/3x1,5	3x2,5/3x1,5
Outdoor unit			WH-UD03JE5	WH-UD05JE5	WH-UD07JE5	WH-UD09JE5-1
Sound power ¹⁾	Heat	dB(A)	55	55	59	59
Dimension	HxWxD	mm	622x824x298	622x824x298	795x875x320	795x875x320
Net weight		kg	37	37	61	61
Refrigerant (R32) / CO ₂ Eq.		kg / T	0,9/0,608	0,9/0,608	1,27/0,857	1,27/0,857
Pipe diameter	Liquid / Gas	Inch (mm)	1/4 (6,35)/1/2 (12,70)	1/4 (6,35)/1/2 (12,70)	1/4 (6,35)/5/8 (15,88)	1/4 (6,35)/5/8 (15,88)
Pipe length range		m	3-25	3-25	3-50	3-50
Elevation difference (in/out)		m	20	20	30	30
Pipe length for additional gas		m	10	10	10	10
Additional gas amount		g/m	20	20	25	25
Operation range - outdoor ambient	Heat	°C	-20 ~ +35	-20 ~ +35	-20 ~ +35	-20 ~ +35
	Cool	°C	+10 ~ +43	+10 ~ +43	+10 ~ +43	+10 ~ +43
Water outlet	Heat / Cool	°C	20 ~ 60/5 ~ 20	20 ~ 60/5 ~ 20	20 ~ 60/5 ~ 20	20 ~ 60/5 ~ 20
Kit RRP		£	2,623	2,681	2,890	3,113
Indoor unit RRP		£	1,481	1,481	1,610	1,610
Outdoor unit RRP		£	1,142	1,200	1,280	1,503
MCS Accredited Product			YES	YES	YES	YES

Accessories		RRP £
KIT-G3TD20C1E5	Tank 200L - Stainless steel, with tank sensor	959
KIT-G3TD30C1E5	Tank 300L - Stainless steel, with tank sensor	1,204
PAW-TD20B7PP-UK	Tank 200L - Pre-Plumbed tank	2,438
PAW-TD30B7PP-UK	Tank 300L - Pre-Plumbed tank	2,895
PAW-3WYVLV-HW	3 way valve for DHW Tanks	137
CZ-NV1	3 way valve kit for inside of hydrokit	233

Accessories		RRP £
PAW-BTANK50L-2	Buffer tank 50L	207
CZ-TAW1	Aquaarea Smart Cloud for remote control and maintenance through wireless or wired LAN	150
CZ-NS4P	Additional functions PCB	135
PAW-A2W-RTWIRED	Room thermostat	84
PAW-A2W-RTWIRELESS	Wireless LCD room thermostat	140

1) Sound power in accordance to 811/2013, 813/2013 and EN12102-1:2017 at +7 °C. * EER and COP calculation is based in accordance to EN14511.



INTERNET CONTROL: Optional. GOOD DESIGN AWARD 2017: Indoor units All in One and Bi-bloc J and H Generation awarded with the prestigious Good Design Award 2017.


GOOD DESIGN


Aquarea High Performance Bi-bloc H Generation Single phase. Heating and Cooling - SDC • R410A

Energy efficiency: A+++ in heating at 35 °C / "A" water pump with variable speed / Built-in flow meter.

Flexibility: Optional magnet for the water filter.

Comfort: Operation range down to -20 °C.

Control: Additional functions with optional PCB (2 zone control, bivalent control, Smart Grid contact and more).

Connectivity: Optional Aquarea Smart and Service Cloud and integration into BMS projects.

			Single phase	
Kit			KIT-WC12H6E5	KIT-WC16H6E5
Heating capacity / COP (A +7 °C, W 35 °C)			12,00/4,74	16,00/4,28
Heating capacity / COP (A +7 °C, W 55 °C)			12,00/2,93	14,50/2,72
Heating capacity / COP (A +2 °C, W 35 °C)			11,40/3,44	13,00/3,28
Heating capacity / COP (A +2 °C, W 55 °C)			9,10/2,23	9,80/2,21
Heating capacity / COP (A -7 °C, W 35 °C)			10,00/2,73	11,40/2,57
Heating capacity / COP (A -7 °C, W 55 °C)			8,20/1,95	9,00/1,85
Cooling capacity / EER (A 35 °C, W 7 °C)			10,00/2,81	12,20/2,56
Cooling capacity / EER (A 35 °C, W 18 °C)			10,00/4,17	12,20/4,12
Heating average climate (W 35 °C / W 55 °C)	Seasonal energy efficiency	ηs %	190/134	190/130
	SCOP		4,82/3,42	4,82/3,33
Heating warm climate (W 35 °C / W 55 °C)	Seasonal energy efficiency	ηs %	245/159	245/169
	SCOP		6,21/4,05	6,21/4,30
Heating cold climate (W 35 °C / W 55 °C)	Seasonal energy efficiency	ηs %	168/121	168/121
	SCOP		4,29/3,10	4,28/3,10
Energy class			A+++ to D	A+++ to D
Energy class			A+++ / A++	A+++ / A++
Energy class			A+++ / A+++	A+++ / A+++
Energy class			A+++ / A+	A+++ / A+
Indoor unit			WH-SDC12H6E5	WH-SDC16H6E5
Sound pressure	Heat / Cool	dB(A)	33/33	33/33
Dimension	HxWxD	mm	892x500x340	892x500x340
Net weight		kg	43	44
Water pipe connector		Inch	R 1/4	R 1/4
A class pump	Number of speeds		Variable Speed	Variable Speed
	Input power (Min/Max)	W	34/110	30/105
Heating water flow (ΔT=5 K, 35 °C)		L/min	34,4	45,9
Capacity of integrated electric heater		kW	6	6
Recommended fuse		A	30/30	30/30
Recommended cable size, supply 1 / 2		mm²	3x4,0 or 6,0/3x4,0	3x4,0 or 6,0/3x4,0
Outdoor unit			WH-UD12HE5	WH-UD16HE5
Sound power ¹⁾	Heat	dB(A)	65	65
Dimension	HxWxD	mm	1340x900x320	1340x900x320
Net weight		kg	101	101
Refrigerant (R410A) / CO ₂ Eq.		kg / T	2,55/5,324	2,55/5,324
Pipe diameter	Liquid / Gas	Inch (mm)	3/8(9,52)/5/8(15,88)	3/8(9,52)/5/8(15,88)
Pipe length range		m	3-50	3-50
Elevation difference (in/out)		m	30	30
Pipe length for additional gas		m	10	10
Additional gas amount		g/m	50	50
Operation range - outdoor ambient	Heat	°C	-20 ~ +35	-20 ~ +35
	Cool	°C	+16 ~ +43	+16 ~ +43
Water outlet	Heat / Cool	°C	20 ~ 55/5 ~ 20	20 ~ 55/5 ~ 20
Kit RRP		£	4,654	5,520
Indoor unit RRP		£	2,158	2,610
Outdoor unit RRP		£	2,496	2,910
MCS Accredited Product			YES	YES

Accessories	RRP £
KIT-G3TD20C1E5 Tank 200L - Stainless steel, with tank sensor	959
KIT-G3TD30C1E5 Tank 300L - Stainless steel, with tank sensor	1,204
PAW-TD20B7PP-UK Tank 200L - Pre-Plumbed tank	2,438
PAW-TD30B7PP-UK Tank 300L - Pre-Plumbed tank	2,895
PAW-3WYVLV-HW 3 way valve for DHW Tanks	137
CZ-NV1 3 way valve kit for inside of hydrokit	233

Accessories	RRP £
PAW-BTANK50L-2 Buffer tank 50L	207
CZ-TAW1 Aquarea Smart Cloud for remote control and maintenance through wireless or wired LAN	150
CZ-NS4P Additional functions PCB	135
PAW-A2W-RTWIRED Room thermostat	84
PAW-A2W-RTWIRELESS Wireless LCD room thermostat	140

1) Sound power in accordance to 811/2013, 813/2013 and EN12102-1:2017 at +7 °C. * EER and COP calculation is based in accordance to EN14511.



INTERNET CONTROL: Optional. GOOD DESIGN AWARD 2017: Indoor units All in One and Bi-bloc J and H Generation awarded with the prestigious Good Design Award 2017.



Aquarea High Performance Mono-bloc J Generation Single phase. Heating and Cooling - MDC • R32

Energy efficiency: A+++ in heating at 35 °C / "A" water pump with variable speed / Built-in flow meter.

Flexibility: Built-in magnetic water filter / Built-in 6L expansion vessel.

Comfort: Operation range and heating curve down to -20 °C / 60 °C water outlet temperature / Cooling mode down to +10 °C.

Control: Additional functions with optional PCB (2 zone control, bivalent control, Smart Grid contact and more).

Connectivity: Optional Aquarea Smart and Service Cloud and integration into BMS projects.

			Single phase		
Outdoor unit			WH-MDC05J3E5	WH-MDC07J3E5	WH-MDC09J3E5
Heating capacity / COP (A +7 °C, W 35 °C)	kW / COP		5,00/5,08	7,00/4,76	9,00/4,48
Heating capacity / COP (A +7 °C, W 55 °C)	kW / COP		5,00/3,01	7,00/2,82	8,95/2,78
Heating capacity / COP (A +2 °C, W 35 °C)	kW / COP		5,00/3,57	7,00/3,40	7,45/3,13
Heating capacity / COP (A +2 °C, W 55 °C)	kW / COP		5,00/2,27	6,30/2,16	7,00/2,12
Heating capacity / COP (A -7 °C, W 35 °C)	kW / COP		5,00/2,78	6,80/2,81	7,50/2,63
Heating capacity / COP (A -7 °C, W 55 °C)	kW / COP		5,00/1,85	6,30/1,86	7,00/1,80
Cooling capacity / EER (A 35 °C, W 7 °C)	kW / EER		5,00/3,31	7,00/3,06	9,00/2,71
Cooling capacity / EER (A 35 °C, W 18 °C)	kW / EER		5,00/5,05	7,00/4,73	9,00/4,25
Heating average climate (W 35 °C / W 55 °C)	Seasonal energy efficiency	ηs %	202/142	193/130	193/130
	SCOP		5,12/3,63	4,90/3,32	4,90/3,32
Heating warm climate (W 35 °C / W 55 °C)	Seasonal energy efficiency	ηs %	237/165	227/160	227/160
	SCOP		6,00/4,20	5,75/4,07	5,75/4,07
Heating cold climate (W 35 °C / W 55 °C)	Seasonal energy efficiency	ηs %	160/115	164/116	164/116
	SCOP		4,08/2,95	4,18/2,98	4,18/2,98
Sound power ¹⁾	Heat	dB(A)	59	59	59
	Sound power ³⁾	Heat	dB(A)	60	61
Sound power ⁴⁾	Heat	dB(A)	56	58	59
Dimension	H x W x D	mm	865 x 1283 x 320	865 x 1283 x 320	865 x 1283 x 320
Net weight		kg	99	104	104
Refrigerant (R32) / CO ₂ Eq. ²⁾	kg / T		1,3/0,878	1,3/0,878	1,3/0,878
Water pipe connector		Inch	R 1¼	R 1¼	R 1¼
Pump	Number of speeds		Variable Speed	Variable Speed	Variable Speed
	Input power (Min/Max)	W	34/96	36/100	39/108
Heating water flow (ΔT=5 K, 35 °C)		L/min	14,3	20,1	25,8
Capacity of integrated electric heater		kW	3	3	3
Input power	Heat	kW	0,985	1,47	2,01
	Cool	kW	1,51	2,29	3,32
Running and starting current	Heat	A	4,7	7,0	9,3
	Cool	A	7,0	10,5	14,7
Current 1		A	12	17	17
Current 2		A	13	13	13
Recommended fuse		A	30/15	30/15	30/16
Recommended cable size, supply 1 / 2		mm ²	3x1,5/3x1,5	3x2,5/3x1,5	3x2,5/3x1,5
Operation range - outdoor ambient	Heat	°C	-20 ~ 35	-20 ~ 35	-20 ~ 35
	Cool	°C	+10 ~ +43	+10 ~ +43	+10 ~ +43
Water outlet	Heat	°C	20 ~ 60	20 ~ 60	20 ~ 60
	Cool	°C	5 ~ 20	5 ~ 20	5 ~ 20
Outdoor unit RRP		£	2,362	2,640	3,364
MCS Accredited Product			YES	YES	YES

Accessories	RRP £
KIT-G3TD20C1E5 Tank 200L - Stainless steel, with tank sensor	959
KIT-G3TD30C1E5 Tank 300L - Stainless steel, with tank sensor	1,204
PAW-TD20B7PP-UK Tank 200L - Pre-Plumbed tank	2,438
PAW-TD30B7PP-UK Tank 300L - Pre-Plumbed tank	2,895
PAW-3WYVLV-HW 3 way valve for DHW Tanks	137

Accessories	RRP £
PAW-BTANK50L-2 Buffer tank 50L	207
CZ-TAW1 Aquarea Smart Cloud for remote control and maintenance through wireless or wired LAN	150
PAW-A2W-RTWIRED Room thermostat	84
PAW-A2W-RTWIRELESS Wireless LCD room thermostat	140

1) Sound power in accordance to 811/2013, 813/2013 and EN12102-1:2017 at +7 °C. 2) WH-MDC models are hermetically sealed. * EER and COP calculation is based in accordance to EN14511.
3) Sound power in accordance to 811/2013, 813/2013 and EN12102-1:2017 at +7 °C. (Full Power) Independent test carried out by the Danish Technological Institute (DTI) under ISO 17025 conditions.
4) Sound power in accordance to 811/2013, 813/2013 and EN12102-1:2017 at +7 °C. (Quiet Mode 3) Independent test carried out by the Danish Technological Institute (DTI) under ISO 17025 conditions.



INTERNET CONTROL: Optional.



Aquarea High Performance Mono-bloc H Generation Single Phase. Heating and Cooling - MDC • R410A

Energy efficiency: A+++ in heating at 35 °C / "A" water pump with variable speed / Built-in flow meter.

Flexibility: Optional magnet for the water filter.

Comfort: Operation range and heating curve down to -20 °C / 55 °C water outlet temperature.

Control: Additional functions with optional PCB (2 zone control, bivalent control, Smart Grid contact and more).

Connectivity: Optional Aquarea Smart and Service Cloud and integration into BMS projects.

			Single phase	
Outdoor unit			WH-MDC12H6E5	WH-MDC16H6E5
Heating capacity / COP (A +7 °C, W 35 °C)		kW / COP	12,00/4,74	16,00/4,28
Heating capacity / COP (A +7 °C, W 55 °C)		kW / COP	12,00/2,93	14,50/2,72
Heating capacity / COP (A +2 °C, W 35 °C)		kW / COP	11,40/3,44	13,00/3,28
Heating capacity / COP (A +2 °C, W 55 °C)		kW / COP	9,10/2,23	9,80/2,21
Heating capacity / COP (A -7 °C, W 35 °C)		kW / COP	10,00/2,73	11,40/2,57
Heating capacity / COP (A -7 °C, W 55 °C)		kW / COP	8,20/1,95	9,00/1,84
Cooling capacity / EER (A 35 °C, W 7 °C)		kW / EER	10,00/2,81	12,20/2,56
Cooling capacity / EER (A 35 °C, W 18 °C)		kW / EER	10,00/4,65	12,20/4,12
Heating average climate (W 35 °C / W 55 °C)	Seasonal energy efficiency	ηs %	190/134	190/130
	SCOP		4,83/3,43	4,83/3,33
Heating warm climate (W 35 °C / W 55 °C)	Seasonal energy efficiency	ηs %	245/159	245/169
	SCOP		6,20/4,05	6,20/4,30
Heating cold climate (W 35 °C / W 55 °C)	Seasonal energy efficiency	ηs %	168/121	168/121
	SCOP		4,28/3,10	4,28/3,10
Sound power ¹⁾	Heat	dB(A)	65	65
	Dimension	H x W x D	mm	mm
Net weight		kg	140	140
Refrigerant (R410A) / CO ₂ Eq. ²⁾		kg / T	2,10/4,385	2,10/4,385
Water pipe connector		Inch	R 1/4	R 1/4
Pump	Number of speeds		Variable Speed	Variable Speed
	Input power (Min/Max)	W	34/110	38/120
Heating water flow (ΔT=5 K, 35 °C)		L/min	34,4	45,9
Capacity of integrated electric heater		kW	6	6
Input Power	Heat	kW	2,53	3,74
	Cool	kW	3,56	4,76
Running and Starting current	Heat	A	11,7	16,9
	Cool	A	16,2	21,5
Current 1		A	24,0	26,0
Current 2		A	26,0	26,0
Recommended fuse		A	30/30	30/30
Recommended cable size, supply 1 / 2		mm ²	3x4,0 or 6,0/3x4,0	3x4,0 or 6,0/3x4,0
Operation range - outdoor ambient	Heat	°C	-20 ~ +35	-20 ~ +35
	Cool	°C	+16 ~ +43	+16 ~ +43
Water outlet	Heat	°C	25 - 55	25 - 55
	Cool	°C	5 - 20	5 - 20
Outdoor unit RRP		£	4,333	5,046
MCS Accredited Product			YES	YES

Accessories	RRP £
KIT-G3TD20C1E5 Tank 200L - Stainless steel, with tank sensor	959
KIT-G3TD30C1E5 Tank 300L - Stainless steel, with tank sensor	1,204
PAW-TD20B7PP-UK Tank 200L - Pre-Plumbed tank	2,438
PAW-TD30B7PP-UK Tank 300L - Pre-Plumbed tank	2,895
PAW-3WYVLV-HW 3 way valve for DHW Tanks	137

Accessories	RRP £
PAW-BTANK50L-2 Buffer tank 50L	207
CZ-TAW1 Aquarea Smart Cloud for remote control and maintenance through wireless or wired LAN	150
PAW-A2W-RTWIRED Room thermostat	84
PAW-A2W-RTWIRELESS Wireless LCD room thermostat	140

1) Sound power in accordance to 811/2013, 813/2013 and EN12102-1:2017 at +7 °C. 2) WH-MDC models are hermetically sealed. * EER and COP calculation is based in accordance to EN14511.



INTERNET CONTROL: Optional.



Aquaarea T-CAP All in One H Generation Single phase. Heating and Cooling • R410A

Energy efficiency: A+++ in heating at 35 °C and A+ in DHW / "A" water pump with variable speed / Stainless steel DHW tank with U-Vacua™ insulation panel / Built-in flow meter.

Flexibility: Optional magnet for the water filter.

Comfort: Constant capacity down to -20 °C / Operation range down to -28 °C / 60 °C water outlet temperature.

Control: Additional functions with optional PCB (2 zone control, bivalent control, Smart Grid contact and more).

Connectivity: Optional Aquaarea Smart and Service Cloud and integration into BMS projects.

Single phase (Power to indoor)

Kit			KIT-AXC09HE5	KIT-AXC12HE5
Heating capacity / COP (A +7 °C, W 35 °C)		kW / COP	9,00/4,84	12,00/4,74
Heating capacity / COP (A +7 °C, W 55 °C)		kW / COP	9,00/2,94	12,00/2,88
Heating capacity / COP (A +2 °C, W 35 °C)		kW / COP	9,00/3,59	12,00/3,44
Heating capacity / COP (A +2 °C, W 55 °C)		kW / COP	9,00/2,21	12,00/2,19
Heating capacity / COP (A -7 °C, W 35 °C)		kW / COP	9,00/2,85	12,00/2,72
Heating capacity / COP (A -7 °C, W 55 °C)		kW / COP	9,00/2,02	12,00/1,92
Cooling capacity / EER (A 35 °C, W 7 °C)		kW / EER	7,00/3,17	10,00/2,81
Cooling capacity / EER (A 35 °C, W 18 °C)		kW / EER	7,00/5,19	10,00/5,13
Heating average climate (W 35 °C / W 55 °C)	Seasonal energy efficiency	η_s %	181/130	170/130
	Energy class ¹⁾	SCOP	4,59/3,32	4,32/3,32
Heating warm climate (W 35 °C / W 55 °C)	Seasonal energy efficiency	η_s %	235/158	231/158
	Energy class ¹⁾	SCOP	5,95/4,02	5,86/4,02
Heating cold climate (W 35 °C / W 55 °C)	Seasonal energy efficiency	η_s %	160/125	160/125
	Energy class ¹⁾	SCOP	4,08/3,20	4,08/3,20
Indoor unit			KIT-G3ADC1216H6E5	KIT-G3ADC1216H6E5
Sound pressure	Heat / Cool	dB(A)	33/33	33/33
Dimension	HxWxD	mm	1800x598x717	1800x598x717
Net weight		kg	124	124
Water pipe connector		Inch	R 1½	R 1½
A class pump	Number of speeds		Variable Speed	Variable Speed
	Input power (Min/Max)	W	36/152	36/152
Heating water flow ($\Delta T=5$ K, 35 °C)		L/min	25,8	34,4
Capacity of integrated electric heater		kW	6	6
Recommended fuse		A	30/30	30/30
Recommended cable size, supply 1 / 2		mm ²	3x4,0/3x4,0	3x4,0/3x4,0
Water volume		L	185	185
Maximum water temperature		°C	65	65
Material inside tank			Stainless steel	Stainless steel
Tapping profile according EN16147			L	L
DHW tank ERP efficiency average / warm / cold ²⁾		A+ to F	A/A/A	A/A/A
DHW tank ERP average climate η / COPdHW		η_{wh} % / COPdHW	95/2,37	95/2,37
DHW tank ERP warm climate η / COPdHW		η_{wh} % / COPdHW	110/2,75	110/2,75
DHW tank ERP cold climate η / COPdHW		η_{wh} % / COPdHW	75/1,87	75/1,87
Outdoor unit			WH-UX09HE5	WH-UX12HE5
Sound power ³⁾	Heat	dB(A)	66	66
Dimension / Net weight	HxWxD	mm / kg	1340x900x320/101	1340x900x320/101
Refrigerant (R410A) / CO ₂ Eq.		kg / T	2,85/5,951	2,85/5,951
Pipe diameter	Liquid / Gas	Inch (mm)	3/8(9,52)/5/8(15,88)	3/8(9,52)/5/8(15,88)
Pipe length range / Elevation difference (in/out)		m / m	3-30/20	3-30/20
Pipe length for additional gas / Additional gas amount		m / g/m	10/50	10/50
Operation range - outdoor ambient	Heat	°C	-28~+35	-28~+35
	Cool	°C	+16~+43	+16~+43
Water outlet	Heat / Cool	°C	20~60/5~20	20~60/5~20
Kit RRP		£	6,481	7,275
Indoor unit RRP		£	4,462	4,462
Outdoor unit RRP		£	2,019	2,813
MCS Accredited Product			YES	NO

Accessories		RRP £
PAW-ADC-PREKIT-1	Piping pre installation kit for H Generation	401
PAW-ADC-CV150	Decorative magnetic side cover	112
CZ-TAW1	Aquaarea Smart Cloud for remote control and maintenance through wireless or wired LAN	150

Accessories		RRP £
CZ-NS4P	Additional functions PCB	135
PAW-A2W-RTWIRED	Room thermostat	84
PAW-A2W-RTWIREDLESS	Wireless LCD room thermostat	140
PAW-G3KIT	G3 compliant kit	112

1) Scale from A+++ to D. 2) Scale from A+ to F. 3) Sound power in accordance to 811/2013, 813/2013 and EN12102-1:2017 at +7 °C. * EER and COP calculation is based in accordance to EN14511. ** This product is designed to comply with the European Water Quality Directive 98/83/EC amended by 2015/1787/EU. The lifespan of the product is not guaranteed in the case of the use of groundwater, such as spring water or well water, the use of tap water when salt or other impurities are contained, nor in areas of acidic water quality. Maintenance and warranty costs related to these cases are the customer's responsibility.



INTERNET CONTROL: Optional. GOOD DESIGN AWARD 2017: Indoor units All in One and Bi-bloc J and H Generation awarded with the prestigious Good Design Award 2017.



Aquaarea T-CAP Bi-bloc H Generation Single phase / Three phase. Heating and Cooling - SXC • R410A

Energy efficiency: A+++ in heating at 35 °C / “A” water pump with variable speed / Built-in flow meter.

Flexibility: Optional magnet for the water filter.

Comfort: Constant capacity down to -20 °C / Operation range down to -28 °C / 60 °C water outlet temperature.

Control: Additional functions with optional PCB (2 zone control, bivalent control, Smart Grid contact and more).

Connectivity: Optional Aquaarea Smart and Service Cloud and integration into BMS projects.

			Single phase (Power to indoor)		Three Phase
Kit			KIT-WXC09H3E5	KIT-WXC12H6E5	KIT-WXC16H9E8
Heating capacity / COP (A +7 °C, W 35 °C)	kW / COP		9,00/4,84	12,00/4,74	16,00 / 4,28
Heating capacity / COP (A +7 °C, W 55 °C)	kW / COP		9,00/2,94	12,00/2,88	16,00 / 2,71
Heating capacity / COP (A +2 °C, W 35 °C)	kW / COP		9,00/3,59	12,00/3,44	16,00 / 3,10
Heating capacity / COP (A +2 °C, W 55 °C)	kW / COP		9,00/2,21	12,00/2,19	16,00 / 2,13
Heating capacity / COP (A -7 °C, W 35 °C)	kW / COP		9,00/2,85	12,00/2,72	16,00 / 2,49
Heating capacity / COP (A -7 °C, W 55 °C)	kW / COP		9,00/2,02	12,00/1,92	16,00 / 1,86
Cooling capacity / EER (A 35 °C, W 7 °C)	kW / EER		7,00/3,17	10,00/2,81	12,20 / 2,57
Cooling capacity / EER (A 35 °C, W 18 °C)	kW / EER		7,00/5,19	10,00/5,13	12,20 / 3,49
Heating average climate (W 35 °C / W 55 °C)	Seasonal energy efficiency	ηs %	181/130	170/130	160 / 125
	SCOP		4,59/3,32	4,32/3,32	4,08 / 3,20
Heating warm climate (W 35 °C / W 55 °C)	Seasonal energy efficiency	ηs %	235/158	231/158	231 / 159
	SCOP		5,95/4,02	5,86/4,02	5,86 / 4,05
Heating cold climate (W 35 °C / W 55 °C)	Seasonal energy efficiency	ηs %	160/125	160/125	150 / 125
	SCOP		4,08/3,20	4,08/3,20	3,83 / 3,20
Energy class		A+++ to D	A+++ / A++	A++ / A++	A++ / A++
Energy class		A+++ to D	A+++ / A+++	A+++ / A+++	A+++ / A+++
Energy class		A+++ to D	A++ / A++	A++ / A++	A++ / A++
Indoor unit			WH-SXC09H3E5	WH-SXC12H6E5	WH-SXC16H9E8
Sound pressure	Heat / Cool	dB(A)	33/33	33/33	33 / 33
Dimension	H x W x D	mm	892 x 500 x 340	892 x 500 x 340	892 x 500 x 340
Net weight		kg	43	43	45
Water pipe connector		Inch	R 1½	R 1½	R 1½
A class pump	Number of speeds		Variable Speed	Variable Speed	Variable Speed
	Input power (Min/Max)	W	32/102	34/110	30 / 105
Heating water flow (ΔT=5 K, 35 °C)		L/min	25,8	34,4	45,9
Capacity of integrated electric heater		kW	3	6	9
Recommended fuse		A	30/30	30/30	16 / 16
Recommended cable size, supply 1 / 2		mm²	3x4,0 or 6,0/3x4,0	3x4,0 or 6,0/3x4,0	5 x 1,5 / 5 x 1,5
Outdoor unit			WH-UX09HE5	WH-UX12HE5	WH-UX16HE8
Sound power ¹⁾	Heat	dB(A)	66	66	67
Dimension	H x W x D	mm	1340 x 900 x 320	1340 x 900 x 320	1340 x 900 x 320
Net weight		kg	101	101	118
Refrigerant (R410A) / CO ₂ Eq.		kg / T	2,85/5,951	2,85/5,951	2,90 / 6,055
Pipe diameter	Liquid / Gas	Inch (mm)	3/8(9,52)/5/8(15,88)	3/8(9,52)/5/8(15,88)	3/8(9,52)/5/8(15,88)
Pipe length range		m	3-30	3-30	3-30
Elevation difference (in/out)		m	20	20	20
Pipe length for additional gas		m	10	10	10
Additional gas amount		g/m	50	50	50
Operation range - outdoor ambient	Heat	°C	-28 ~ +35	-28 ~ +35	-28 ~ +35
	Cool	°C	+16 ~ +43	+16 ~ +43	+16 ~ +43
Water outlet	Heat / Cool	°C	20 ~ 60/5 ~ 20	20 ~ 60/5 ~ 20	20 ~ 60/5 ~ 20
Kit RRP		£	3,924	4,916	6,519
Indoor unit RRP		£	1,905	2,103	2,721
Outdoor unit RRP		£	2,019	2,813	3,798
MCS Accredited Product			YES	YES	YES


Accessories		RRP £
KIT-G3TD20C1E5	Tank 200L - Stainless steel, with tank sensor	959
KIT-G3TD30C1E5	Tank 300L - Stainless steel, with tank sensor	1,204
PAW-TD20B7PP-UK	Tank 200L - Pre-Plumbed tank	2,438
PAW-TD30B7PP-UK	Tank 300L - Pre-Plumbed tank	2,895
PAW-3WYVLV-HW	3 way valve for DHW Tanks	137
CZ-NV1	3 way valve kit for inside of hydrokit	233

Accessories		RRP £
PAW-BTANK50L-2	Buffer tank 50L	207
CZ-TAW1	Aquaarea Smart Cloud for remote control and maintenance through wireless or wired LAN	150
CZ-NS4P	Additional functions PCB	135
PAW-A2W-RTWIRED	Room thermostat	84
PAW-A2W-RTWIRELESS	Wireless LCD room thermostat	140

1) Sound power in accordance to 811/2013, 813/2013 and EN12102-1:2017 at +7 °C. * EER and COP calculation is based in accordance to EN14511.



INTERNET CONTROL: Optional. GOOD DESIGN AWARD 2017: Indoor units All in One and Bi-bloc J and H Generation awarded with the prestigious Good Design Award 2017.



Aquaarea T-CAP Bi-bloc H Generation Three phase. Super Quiet outdoor unit. Heating and Cooling - SQC • R410A

Energy efficiency: A+++ in heating at 35 °C / "A" water pump with variable speed / Built-in flow meter.

Flexibility: Optional magnet for the water filter.

Comfort: Low noise level / Constant capacity down to -20 °C / Operation range down to -28 °C / 60 °C water outlet temperature.

Control: Additional functions with optional PCB (2 zone control, bivalent control, Smart Grid contact and more).

Connectivity: Optional Aquaarea Smart and Service Cloud and integration into BMS projects.

			Three phase (Power to indoor)		
Kit			KIT-WQC09H3E8	KIT-WQC12H9E8	KIT-WQC16H9E8
Heating capacity / COP (A +7 °C, W 35 °C)		kW / COP	9,00/4,84	12,00/4,74	16,00/4,28
Heating capacity / COP (A +7 °C, W 55 °C)		kW / COP	9,00/2,94	12,00/2,88	16,00/2,71
Heating capacity / COP (A +2 °C, W 35 °C)		kW / COP	9,00/3,59	12,00/3,44	16,00/3,10
Heating capacity / COP (A +2 °C, W 55 °C)		kW / COP	9,00/2,21	12,00/2,19	16,00/2,13
Heating capacity / COP (A -7 °C, W 35 °C)		kW / COP	9,00/2,85	12,00/2,72	16,00/2,49
Heating capacity / COP (A -7 °C, W 55 °C)		kW / COP	9,00/2,02	12,00/1,92	16,00/1,86
Cooling capacity / EER (A 35 °C, W 7 °C)		kW / EER	7,00/3,17	10,00/2,81	12,20/2,57
Cooling capacity / EER (A 35 °C, W 18 °C)		kW / EER	7,00/5,19	10,00/5,13	12,20/3,49
Heating average climate (W 35 °C / W 55 °C)	Seasonal energy efficiency	ηs %	181/130	170/130	160/125
	SCOP		4,59/3,32	4,32/3,32	4,08/3,20
Heating warm climate (W 35 °C / W 55 °C)	Seasonal energy efficiency	ηs %	235/158	231/158	231/159
	SCOP		5,95/4,02	5,86/4,02	5,86/4,05
Heating cold climate (W 35 °C / W 55 °C)	Seasonal energy efficiency	ηs %	160/125	160/125	150/125
	SCOP		4,08/3,20	4,08/3,20	3,83/3,20
Energy class		A+++ to D	A+++/A++	A++/A++	A++/A++
Indoor unit			WH-SQC09H3E8	WH-SQC12H9E8	WH-SQC16H9E8
	Sound pressure	Heat / Cool	dB(A)	33/33	33/33
Dimension	HxWxD	mm	892x500x340	892x500x340	892x500x340
Net weight		kg	43	44	45
Water pipe connector		Inch	R 1½	R 1½	R 1½
A class pump	Number of speeds		Variable Speed	Variable Speed	Variable Speed
	Input power (Min/Max)	W	32/102	34/110	30/105
Heating water flow (ΔT=5 K, 35 °C)		L/min	25,8	34,4	45,9
Capacity of integrated electric heater		kW	3	9	9
Recommended fuse		A	15/30	15/30	15/30
Recommended cable size, supply 1 / 2		mm²	5x1,5/3x1,5	5x1,5/5x1,5	5x1,5/5x1,5
Outdoor unit			WH-UQ09HE8	WH-UQ12HE8	WH-UQ16HE8
	Sound power ¹⁾	Heat	dB(A)	58	58
Sound power ²⁾	Heat	dB(A)	-	-	58
Dimension	HxWxD	mm	1410x1283x320	1410x1283x320	1410x1283x320
Net weight		kg	151	151	161
Refrigerant (R410A) / CO ₂ Eq.		kg / T	2,85/5,951	2,85/5,951	2,99/6,243
Pipe diameter	Liquid / Gas	Inch (mm)	3/8(9,52)/5/8(15,88)	3/8(9,52)/5/8(15,88)	3/8(9,52)/5/8(15,88)
Pipe length range		m	3-30	3-30	3-30
Elevation difference (in/out)		m	20	20	20
Pipe length for additional gas		m	10	10	10
Additional gas amount		g/m	50	50	50
Operation range - outdoor ambient	Heat	°C	-28 ~ +35	-28 ~ +35	-28 ~ +35
	Cool	°C	+16 ~ +43	+16 ~ +43	+16 ~ +43
Water outlet	Heat / Cool	°C	20 ~ 60/5 ~ 20	20 ~ 60/5 ~ 20	20 ~ 60/5 ~ 20
Kit RRP		£	5,908	6,409	7,604
Indoor unit RRP		£	2,372	2,581	2,857
Outdoor unit RRP		£	3,536	3,828	4,747
MCS Accredited Product			NO	NO	YES

Accessories		RRP £
KIT-G3TD20C1E5	Tank 200L - Stainless steel, with tank sensor	959
KIT-G3TD30C1E5	Tank 300L - Stainless steel, with tank sensor	1,204
PAW-TD20B7PP-UK	Tank 200L - Pre-Plumbed tank	2,438
PAW-TD30B7PP-UK	Tank 300L - Pre-Plumbed tank	2,895
PAW-3WYVLV-HW	3 way valve for DHW Tanks	137
CZ-NV1	3 way valve kit for inside of hydrokit	233


Accessories		RRP £
PAW-BTANK50L-2	Buffer tank 50L	207
CZ-TAW1	Aquaarea Smart Cloud for remote control and maintenance through wireless or wired LAN	150
CZ-NS4P	Additional functions PCB	135
PAW-A2W-RTWIRED	Room thermostat	84
PAW-A2W-RTWIRELESS	Wireless LCD room thermostat	140

1) Sound power in accordance to 811/2013, 813/2013 and EN12102-1:2017 at +7 °C. * EER and COP calculation is based in accordance to EN14511.

2) Sound power in accordance to 811/2013, 813/2013 and EN12102-1:2017 at +7 °C. WH-SQC16H9E8 (Quiet Mode 3) Independent test carried out by the Danish Technological Institute (DTI) under ISO 17025 conditions.



INTERNET CONTROL: Optional. GOOD DESIGN AWARD 2017: Indoor units All in One and Bi-bloc J and H Generation awarded with the prestigious Good Design Award 2017.

NEW
2021

NEW Aquarea T-CAP Mono-bloc J Generation Single phase / Three phase. Heating and Cooling - MDC • R32

Energy efficiency: A+++ in heating at 35 °C / "A" water pump with variable speed / Built-in flow meter.

Flexibility: Built-in magnetic water filter.

Comfort: Constant capacity and operation range down to -20 °C / 65 °C water outlet temperature.

Control: Additional functions with optional PCB (2 zone control, bivalent control, Smart Grid contact and more).

Connectivity: Optional Aquarea Smart and Service Cloud and integration into BMS projects.

Outdoor unit		Single phase		Three Phase	
		WH-MXC09J3E5	WH-MXC12J6E5	WH-MXC16J9E8	
Heating capacity / COP (A +7 °C, W 35 °C)	kW / COP	9,00/5,08	12,00/4,80	16,00/—	
Heating capacity / COP (A +7 °C, W 55 °C)	kW / COP	9,00/3,08	12,00/3,05	—	
Heating capacity / COP (A +2 °C, W 35 °C)	kW / COP	9,00/3,81	12,00/3,53	16,00/—	
Heating capacity / COP (A +2 °C, W 55 °C)	kW / COP	9,00/2,54	12,00/2,42	—	
Heating capacity / COP (A -7 °C, W 35 °C)	kW / COP	9,00/3,08	12,00/2,82	—	
Heating capacity / COP (A -7 °C, W 55 °C)	kW / COP	9,00/2,12	12,00/2,00	—	
Cooling capacity / EER (A 35 °C, W 7 °C)	kW / EER	9,00/3,18	12,00/2,90	14,50/—	
Cooling capacity / EER (A 35 °C, W 18 °C)	kW / EER	9,00/4,62	12,00/3,95	—	
Heating average climate (W 35 °C / W 55 °C)	Seasonal energy efficiency	ηs %	195/140	195/140	
	SCOP	4,96/3,57	4,96/3,57	—	
Heating warm climate (W 35 °C / W 55 °C)	Seasonal energy efficiency	ηs %	256/171	256/171	
	SCOP	6,47/4,34	6,47/4,34	—	
Heating cold climate (W 35 °C / W 55 °C)	Seasonal energy efficiency	ηs %	169/127	169/127	
	SCOP	4,31/3,26	4,31/3,26	—	
Sound power ¹⁾	Heat	dB(A)	65	65	
	Cool	dB(A)	66	66	
Dimension	HxWxD	mm	1410x1283x320	1410x1283x320	
Net weight	kg	140	140	164	
Refrigerant (R32) / CO ₂ Eq. ²⁾	kg / T	1,60/1,080	1,60/1,080	1,80/1,215	
Water pipe connector	Inch	R 1½	R 1½	R 1½	
Pump	Number of speeds	Variable Speed	Variable Speed	Variable Speed	
	Input power (Min/Max)	W	32/102	34/110	38/120
Heating water flow (ΔT=5 K, 35 °C)	L/min	25,8	34,4	45,9	
Capacity of integrated electric heater	kW	3	6	9	
Input power	Heat	kW	1,77	2,50	—
	Cool	kW	2,83	4,14	—
Running and starting current	Heat	A	8,3	11,6	—
	Cool	A	13,1	19,1	—
Current 1	A	29,0	29,0	15,5	
Current 2	A	13,0	26,0	13,0	
Recommended fuse, supply 1 / 2	A	30/30	30/30	20/20	
Recommended cable size, supply 1 / 2	mm ²	3x4,0 or 6,0/3x4,0	3x4,0 or 6,0/3x4,0	5x1,5/5x1,5	
Operation range - outdoor ambient	Heat	°C	10~+43	10~+43	
	Cool	°C	-20~+35	-20~+35	
Water outlet ³⁾	Heat	°C	20~65	20~65	
	Cool	°C	5~20	5~20	
Outdoor unit RRP	£	4,222	5,281	7,029	
MCS Accredited Product		TBC	TBC	TBC	

Tentative data

Accessories	RRP £
KIT-G3TD20C1E5 Tank 200L - Stainless steel, with tank sensor	959
KIT-G3TD30C1E5 Tank 300L - Stainless steel, with tank sensor	1,204
PAW-TD20B7PP-UK Tank 200L - Pre-Plumbed tank	2,438
PAW-TD30B7PP-UK Tank 300L - Pre-Plumbed tank	2,895
PAW-3WYVLV-HW 3 way valve for DHW Tanks	137
CZ-NV1 3 way valve kit for inside of hydrokit	233

Accessories	RRP £
PAW-BTANK50L-2 Buffer tank 50L	207
CZ-TAW1 Aquarea Smart Cloud for remote control and maintenance through wireless or wired LAN	150
CZ-NS4P Additional functions PCB	135
PAW-A2W-RTWIRED Room thermostat	84
PAW-A2W-RTWIRELESS Wireless LCD room thermostat	140

1) Sound power in accordance to 811/2013, 813/2013 and EN12102-1:2017 at +7 °C. 2) WH-MXC models are hermetically sealed. 3) It is possible to set temperature by 65 °C on remote controller. Normally, outlet water temperature is 60 °C or lower. In case of ΔT setting with remote controller is 15 °C and the outdoor ambient temperature is 5 to 20 °C, outlet water temperature 65 °C is possible. * EER and COP calculation is based in accordance to EN14511.



INTERNET CONTROL: Optional.



011-1W0206
For WH-MXC09H3E5
and WH-MXC12H6E5



Aquarea T-CAP Mono-bloc H Generation Single phase / Three phase. Heating and Cooling - MXC • R410A

Energy efficiency: A+++ in heating at 35 °C / "A" water pump with variable speed / Built-in flow meter.

Flexibility: Optional magnet for the water filter.

Comfort: Constant capacity and operation range down to -20 °C / 60 °C water outlet temperature.

Control: Additional functions with optional PCB (2 zone control, bivalent control, Smart Grid contact and more).

Connectivity: Optional Aquarea Smart and Service Cloud and integration into BMS projects.

Outdoor unit			Single phase		Three phase		
			WH-MXC09H3E5	WH-MXC12H6E5	WH-MXC09H3E8	WH-MXC12H9E8	WH-MXC16H9E8
Heating capacity / COP (A +7 °C, W 35 °C)		kW / COP	9,00/4,84	12,00/4,74	9,00/4,84	12,00/4,74	16,00/4,28
Heating capacity / COP (A +7 °C, W 55 °C)		kW / COP	9,00/2,94	12,00/2,88	9,00/2,94	12,00/2,88	16,00/2,71
Heating capacity / COP (A +2 °C, W 35 °C)		kW / COP	9,00/3,59	12,00/3,44	9,00/3,59	12,00/3,44	16,00/3,10
Heating capacity / COP (A +2 °C, W 55 °C)		kW / COP	9,00/2,21	12,00/2,19	9,00/2,21	12,00/2,19	16,00/2,13
Heating capacity / COP (A -7 °C, W 35 °C)		kW / COP	9,00/2,85	12,00/2,72	9,00/2,85	12,00/2,72	16,00/2,49
Heating capacity / COP (A -7 °C, W 55 °C)		kW / COP	9,00/2,02	12,00/1,92	9,00/2,02	12,00/1,92	16,00/1,86
Cooling capacity / EER (A 35 °C, W 7 °C)		kW / EER	7,00/3,17	10,00/2,81	7,00/3,17	10,00/2,81	12,20/2,56
Cooling capacity / EER (A 35 °C, W 18 °C)		kW / EER	7,00/5,19	10,00/5,13	7,00/5,19	10,00/5,13	12,20/3,49
Heating average climate (W 35 °C / W 55 °C)	Seasonal energy efficiency	ηs %	181/130	170/130	181/130	170/130	160/125
	SCOP		4,59/3,32	4,32/3,32	4,59/3,32	4,32/3,32	4,08/3,20
Heating warm climate (W 35 °C / W 55 °C)	Seasonal energy efficiency	ηs %	235/158	231/158	235/158	231/158	231/159
	SCOP		5,95/4,03	5,86/4,02	5,95/4,02	5,86/4,02	5,86/4,05
Heating cold climate (W 35 °C / W 55 °C)	Seasonal energy efficiency	ηs %	160/125	160/125	160/125	160/125	150/125
	SCOP		4,08/3,20	4,08/3,20	4,08/3,20	4,08/3,20	3,83/3,20
Sound power ¹⁾	Heat	dB(A)	65	65	65	65	66
	Dimension	HxWxD	mm	1410x1283x320	1410x1283x320	1410x1283x320	1410x1283x320
Net weight		kg	142	142	151	151	164
Refrigerant (R410A) / CO ₂ Eq. ²⁾		kg / T	2,30/4,802	2,30/4,802	2,30/4,802	2,30/4,802	2,35/4,907
Water pipe connector		Inch	R 1½	R 1½	R 1½	R 1½	R 1½
Pump	Number of speeds		Variable Speed	Variable Speed	Variable Speed	Variable Speed	Variable Speed
	Input power (Min/Max)	W	32/102	34/110	32/102	34/110	38/120
Heating water flow (ΔT=5 K, 35 °C)		L/min	25,8	34,4	25,8	34,4	45,9
Capacity of integrated electric heater		kW	3	6	3	9	9
Input power	Heat	kW	1,86	2,53	1,86	2,53	3,74
	Cool	kW	2,21	3,56	2,21	3,56	4,76
Running and starting current	Heat	A	8,8	11,7	3,0	4,0	5,7
	Cool	A	10,4	16,5	3,5	5,3	7,1
Current 1		A	29,0	29,0	14,7	11,9	15,5
Current 2		A	13,0	26,0	13,0	13,0	13,0
Recommended fuse		A	30/30	30/30	16/16	16/16	16/16
Recommended cable size, supply 1 / 2		mm ²	3x4,0 or 6,0/3x4,0	3x4,0 or 6,0/3x4,0	5x1,5/3x1,5	5x1,5/5x1,5	5x1,5/5x1,5
Operation range - outdoor ambient	Heat	°C	-28 ~ +35	-28 ~ +35	-28 ~ +35	-28 ~ +35	-28 ~ +35
	Cool	°C	+16 ~ +43	+16 ~ +43	+16 ~ +43	+16 ~ +43	+16 ~ +43
Water outlet	Heat	°C	20 ~ 60	20 ~ 60	20 ~ 60	20 ~ 60	20 ~ 60
	Cool	°C	5 ~ 20	5 ~ 20	5 ~ 20	5 ~ 20	5 ~ 20
Outdoor unit RRP		£	4,222	5,281	4,552	5,440	7,029
MCS Accredited Product			YES	YES	NO	NO	YES

Accessories	RRP £
KIT-G3TD20C1E5 Tank 200L - Stainless steel, with tank sensor	959
KIT-G3TD30C1E5 Tank 300L - Stainless steel, with tank sensor	1,204
PAW-TD20B7PP-UK Tank 200L - Pre-Plumbed tank	2,438
PAW-TD30B7PP-UK Tank 300L - Pre-Plumbed tank	2,895
PAW-3WYVLV-HW 3 way valve for DHW Tanks	137

Accessories	RRP £
PAW-BTANK50L-2 Buffer tank 50L	207
CZ-TAW1 Aquarea Smart Cloud for remote control and maintenance through wireless or wired LAN	150
PAW-A2W-RTWIRED Room thermostat	84
PAW-A2W-RTWIRELESS Wireless LCD room thermostat	140

1) Sound power in accordance to 811/2013, 813/2013 and EN12102-1:2017 at +7 °C. 2) WH-MXC models are hermetically sealed. * EER and COP calculation is based in accordance to EN14511.



INTERNET CONTROL: Optional.



Aquarea HT Bi-bloc F Generation Single phase / Three phase. Heating Only - SHF • R407C

Energy efficiency: "A" water pump with variable speed.

Comfort: Operation range down to -20 °C outdoor temperature / 65 °C water outlet temperature

Control: Efficient control of room temperature based on outdoor and indoor temperatures, thanks to the Aquarea Manager.

Connectivity: Optional integration into BMS projects.

		Single phase (Power to indoor)		Three phase (Power to indoor)		
Kit		KIT-WHF09F3E5	KIT-WHF12F6E5	KIT-WHF09F3E8	KIT-WHF12F9E8	
Heating capacity / COP (A +7 °C, W 35 °C)	kW / COP	9,00/4,64	12,00/4,46	9,00/4,64	12,00/4,46	
Heating capacity / COP (A +7 °C, W 65 °C)	kW / COP	9,00/2,48	12,00/2,41	9,00/2,48	12,00/2,41	
Heating capacity / COP (A +2 °C, W 35 °C)	kW / COP	9,00/3,45	12,00/3,26	9,00/3,45	12,00/3,26	
Heating capacity / COP (A +2 °C, W 65 °C)	kW / COP	9,00/2,06	10,30/2,01	9,00/2,06	10,30/2,01	
Heating capacity / COP (A -7 °C, W 35 °C)	kW / COP	9,00/2,74	12,00/2,52	9,00/2,74	12,00/2,52	
Heating capacity / COP (A -7 °C, W 65 °C)	kW / COP	9,00/1,79	9,60/1,77	9,00/1,79	9,60/1,77	
Heating average climate (W 35 °C / W 55 °C)	Seasonal energy efficiency	ηs %	153/125	150/125	153/125	150/125
	SCOP	3,90/3,20	3,82/3,21	3,90/3,20	3,82/3,21	
Heating warm climate (W 35 °C / W 55 °C)	Energy class	A+++ to D	A++/A++	A++/A++	A++/A++	
	ηs %	191/156	188/156	191/156	188/156	
Heating cold climate (W 35 °C / W 55 °C)	SCOP	4,84/3,97	4,77/3,97	4,84/3,97	4,77/3,97	
	Energy class	A+++ to D	A+++/A+++	A+++/A+++	A+++/A+++	
Heating average climate (W 35 °C / W 55 °C)	ηs %	137/116	134/113	137/116	134/113	
	SCOP	3,50/2,97	3,42/2,90	3,50/2,97	3,42/2,90	
Indoor unit	Energy class	A+++ to D	A+/A+	A+/A+	A+/A+	
	WH-SHF09F3E5	WH-SHF12F6E5	WH-SHF09F3E8	WH-SHF12F9E8		
Sound pressure	dB(A)	33	33	33	33	
Dimension	H x W x D	892 x 502 x 353	892 x 502 x 353	892 x 502 x 353	892 x 502 x 353	
Net weight	kg	46	47	47	48	
Water pipe connector	Inch	R 1¼	R 1¼	R 1¼	R 1¼	
A class pump	Number of speeds	7	7	7	7	
	Input power (Min/Max)	W	38/100	40/106	38/100	40/106
Heating water flow (ΔT=5 K, 35 °C)	L/min	25,8	34,4	25,8	34,4	
Capacity of integrated electric heater	kW	3	6	3	9	
Recommended fuse	A	30/30	30/30	30/16	30/16	
Recommended cable size, supply 1 / 2	mm²	3 x 4,0 or 6,0 / 3 x 4,0	3 x 4,0 or 6,0 / 3 x 4,0	5 x 1,5 / 3 x 1,5	5 x 1,5 / 5 x 1,5	
Outdoor unit	WH-UH09FE5	WH-UH12FE5	WH-UH09FE8	WH-UH12FE8		
	Sound power ¹⁾	dB(A)	—	—	—	
Dimension	H x W x D	mm	1340 x 900 x 320	1340 x 900 x 320	1340 x 900 x 320	1340 x 900 x 320
Net weight	kg	104	104	110	110	
Refrigerant (R407C) / CO ₂ Eq.	kg / T	2,90/5,145	2,90/5,145	2,90/5,145	2,90/5,145	
Pipe diameter	Liquid / Gas	Inch (mm)	3/8 (9,52) / 5/8 (15,88)	3/8 (9,52) / 5/8 (15,88)	3/8 (9,52) / 5/8 (15,88)	3/8 (9,52) / 5/8 (15,88)
Pipe length range	m	3~30	3~30	3~30	3~30	
Elevation difference (in/out)	m	20	20	20	20	
Pipe length for additional gas	m	10	10	10	10	
Additional gas amount	g/m	70	70	70	70	
Operation range	Outdoor ambient (Heat)	°C	-20 ~ +35	-20 ~ +35	-20 ~ +35	-20 ~ +35
Water outlet	Heat	°C	25 ~ 65	25 ~ 65	25 ~ 65	25 ~ 65
Kit RRP	£	3,756	4,688	4,900	5,390	
Indoor unit RRP	£	1,719	1,987	2,210	2,449	
Outdoor unit RRP	£	2,037	2,701	2,690	2,941	
MCS Accredited Product		YES	YES	NO	NO	

Accessories	RRP £
KIT-G3TD20C1E5 Tank 200L - Stainless steel, with tank sensor	959
KIT-G3TD30C1E5 Tank 300L - Stainless steel, with tank sensor	1,204
PAW-TD20B7PP-UK Tank 200L - Pre-Plumbed tank	2,438
PAW-TD30B7PP-UK Tank 300L - Pre-Plumbed tank	2,895

Accessories	RRP £
PAW-3WYVLV-HW 3 way valve for DHW Tanks	137
PAW-BTANK50L-2 Buffer tank 50L	207
PAW-A2W-RTWIRED Room thermostat	84
PAW-A2W-RTWIRELESS Wireless LCD room thermostat	140

1) Sound power in accordance to 811/2013, 813/2013 and EN12102-1:2017 at +7 °C. * EER and COP calculation is based in accordance to EN14511.



INTERNET CONTROL: Optional.



Aquarea HT Mono-bloc G Generation Single phase. Heating Only - MHF • R407C

Energy efficiency: "A" water pump with variable speed.

Comfort: Operation range down to -20 °C outdoor temperature / 65 °C water outlet temperature

Control: Efficient control of room temperature based on outdoor and indoor temperatures, thanks to the Aquarea Manager.

Connectivity: Optional integration into BMS projects.

Single phase

Outdoor unit			WH-MHF09G3E5	WH-MHF12G6E5
Heating capacity / COP (A +7 °C, W 35 °C)		kW / COP	9,00/4,64	12,00/4,46
Heating capacity / COP (A +7 °C, W 65 °C)		kW / COP	9,00/2,48	12,00/2,41
Heating capacity / COP (A +2 °C, W 35 °C)		kW / COP	9,00/3,45	12,00/3,26
Heating capacity / COP (A +2 °C, W 65 °C)		kW / COP	9,00/2,06	10,30/2,01
Heating capacity / COP (A -7 °C, W 35 °C)		kW / COP	9,00/2,74	12,00/2,52
Heating capacity / COP (A -7 °C, W 65 °C)		kW / COP	9,00/1,79	9,60/1,77
Heating average climate (W 35 °C / W 55 °C)	Seasonal energy efficiency	ηs %	153/125	150/125
	SCOP		3,90/3,20	3,82/3,21
Heating warm climate (W 35 °C / W 55 °C)	Energy class	A+++ to D	A++/A++	A++/A++
	ηs %		191/156	188/156
Heating cold climate (W 35 °C / W 55 °C)	Seasonal energy efficiency	SCOP	4,84/3,97	4,77/3,97
	Energy class	A+++ to D	A+++/A+++	A+++/A+++
Heating cold climate (W 35 °C / W 55 °C)	ηs %		137/116	134/113
	SCOP		3,50/2,97	3,42/2,90
Sound power ¹⁾		dB(A)	—	—
Dimension	H x W x D	mm	1410 x 1283 x 320	1410 x 1283 x 320
Net weight		kg	151	151
Refrigerant (R407C) / CO ₂ Eq. ²⁾		kg / T	1,92/3,406	1,92/3,406
Water pipe connector		Inch	R 1½	R 1½
Pump	Number of speeds		7	7
	Input power (Min/Max)	W	—	—
Heating water flow (ΔT=5 K, 35 °C)		L/min	25,8	34,4
Capacity of integrated electric heater		kW	3	6
Input power		kW	1,94	2,69
Running and starting current		A	9,3	12,8
Current 1		A	28,5	29,0
Current 2		A	13,0	26,0
Recommended fuse		A	30/30	30/30
Recommended cable size, supply 1 / 2		mm ²	3 x 4,0 or 6,0 / 3 x 4,0	3 x 4,0 or 6,0 / 3 x 4,0
Operation range	Outdoor ambient (Heat)	°C	-20 ~ +35	-20 ~ +35
Water outlet	Heat	°C	25 ~ 65	25 ~ 65
Outdoor unit RRP		£	4,045	5,057
MCS Accredited Product			YES (35°C to 65°C)	YES (35°C to 65°C)

Accessories		RRP £
KIT-G3TD20C1E5	Tank 200L - Stainless steel, with tank sensor	959
KIT-G3TD30C1E5	Tank 300L - Stainless steel, with tank sensor	1,204
PAW-TD20B7PP-UK	Tank 200L - Pre-Plumbed tank	2,438
PAW-TD30B7PP-UK	Tank 300L - Pre-Plumbed tank	2,895

Accessories		RRP £
PAW-3WYVLV-HW	3 way valve for DHW Tanks	137
PAW-BTANK50L-2	Buffer tank 50L	207
PAW-A2W-RTWIRED	Room thermostat	84
PAW-A2W-RTWIRELESS	Wireless LCD room thermostat	140

1) Sound power in accordance to 811/2013, 813/2013 and EN12102-1:2017 at +7 °C. 2) WH-MHF models are hermetically sealed. * EER and COP calculation is based in accordance to EN14511.



INTERNET CONTROL: Optional.

Fan coils highlighted features

Designed with user in mind, perfectly designed to adapt to any installation. Providing comfort to hotels, shops, restaurants, offices or residential applications.



1 Innovation for an optimum comfort
Range of fan coil for heating and cooling with capacities from 0,2 to 9,6 kW in cooling and from 0,2 to 13,6 kW in heating. Bring full year comfort with water based systems.

2 Energy efficient and low noise fan
Dynamically balanced and specially designed fans, reinforced acoustic insulation and optimized fan speed staging for lower noise levels. Improved efficiency with optional EC fan motor.

3 Quality and efficient coil
Constructed from staggered copper tubes, mechanically expanded into aluminium fins, providing maximum heat transfer efficiency, durability and hygiene.

4 Flexible installation
Various types of unit to fit your needs with flexible installation options. A choice of service side for hydraulic connections, piping configuration and horizontal or vertical installation for ducted units.

Offering a great range of capacities and performance, presented in a wide range of designs, the fan coils are perfectly adapted to fit within almost any location. Whether the requirements are for cooling only, or for both heating and cooling, there is a fan coil to suit. With a variety of piping and fan configuration, the range is capable of meeting the most stringent of requirement. Line up available in AC and EC fans, it is possible to achieve both powerful performance, but with sustainability in mind.

Wide range of controllers with sophisticated designs, provide a user friendly interface while enabling an easy and low cost integration to building management systems.



PAW-FC-RC1
Optional wired remote controller for AC fan, 2-pipe and 4-pipe application.




PAW-FC-TC903
Optional wired remote controller for AC fan 2-pipe application.



PAW-FC-907TC
Optional wired remote controller for EC fan, 2-pipe and 4-pipe application.

Smart fan coils



Built-in advanced thermostat.

			PAW-AAIR-200-2	PAW-AAIR-700-2	PAW-AAIR-900-2
Total cooling capacity	Lo/Med/Hi	W	0,2/0,3/0,6	0,8/1,0/1,2	1,2/1,5/1,7
Sensible cooling capacity	Lo/Med/Hi	W	0,2/0,3/0,5	0,6/0,9/1,1	1,1/1,4/1,6
Water flow	Lo/Med/Hi	kg/h	40,0/59,0/95,0	129,0/178,0/207,0	198,0/261,0/300,0
Water pressure drop	Lo/Med/Hi	kPa	0,4/2,0/2,9	1,0/2,0/2,0	6,0/9,0/12,0
Inlet water temperature		°C	10	10	10
Outlet water temperature		°C	15	15	15
Inlet air temperature		°C	27,0	27,0	27,0
Outlet air temperature	Lo/Med/Hi	°C	15,0/17,0/18,0	14,0/16,0/17,0	16,0/17,0/18,0
Relative humidity of inlet air		%	47	47	47
Total heating capacity	Lo/Med/Hi	W	0,2/0,5/0,6	0,7/1,0/1,2	0,9/1,4/1,7
Water flow	Lo/Med/Hi	kg/h	37,3/80,8/98,0	121,8/177,5/204,3	152,4/244,2/292,9
Water pressure drop	Lo/Med/Hi	kPa	0,4/2,0/2,9	0,3/0,8/1,0	0,5/1,6/2,2
Inlet water temperature		°C	35	35	35
Outlet water temperature		°C	30	30	30
Inlet air temperature		°C	19,0	19,0	19,0
Outlet air temperature	Lo/Med/Hi	°C	38,9/32,0/30,0	33,3/31,8/30,6	30,2/31,1/30,6
Air flow	Lo/Med/Hi	m ³ /min	0,9/1,9/2,7	2,6/4,2/5,3	4,1/6,1/7,7
Maximum input power	Lo/Med/Hi	W	7,0/9,0/13,0	14,0/18,0/22,0	16,0/20,0/24,0
Sound pressure	Lo/Med/Hi	dB(A)	23/33/40	24/36/42	25/36/44
Dimension (HxWxD)		mm	735x579x129	935x579x129	1135x579x129
Net weight		kg	17	20	23
3 Ways valve included			Yes	Yes	Yes
Touch screen thermostat			Yes	Yes	Yes
RRP		£	614	665	796

Accessories	RRP £
PAW-AAIR-LEGS-1 Kits of 2 legs to protect the water pipings	47

Accessories	RRP £
PAW-AAIR-RHCABLE Motor connection cable for units with hydraulic connections on the right	21

* Smart fan coils is produced by Innova.

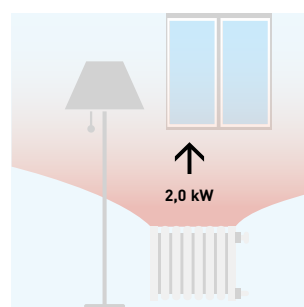
Stylish floor-standing fan coils with advanced controller

The slimline of Smart fan coils delivers high efficiency climate control.

With a depth of just under 13cm they are at the cutting edge of the market. Blending easily into the home, Smart fan coil's elegant design and product refinements are clear to see in every detail.

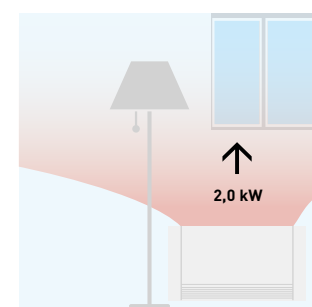
Exceptional ventilation efficiency means the motor uses considerably less energy (low wattage). The fan speed is continuously modulated by the temperature controller with proportional integral logic, with undoubted advantages for regulating the temperature and humidity in summer mode.

With standard cast radiators.



Water at 65 °C needed.

With Smart fan coil.



Water at 35 °C needed.

Technical focus

- 4 operation modes (auto, silent, night-time and maximum ventilation speed)
- Exclusive design
- Extremely compact (only 12,9cm deep)
- Cooling and dehumidification functions possible (drain is needed)
- 3-way valve included (no overflow valve needed on the

- installation if more than 3 units installed)
- Touch screen thermostat

All temperature curves and capacity are available on www.panasonicproclub.com

Fan coils - ducted (AC)



Optional controller.
Wired remote controller.
PAW-FC-903TC



Optional controller.
Advanced wired remote controller.
PAW-FC-RC1

	Left connection (PAW-)		FC2A-D010L	FC2A-D020L	FC2A-D030L	FC2A-D040L	FC2A-D050L	FC2A-D060L	FC2A-D070L	FC2A-D080L
	Right connection (PAW-)		FC2A-D010R	FC2A-D020R	FC2A-D030R	FC2A-D040R	FC2A-D050R	FC2A-D060R	FC2A-D070R	FC2A-D080R
Total cooling capacity ¹⁾	Med/S-Hi	kW	1,0/1,5	1,2/1,7	2,0/2,5	2,4/3,2	3,2/4,6	4,6/5,8	6,1/7,3	6,1/8,1
Sensible capacity ¹⁾	Med/S-Hi	kW	0,8/1,1	0,9/1,3	1,5/1,9	1,8/2,3	2,2/3,3	3,3/4,5	4,3/5,1	4,6/6,3
Water flow	Med/S-Hi	l/h	172/250	213/289	341/430	413/547	544/798	784/1003	1058/1252	1048/1400
Water pressure drop	Med/S-Hi	kPa	19,5/39,2	3,9/6,3	19,3/28,8	17,1/28,0	22,8/46,9	37,4/60,2	15,4/21,5	19,3/32,5
Heating capacity ²⁾	Med/S-Hi	kW	1,4/2,0	1,5/2,2	2,4/3,1	2,9/4,0	4,1/5,7	5,3/7,1	7,9/9,3	8,1/11,6
Sound levels										
Global Sound power	S-Lo/Med/S-Hi	dB(A)	33/40/49	31/43/50	30/45/52	30/44/51	34/46/56	38/51/58	43/56/61	50/55/64
Global Sound pressure ³⁾	S-Lo/Med/S-Hi	dB(A)	24/31/40	22/34/41	21/36/43	21/35/42	25/37/47	29/42/49	34/47/52	41/46/55
Fan										
Number			1	1	1	2	2	2	2	3
Air flow	Med/S-Hi	m ³ /h	190/283	179/265	274/390	357/499	486/716	640/933	893/1064	936/1397
Maximum external pressure		Pa	55	55	65	85	85	115	125	70
Filter			G2	G2	G2	G2	G2	G2	G2	G2
Electrical data										
Power supply	Voltage	V	230	230	230	230	230	230	230	230
	Phase		Single phase	Single phase	Single phase	Single phase	Single phase	Single phase	Single phase	Single phase
	Frequency	Hz	50/60	50/60	50/60	50/60	50/60	50/60	50/60	50/60
Power consumption	Med/S-Hi	W	24/36	18/29	37/45	37/56	55/72	75/105	100/147	112/188
Water connections										
Type			Female gas threaded	Female gas threaded	Female gas threaded	Female gas threaded	Female gas threaded	Female gas threaded	Female gas threaded	Female gas threaded
Water connections		Inch	1/2	1/2	1/2	1/2	1/2	1/2	3/4	3/4
Dimensions and weight										
Dimension	H x W x D	mm	430 x 220 x 570	430 x 220 x 570	430 x 220 x 730	430 x 220 x 938	430 x 220 x 1122	430 x 220 x 1307	530 x 220 x 1121	530 x 220 x 1316
Weight		kg	13	13	15	20	22	26	27	38
RRP		£	260	273	292	340	381	412	468	671

Accessories	RRP £
PAW-FC-RC1 Advanced wired remote controller for fan coil	84
PAW-FC-903TC Wired remote controller for fan coil	76
PAW-FC-2WY-11/55-1 2 way valve + drain pan for models 010-060	59

Accessories	RRP £
PAW-FC-2WY-65/90-1 2 way valve + drain pan for models 070-080	67
PAW-FC-3WY-11/55-1 3 way valve + drain pan for models 010-060	87
PAW-FC-3WY-65/90-1 3 way valve + drain pan for models 070-080	98

1) According to Eurovent standard. Air: 27 °C DB / 19 °C WB. Water in/ out: 7 °C / 12 °C. 2) Air: 20 °C. Water in/out: 50 °C / 45 °C. 3) The sound pressure levels are based on (NR) characteristics of a room having volume of 100 m³ with reverberation of 0,5 seconds.

Values indicated are for 0 Pa external static pressure, for additional pressure characteristics, please refer the technical data manual. * Fan coil units are produced by Systemair.

Technical focus

- Cooling capacity from 0,7 to 8,1 kW
- Heating capacity from 0,7 to 10,3 kW
- 5-speed AC fan motor(s)


Main features and accessories

- Left or right hand arrangements
- Ease of installation
- Very low acoustic levels
- 2 way or 3 way ON/OFF valves
- Auxiliary drain pan
- Air intake with removable grid
- G2 filter

Operating limits	
Entering water temperature	From 5 to 90 °C
Indoor air temperature	From 5 to 32 °C



Fan coils - ducted (EC)



Optional controller.
Wired remote
controller for EC fans.
PAW-FC-907TC

	Left connection (PAW-)	FC2E-D010L	FC2E-D020L	FC2E-D030L	FC2E-D040L	FC2E-D050L	FC2E-D060L	FC2E-D070L	FC2E-D080L	FC2E-F040L	
	Right connection (PAW-)	FC2E-D010R	FC2E-D020R	FC2E-D030R	FC2E-D040R	FC2E-D050R	FC2E-D060R	FC2E-D070R	FC2E-D080R	FC2E-F040R	
Total cooling capacity ¹⁾	Med/S-Hi	kW	1,2/2,1	1,4/2,4	2,1/3,1	2,9/4,2	4,0/5,0	4,5/5,2	5,9/6,9	6,5/8,8	6,6/9,2
Sensible capacity ¹⁾	Med/S-Hi	kW	1,1/1,9	1,1/1,9	1,6/2,4	2,1/3,0	3,0/3,7	3,5/4,0	4,3/5,2	4,8/6,6	6,1/9,1
Water flow	Med/S-Hi	l/h	210/356	237/406	354/532	506/722	685/743	767/800	1008/1098	1111/1254	1284/1935
Water pressure drop	Med/S-Hi	kPa	28,2/76,9	4,6/11,0	20,5/42,1	24,4/46,3	35,1/41,0	35,8/38,8	14,0/16,6	21,4/26,6	51,2/93,8
Heating capacity ²⁾	Med/S-Hi	kW	1,6/2,9	1,9/3,3	2,2/3,4	3,0/5,3	5,2/5,5	5,9/6,1	7,3/8,2	8,0/9,3	8,3/11,8
Sound levels											
Global Sound power	S-Lo/Med/S-Hi	dB(A)	34/47/60	34/47/60	31/50/59	29/44/52	30/51/57	32/54/58	40/54/59	51/56/64	42/58/68 ³⁾
Global Sound pressure ⁴⁾	S-Lo/Med/S-Hi	dB(A)	25/38/51	25/38/51	22/41/50	20/35/43	21/42/48	23/45/49	31/45/50	42/47/55	23/39/52
Fan											
Number			1	1	1	2	2	2	2	3	1
Air flow	Med/S-Hi	m ³ /h	228/417	234/413	380/585	412/678	645/702	737/779	850/950	927/1093	1284/1935
Maximum external pressure		Pa	75	75	75	105	70	105	115	115	190
Filter			G2	G2	G2	G2	G2	G2	G2	G2	G2
Electrical data											
Power supply	Voltage	V	230	230	230	230	230	230	230	230	230
	Phase		Single phase	Single phase	Single phase	Single phase	Single phase	Single phase	Single phase	Single phase	Single phase
	Frequency	Hz	50/60	50/60	50/60	50/60	50/60	50/60	50/60	50/60	50/60
Power consumption	Med/S-Hi	W	11/41	13/41	16/42	13/43	24/46	30/54	44/77	42/108	62/197
Water connections											
Type			Female gas threaded	Female gas threaded	Female gas threaded	Female gas threaded	Female gas threaded	Female gas threaded	Female gas threaded	Female gas threaded	Female gas threaded
Water connections		Inch	1/2	1/2	1/2	1/2	1/2	1/2	3/4	3/4	3/4
Dimensions and weight											
Dimension	HxWxD	mm	220 x 570 x 430	220 x 570 x 430	220 x 730 x 430	220 x 938 x 430	220 x 1122 x 430	220 x 1307 x 430	220 x 1121 x 530	220 x 1316 x 530	223 x 1233 x 653
Weight		kg	13	13	15	20	22	26	27	38	19
RRP		£	418	431	451	498	538	570	628	832	973

Accessories		RRP £
PAW-FC-RC1	Advanced wired remote controller for fan coil	84
PAW-FC-903TC	Wired remote controller for fan coil	76
PAW-FC-2WY-11/55-1	2 way valve + drain pan for models 010-060	59
PAW-FC-2WY-65/90-1	2 way valve + drain pan for models 070-080	67

Accessories		RRP £
PAW-FC-2WY-F040	2 way valve + drain pan for model F040	80
PAW-FC-3WY-11/55-1	3 way valve + drain pan for models 010-060	87
PAW-FC-3WY-65/90-1	3 way valve + drain pan for models 070-080	98
PAW-FC-3WY-F040	3 way valve + drain pan for model F040	130

1) According to Eurovent standard. Air: 27 °C DB / 19 °C WB. Water in/ out: 7 °C / 12 °C. 2) Air: 20 °C. Water in/ out: 50 °C / 45 °C. 3) The sound power levels indicated are from return and radiated measurements. 4) The sound pressure levels are based on (NR) characteristics of a room having volume of 100 m³ with reverberation of 0,5 seconds. Values indicated are for 0 Pa external static pressure, for additional pressure characteristics, please refer the technical data manual. * Fan coil units are produced by Systemair.

Technical focus

- Cooling capacity from 0,5 to 9,6 kW
- Heating capacity from 0,6 to 13,6 kW
- Low energy consumption EC fan(s)

Main features and accessories

- Left or right hand arrangements
- Can be installed both horizontally and vertically*
- Ease of installation
- Very low acoustic levels
- 2 way or 3 way ON/OFF valves
- Auxiliary drain pan
- Air intake with removable grid
- G2 filter

Operating limits

Entering water temperature	From 5 to 90 °C
Indoor air temperature	From 5 to 32 °C

* PAW-FC2E-F040 may only be installed horizontally.



ERP 2018: compliant following COMMISSION REGULATION (EU) No2016/2281.

Fan coils - wall-mounted (AC)



Optional controller. Wired remote controller. PAW-FC-903TC



Optional controller. Advanced wired remote controller. PAW-FC-RC1



Infrared remote supplied with IR versions. IR Controller

2-pipe			PAW-FC2A-K007	PAW-FC2A-K009	PAW-FC2A-K018	PAW-FC2A-K022
			PAW-FC2A-K007IR	PAW-FC2A-K009IR	PAW-FC2A-K018IR	PAW-FC2A-K022IR
Total cooling capacity ¹⁾	Med/Hi	kW	1,3/1,7	1,7/2,4	3,0/3,5	3,1/3,9
Sensible capacity ¹⁾	Med/Hi	kW	1,0/1,2	1,3/1,9	2,3/2,7	2,5/3,1
Water flow	Med/Hi	l/h	231/287	291/418	508/609	535/669
Water pressure drop	Med/Hi	kPa	24,9/30,9	27,0/40,0	41,3/55,6	33,7/45,2
Heating capacity ²⁾	Med/Hi	kW	1,7/2,0	2,0/2,7	3,2/4,0	3,7/4,4
Sound levels						
Sound power	Lo/Med/Hi	dB(A)	45/49/51	47/52/57	49/53/56	53/57/63
Sound pressure ³⁾	Lo/Med/Hi	dB(A)	30/33/35	32/36/40	39/41/43	39/43/48
Fan						
Number			1	1	1	1
Air flow	Med/Hi	m ³ /h	321/360	413/551	592/680	709/850
Filter			G1	G1	G1	G1
Electrical data						
Power supply	Voltage	V	230	230	230	230
	Phase		Single phase	Single phase	Single phase	Single phase
	Frequency	Hz	50	50	50	50
Fuse rating		A	3	3	3	3
Power consumption	Med/Hi	W	42/62	47/59	50/55	55/70
Water connections						
Type			Female gas threaded	Female gas threaded	Female gas threaded	Female gas threaded
Water connections		Inch	1/2	1/2	1/2	1/2
Dimensions and weight						
Dimension	HxWxD	mm	275 x 180 x 845	275 x 180 x 845	298 x 200 x 940	298 x 200 x 940
Weight		kg	11	11	13	13
RRP		£	361	399	449	487
RRP with IR Controller		£	399	433	477	521

1) According to Eurovent standard. Air: 27 °C DB / 19 °C WB. Water in/out: 7 °C / 12 °C. 2) According to Eurovent standard. Air: 20 °C. Water in/out: 45 °C / 40 °C. 3) Sound pressure considering a local of 100 m³ a reverberation time of 0,5 seconds and a distance of 1 m.

Accessories	RRP £
PAW-FC2-2WY-K007 2 way valve + drain pan	67

Accessories	RRP £
PAW-FC2-3WY-K007 3 way valve + drain pan	109

Technical focus

- 4 sizes
- Cooling capacity from 1,0 to 3,9 kW
- Heating capacity from 1,4 to 4,1 kW
- Version: 2-pipes, AC fan

Main features and accessories

- 2 way or 3 way valve ON/OFF
- 3-speed AC fan motor
- Silent unit for optimum customer comfort
- Aesthetic design suitable for residential and hotel applications
- Compatible with IR controller (supplied with IR versions)
- Coil with hydrophilic fins to improve the condensate flow

Operating limits	
Entering water temperature	From 5 to 60 °C
Indoor air temperature	From 6 to 40 °C



Wired controllers for AC and EC fan coils

Advanced wired remote controller (AC)



PAW-FC-RC1

This advanced controller provides a higher level of comfort in heating. The sensor can be used as a water flow sensor, stopping the fan when the water temperature is low, avoiding cold drafts in winter.

Features:

- For 2-pipe and 4-pipe, AC fan
- Change Over function (cold draft prevention)
- Room thermostat
- 3 outputs, 230 V relays for fan control
- 2 outputs, 230 V relays for heating / cooling control
- Connection to BMS - Modbus RTU slave
- 1 DI for presence detection (key card switch)
- 1 AI for sensor

Wired remote controller (EC)



PAW-FC-907TC

Stylish and sophisticated design with backlit LCD display, is suitable for installation within a wide variety of locations such as office, hotel and residential applications. By connecting the controller to the range of EC fan coils, the user can take advantage of the improved performance, higher levels of efficiency and thus improved energy savings.

Features:

- For 2-pipe and 4-pipe, EC fan
- Back lit LCD screen with touch control
- Adjustable range EC fan control
- Economiser
- Connection to BMS via Modbus
- 1 DI for presence detection (key card switch)

Wired remote controller (AC)



PAW-FC-903TC

Feature rich and perfectly adapted to control AC fan coils, the PAW-FC-903TC is the ideal addition for any fan coil. With intuitive user interface provided by the push button control and large LCD display, it will fit seamlessly with almost any location.

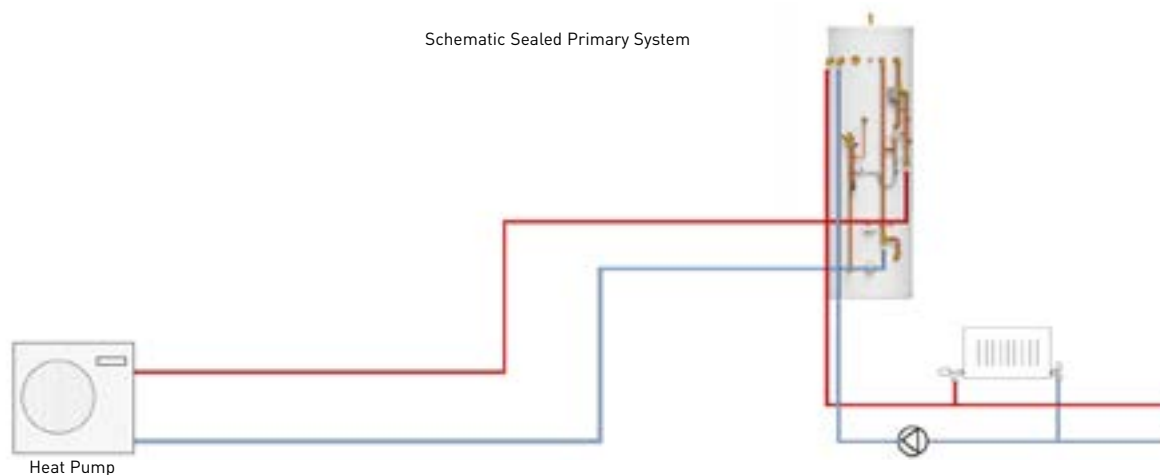
Features:

- For 2-pipe, AC fan
- Back lit LCD screen
- 3 speed control relay, for fan
- Economizer

DHW Tanks

DUO Pre-plumbed tank.

The best option to combine with Mono-bloc units. DHW tank with buffer tank. Designed for all applications, the DHW tank with a buffer tank is particularly suitable for fast integration on an existing installation. This tank includes a 3-way valve. Easy to install, and high efficiency for DHW production and for heating.



Model		PAW-TD20B7PP-UK		PAW-TD30B7PP-UK	
Dimension H x D		1992 x 550		2030 x 630	
Weight (empty)		51		64	
Volume		200+ 70		300+ 70	
Power supply	V-Ph-Hz	230, 1, 50		230, 1, 50	
		Hot water tank	Buffer tank	Hot water tank	Buffer tank
Volume	L	185	70	285	30
Pressure regulating valve setting	bar	3	3	1,0 (10)	0,3 (3,0)
Expansion relief valve setting	bar	4.5	4.5	1,5 (15)	0,39 (3,9)
Temperature setting (P&T valve)	°C	95	—	95	—
Connections	inch	1" compression	1" compression	1" compression	1" compression
Expansion vessel size (volume)	litres	24	—	24	—
G3 kit included		YES	—	YES	—
Heating coil surface	m ²	3.0	—	3.0	—
Electrical heater	kW	3.0	—	3.0	—
Energy loss at 65 °C	kWh/24h	2.22	—	2.51	—
Energy efficiency rating		C	—	C	—
Standing loss	W	93	—	104	—
RRP	£	2,438		2,895	



Buffer tanks.

Model		PAW-BTANK50L-2	NEW PAW-BTANK100L	NEW PAW-BTANK200L	NEW PAW-BTANK300L
Capacity	L	48	100	199	289
Energy losses	W	35	55	50	66
Energy Efficiency Class (from A+ to F)		B	C	B	B
Material		Stainless Steel	Stainless Steel	Stainless Steel	Stainless Steel
Dimension (Height / Diameter)	mm	636 / 430	1175 / 430	1275 / 595	1755 / 595
Net weight	kg	17	28	47	57
RRP	£	207	375	490	585

* Automatic air vent and drain cock are included. Built-in pocket sensor (sensor not included). ** Buffer Tank are produced by OSO.



Stainless steel DHW tanks.

Model		KIT-G3TD20C1E5	KIT-G3TD30C1E5
Water volume	L	192	284
Maximum water temperature	°C	75	75
Dimension (Height / Diameter)	mm	1270/595	1750/595
Weight / filled with water	kg	50/—	61/—
Electric heater	kW	1,5	1,5
Power supply	V	230	230
Material inside tank		Stainless steel	Stainless steel
Exchange surface	m ²	1,8	1,8
Energy loss at 65 °C ¹⁾	kWh/24h	1,01	1,18
3 way valve accessory PAW-3WYVLV-HW or CZ-NV1		Optional	Optional
20 m temperature sensor cable included		Yes	Yes
Energy losses	W	42	49
G3 Kit Included		YES	YES
Energy Efficiency Class (from A+ to F)		A	A
Warranty		2 Years	2 Years
Maintenance required		No	No
RRP	£	959	1,204

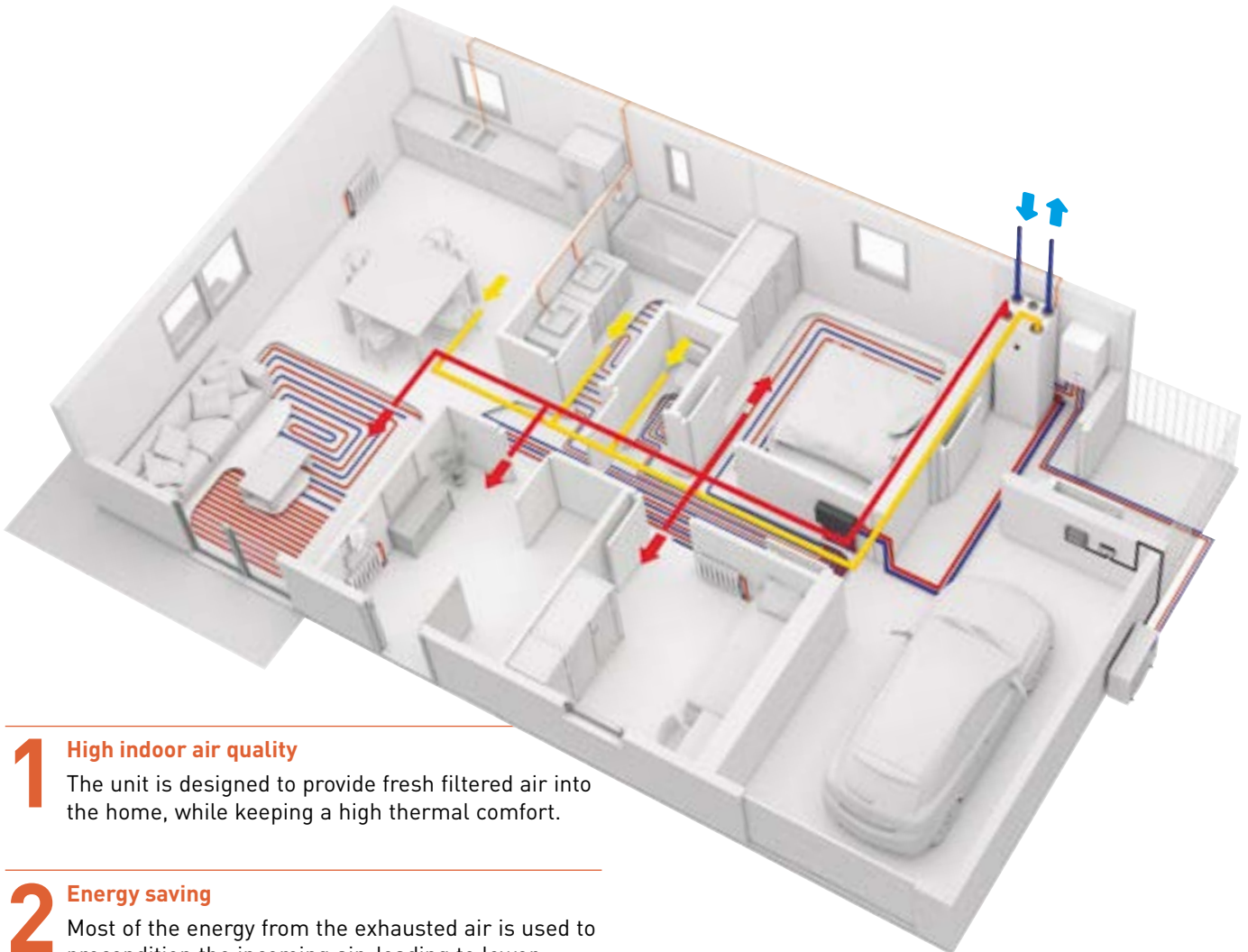
1) Insulated tested under EN12897. ** Stainless Steel Tanks are produced by OSO.

Accessories for sanitary tanks	RRP £
PAW-3WYVLV-HW 3 way valve for DHW Tanks	137

Accessories for sanitary tanks	RRP £
CZ-NV1 3 way valve kit for inside the hydrokit	233

Heat recovery ventilation unit

The heat recovery ventilation unit is design not only to provide a good indoor air quality, but it is also designed to recover heat that would otherwise be lost throughout ventilation. These heat recovery ventilation systems are used in low energy homes to assist in the retention of heat.



1 High indoor air quality
The unit is designed to provide fresh filtered air into the home, while keeping a high thermal comfort.

2 Energy saving
Most of the energy from the exhausted air is used to precondition the incoming air, leading to lower heating requirements in the building.

3 Space saving
The compact ventilation unit can be installed over the DHW square tank or the Aquarea All in One Compact indoor unit for a space-saving solution.

4 Better user interface
The Residential ventilation unit and the Aquarea heat pump can be controlled with one single user-friendly controller.

How Panasonic contributes to Nearly Zero Energy Buildings (NZEB)

Panasonic is committed to develop products with greater energy efficiency.

Our expertise gained over the years has helped to launch a range of products that contribute to a more carbon-free society.

Highly efficient Panasonic solutions can help to significantly reduce the energy consumption of the house:

- Aquarea High performance heat pump for heating, cooling and domestic hot water production
- Aquarea Smart Cloud, for energy monitoring
- Heat recovery ventilation system
- PV panels to produce renewable energy on-site



PAW-A2W-VENTA-R

PAW-A2W-VENTA-L



Heat recovery Ventilation unit		PAW-A2W-VENTA-R	PAW-A2W-VENTA-L
Nominal airflow rate	m³/h	204 @ 50 Pa	
Maximum airflow rate	m³/h	292 @ 100 Pa	
SPF		1,24 @ 204 m³/h	
Heat exchanger rotor drive type		Variable speed	
Exchanger type		Rotating	
Heat recovery efficiency		84 %	
Power supply	V / Hz	230 / 50 / 1 phase	
Power consumption	W	176	
Energy Class, basic unit		A	
Energy Class, unit with local control on demand		A	
Noise level	dB(A)	40	
Dimension (W x H x D)	mm	598 x 450 x 500	
Weight	kg	46	
Mounting position		Vertical	
Supply side		Right	Left
Duct connections	mm	DN125	
Filter class, supply air		F7/ePM1 60 %	
Filter class, extract air		M5/ePM10 50 %	
Minimum outdoor temperature	°C	-20	
RRP	£	1,698	1,698

Accessories		RRP £
PAW-VEN-FLTKIT	Supply and extract filters kit	46
PAW-VEN-ACCPCB	Optional PCB for additional functions	37
PAW-VEN-DPL	HRV touch control panel. White frame (cable must be ordered separately)	121
PAW-VEN-CBLEXT12	Cable with plug for electrical connection between unit and control panel, type CE and CD (12 m)	22
PAW-VEN-DIVPLG	Twin plugs for installation of several control panels type CD or CE for one unit	11

Accessories		RRP £
PAW-VEN-DPLBOX	HRV touch control panel wall-mounted kit	67
PAW-VEN-S-C02RH-W	CO ₂ RH wall-mounted sensor	240
PAW-VEN-S-C02-W	CO ₂ wall-mounted sensor	278
PAW-VEN-S-C02-D	CO ₂ duct sensor	205
PAW-VEN-WBRK	Wall bracket kit for stand-alone installation on the wall	24
PAW-VEN-HTR06	Electrical duct heater 0,6 kW (includes relay)	260
PAW-VEN-HTR12	Electrical duct heater 1,2 kW (includes relay)	295

* Heat recovery efficiency according to EN 13141-7. ** Heat recovery Ventilation unit is produced by Systemair.

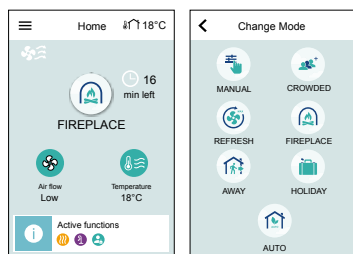
Main features of the residential ventilation unit

- Designed for areas up to approximately 140 m².
- High energy-efficiency rotary heat exchanger with EC - technology fans
- Moisture transfer function to minimize condensation in supply air during wintertime
- The built in humidity sensor in extract air can be used for demand control.
- Control via touch display and Startup Wizard for easy commissioning
- Modbus communication via RS-485
- Option to control an Aquarea H or J generation heat pump from PAW-A2W-VENTA control panel (PAW-AW-MBS-H and PAW-VEN-ACCPCB required)

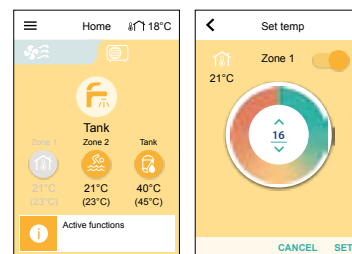
Control user-friendly interface

All settings and features accessible via a control panel, integrated into the front cover. The option for connecting one or more external control panels is available.

- Color touch screen with a user-friendly interface
- MANUAL and AUTO mode or choose preferred settings from the pre-configured user modes

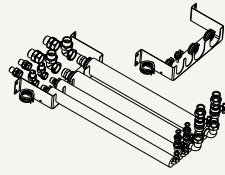


- If Aquarea H and J Generations heat pumps are connected with PAW-A2W-VENTA, the heat pump control options appear on the home screen in a separate tab



Accessories and control

All in One accessories



Flexible pipings and wall mounting plate for All in One J Generation (not compatible with WH-ADC0309J3E5C).

PAW-ADC-PREKIT-1

401 £



Decorative magnetic side cover.

PAW-ADC-CV150

112 £

Special outdoor supports



Tray for condenser water compatible with outdoor elevation platform.

PAW-WTRAY

122 £



Outdoor elevation platform.
Dimension (H x W x D): 400x900x400 mm

PAW-GRDSTD40

122 £



Outdoor base ground support for noise and vibration absorption.
Dimension (H x W x D): 200x95x600 mm
Weight: 500 kg

PAW-GRDBSE20

112 £

PCB's for additional functions



PCB for advanced functions in J and H Generation.

CZ-NS4P

135 £

Deice accessories



Base pan heater (for all old Bi-bloc and Mono-bloc, not for the 3 and 5 kW).

CZ-NE1P

123 £

Base pan heater (for Bi-bloc 3 and 5 kW).

CZ-NE2P

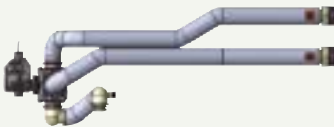
123 £

Base pan heater for J and H Generation.

CZ-NE3P

123 £

Hydraulic accessories



3 way valve kit for inside the hydrokit.

CZ-NV1

233 £



3 way valve for DHW Tanks.

PAW-3WYVLV-HW

137 £



1 anti-freeze valve.
It is required to order 2 valves per system.





PAW-A2W-AFVLV

89 £






Optional magnet for the water filter in H Generation models.

PAW-A2W-MGTFILTER



30 £

Connectivity Solutions		Cascade Controller	
			
Aquarea Smart Cloud for remote control and maintenance through wireless or wired LAN.	KNX Interface for J and H Generation.	Modbus Interface for J and H Generation.	Modbus IP for BMS communication.
CZ-TAW1 150 £	PAW-AW-KNX-H 558 £	PAW-AW-MBS-H 558 £	PAW-A2W-CMH 1,029 £
10 m extension cable for CZ-TAW1.			
CZ-TAW1-CBL 39 £			

Sensors for Aquarea J and H Generation

		
Outdoor ambient sensor.	Zone room sensor.	Zone water sensor.
PAW-A2W-TSOD 34 £	PAW-A2W-TSRT 34 £	PAW-A2W-TSHC 34 £
		
Solar sensor.	Buffer tank sensor.	
PAW-A2W-TSSO 34 £	PAW-A2W-TSBU 34 £	

Room Thermostats





	
Wired LCD room thermostat with weekly timer	Wireless LCD room thermostat with weekly timer.
PAW-AW-RTWIRED 84 £	PAW-AW-RTWIRELESS 140 £

Accessories and control



Smart fan coil accessories

<p>Kits of 2 legs to protect the water pipings.</p> <p>-----</p> <p>PAW-AAIR-LEGS-1</p> <p>-----</p> <p>47 £</p>	<p>Motor connection cable for units with hydraulic connections on the right.</p> <p>-----</p> <p>PAW-AAIR-RHCABLE</p> <p>-----</p> <p>21 £</p>
---	---


Fan coil accessories

 <p>Wired remote controller for fan coil.</p> <p>-----</p> <p>PAW-FC-903TC</p> <p>-----</p> <p>76 £</p>	 <p>Advanced wired remote controller for fan coil.</p> <p>-----</p> <p>PAW-FC-RC1</p> <p>-----</p> <p>84 £</p>	 <p>Optional wired remote controller for EC fan.</p> <p>-----</p> <p>PAW-FC-907TC</p> <p>-----</p> <p>128 £</p>	 <p>Infrared remote supplied with IR versions.</p> <p>-----</p> <p>IR Controller</p> <p>-----</p> <p>TBC £</p>
<p>2 way valve + drain pan for ducted models 010-060.</p> <p>-----</p> <p>PAW-FC-2WY-11/55-1</p> <p>-----</p> <p>59 £</p>	<p>2 way valve + drain pan for ducted models 070-080.</p> <p>-----</p> <p>PAW-FC-2WY-65/90-1</p> <p>-----</p> <p>67 £</p>	<p>2 way valve + drain pan for ducted models F040.</p> <p>-----</p> <p>PAW-FC-2WY-F040</p> <p>-----</p> <p>80 £</p>	<p>2 way valve + drain pan for wall-mounted.</p> <p>-----</p> <p>PAW-FC2-2WY-K007</p> <p>-----</p> <p>67 £</p>
<p>3 way valve + drain pan for ducted models 010-060.</p> <p>-----</p> <p>PAW-FC-3WY-11/55-1</p> <p>-----</p> <p>87 £</p>	<p>3 way valve + drain pan for ducted models 070-080.</p> <p>-----</p> <p>PAW-FC-3WY-65/90-1</p> <p>-----</p> <p>98 £</p>	<p>3 way valve + drain pan for ducted models F040.</p> <p>-----</p> <p>PAW-FC-3WY-F040</p> <p>-----</p> <p>130 £</p>	<p>3 way valve + drain pan for wall-mounted.</p> <p>-----</p> <p>PAW-FC2-3WY-K007</p> <p>-----</p> <p>109 £</p>

Sanitary Tank accessories

 <p>Tank sensor with 6 m cable length.</p> <p>-----</p> <p>PAW-TS1</p> <p>-----</p> <p>29 £</p>	 <p>Temperature sensor kit for third party tank (with copper pocket and 6 m length sensor cable).</p> <p>-----</p> <p>CZ-TK1</p> <p>-----</p> <p>59 £</p>
<p>Tank sensor with 20 m cable length.</p> <p>-----</p> <p>PAW-TS2</p> <p>-----</p> <p>34 £</p>	
<p>Tank sensor with 6 m cable length and only 6 mm diameter.</p> <p>-----</p> <p>PAW-TS4</p> <p>-----</p> <p>34 £</p>	

DHW Stand Alone accessories

 <p>Rack for suspended device for 100 and 150 liters models.</p> <p>-----</p> <p>PAW-DHW-STAND</p> <p>-----</p> <p>44 £</p>

Heat recovery Ventilation accessories

 <p>Supply and extract filters kit.</p> <p>-----</p> <p>PAW-VEN-FLTKit</p> <p>-----</p> <p>46 £</p>	 <p>Optional PCB for additional functions.</p> <p>-----</p> <p>PAW-VEN-ACCPCB</p> <p>-----</p> <p>37 £</p>	 <p>HRV touch control panel. White frame (cable must be ordered separately).</p> <p>-----</p> <p>PAW-VEN-DPL</p> <p>-----</p> <p>121 £</p>
---	--	--

 <p>Cable with plug for electrical connection between unit and control panel, type CE and CD (12 m).</p> <p>PAW-VEN-CBLEXT12 22 £</p>	 <p>Twin plugs for installation of several control panels type CD or CE for one unit.</p> <p>PAW-VEN-DIVPLG 11 £</p>	 <p>HRV touch control panel wall-mounted kit.</p> <p>PAW-VEN-DPLBOX 67 £</p>
 <p>CO₂ RH wall-mounted sensor.</p> <p>PAW-VEN-S-C02RH-W 240 £</p>	 <p>CO₂ wall-mounted sensor.</p> <p>PAW-VEN-S-C02-W 278 £</p>	 <p>CO₂ duct sensor.</p> <p>PAW-VEN-S-C02-D 205 £</p>
 <p>Wall bracket kit for stand alone installation on the wall.</p> <p>PAW-VEN-WBRK 24 £</p>	 <p>Electrical duct heater 0,6 kW (includes relay).</p> <p>PAW-VEN-HTR06 260 £</p>	 <p>Electrical duct heater 1,2 kW (includes relay).</p> <p>PAW-VEN-HTR12 295 £</p>

Energy saving

R32 Refrigerant gas R32 Our heat pumps containing the refrigerant R32 show a drastic reduction in the value of Global Warming Potential (GWP).

A++ Better efficiency and Value for medium temperature applications. Energy efficiency class up to A++ in a scale from A+++ to D.

A+++ Better efficiency and Value for low temperature applications. Energy efficiency class up to A+++ in a scale from A+++ to D.

A+ Better efficiency and Value for domestic hot water. Energy efficiency class up to A+ in a scale from A+ to F.

A CLASS WATER PUMP Aquarea are built-in with A class energy efficiency water pump. High efficiency circulating the water in the heating installation.

INVERTER+ Inverter Plus System classification highlights Panasonic's highest performing systems.

INVERTER Inverter. The Inverter range provides greater efficiency and comfort. Provides more precise temperature control, without highs and lows, and keeps the ambient temperature constant with lower energy consumption and a significant reduction in noise and vibration levels.

R2 ROTARY COMPRESSOR Panasonic R2 Rotary Compressor. Designed to withstand extreme conditions, it delivers high performance and efficiency.

HIGH EFFICIENCY COMPRESSOR High efficiency compressor. Compressors that operate with a wider Hz range realize a more efficient operation throughout the year. For Big PACi Series.

ALL INVERTER COMPRESSORS All inverter compressors. Multiple large-capacity all inverter compressors (more than 14 HP). Two independently controlled inverter compressors achieve high efficiency. Redesigned components in the body provide performance improvement especially in the rated cooling condition and EER performance.

HIGH COP High efficiency models performs higher COP than standard units and standard combinations.

High performance and indoor air quality

5.33 COP HIGH PERFORMANCE Aquarea High Performance for low consumption houses. From 3 to 16 kW. For a house with low temperature radiators or under-floor heating, our high performance Aquarea HP is a good solution. *COP of 5,33 for J Generation 3 kW.

-20°C CONSTANT HEATING T-CAP Aquarea T-CAP for extremely low temperatures. From 9 to 16 kW. If the most important aspect is to maintain nominal heating capacities even at temperatures as low as -7 °C or -20 °C, select the Aquarea T-CAP.

65°C OUTPUT WATER HIGH TEMPERATURE Aquarea HT ideal for retrofit. From 9 to 12 kW. For a house with traditional high-temperature radiators, the Aquarea HT solution is the most appropriate, can work in output water temperatures of 65 °C even at outdoor temperatures as low as -20 °C.

DHW DHW. With Aquarea you can also heat your domestic hot water at a very low cost with the optional hot water cylinder.

WATER FILTER WITH MAGNET Water filter with magnet. Easy access & fast clip technology for J Generation. Water filter only for H Generation.

65°C OUTPUT WATER FLOW TEMPERATURE 65 °C output water. Reaches water outlet temperature up to 65 °C.

45°C OUTPUT WATER 45 °C Output water. Maximum water outlet temperature up to 45°C.

FLOW SENSOR Water Flow Sensor. Included on J and H Generation.

HUMIDITY CONTROL MILD DRY Fine control helps prevent a rapid decrease in room humidity while maintaining the set temperature. Maintains an RH* up to 10 % higher than cooling operation (*RH: Relative Humidity). Ideal when sleeping with the air conditioner on.

SUMMER HOUSE Summer House. This innovative function keeps the house at 8/10 or 8/15 °C to avoid freezing pipes during the winter. This function is beneficial for summer or weekend homes.

DEFROST LIMITING Defrost limiting cycle (140 – 210). Each pair of coils can be defrosted wisely while the other pair of coils are running in heating mode. This alternated defrost cycle ensures stable hot water even at low ambient conditions.

-20°C OPERATION RANGE -20 °C operation range. The PRO-HT Tanks work with an outdoor temperature is as low as -20 °C.

High connectivity

BOILER CONNECTION Renovation. Our Aquarea Heat Pumps can be connected to an existing or new boiler for optimum comfort even at very low outdoor temperatures.

SOLAR KIT Solar kit. For even greater efficiency, our Aquarea Heat Pumps can be connected to photovoltaic solar panels with an optional kit.

ADVANCED CONTROL Advanced control. Remote controller with full dotted 3,5" wide back light screen. Menu with 17 available languages easy to use for installer and user. Included on J and H Generation.

OPTIONAL WI-FI Internet control. A next generation system providing user-friendly remote control of air conditioning or heat pump units from everywhere, using a simple Android™ or iOS smartphone, tablet or PC via the internet.

BMS CONNECTIVITY Connectivity. The communication port can be integrated into the indoor unit and provides easy connection to, and control of, your Panasonic heat pump to your home or building management system.

PANASONIC AC SMART CLOUD Panasonic AC Smart Cloud. The AC Smart Cloud from Panasonic allows you to have complete control of all your installations. In a simple click, receive status updates from all your units in real-time, preventing breakdowns and optimizing costs.



MCS Certificate number: MCS HP0086*. Keymark: Check all our certified heat pumps on: www.heatpumpkeymark.com.

* Not all products certified. As the certification process is on-going and the list of certified products constantly changing, please check for latest details on the official websites.

For more information on Aquarea, view our latest videos:



An introduction to Aquarea

https://www.youtube.com/watch?v=Rr2R2zw__RU



How to check you Aquarea H Generation current flow rates

<https://www.youtube.com/watch?v=LXVK1zgaM5E>



How to check your Aquarea H Generation sensors Values including cylinder temperature and heating flow and return

<https://www.youtube.com/watch?v=0fCiyUzlqUw>



How to check your Aquarea H Generation COP to view your units efficiency

<https://www.youtube.com/watch?v=FIVoMYzkCRI>




How to set up the Aquarea H Generation heating time clock with night time set back.

https://www.youtube.com/watch?v=0_jRkLYPaRY

Notes

A large grid of small dots for taking notes, arranged in approximately 30 columns and 40 rows, covering the majority of the page.

Notes







www.panasonic.co.uk/aircon

heating & cooling solutions

Panasonic®

To find out how Panasonic cares for you, log on to:
www.panasonic.co.uk/aircon

General requests:
uk-aircon@eu.panasonic.com

Sales administration team:
Email: uk-aircon-salesadmin@eu.panasonic.com
UK Office: +44 (0) 1344 85 3182

Technical service team:
Email: uk-aircon-tech@eu.panasonic.com
UK Office : +44 (0) 1344 853393

Heating & Cooling Solutions
Panasonic Appliances Air Conditioning Europe (PAPAEU)
Panasonic UK, a branch of Panasonic Marketing Europe GmbH
Registered Office: Maxis 2, Western Road, Bracknell,
Berkshire, RG12 1RT



Do not add or replace refrigerant other than the specified type. Manufacturer is not responsible for the damage and deterioration in safety due to usage of the other refrigerant.
The outdoor units in this catalogue contains fluorinated greenhouse gases with a GWP higher than 150.