

Panasonic



PANASONIC CONDENSING UNITS WITH NATURAL REFRIGERANT

The new environmentally friendly
CO₂ condensing units for commercial
refrigeration.



heating & cooling solutions

Choose the green solution by Panasonic

ENVIRONMENTALLY FRIENDLY
CO₂
CONDENSING UNITS



Why CO₂?: Natural refrigerant

EU F-Gas regulation is a key priority for European countries. It ensures compliance with the Kigali Amendment supporting international climate commitments on greenhouse gases and leading the global transition to climate-friendly HFC-free technologies.

Carbon dioxide (R744) is regaining its place in the refrigeration world. Driven by environmental concerns, legislation now requires increased adoption of 'alternative' refrigerants, such as CO₂.

CO₂ is an environmentally-friendly solution, with zero ODP and "GWP" (Global Warming Potential)=1 means natural substance in the atmosphere.

In Europe a step-by-step HFC reduction has been in place since the F-Gas regulation was introduced in 2015.

Countries all over the world have actively been preparing to enact the necessary domestic legislation to implement the agreement to reduce the use of HFCs.

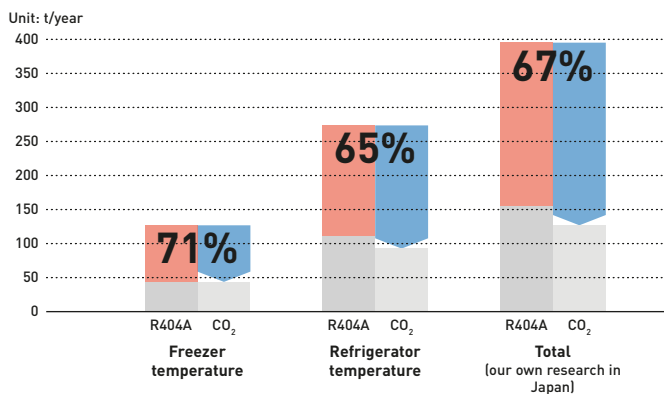
Panasonic is now able to provide a solution in Europe with CO₂ refrigeration systems to prevent global warming and to support environment-friendly retail operations.

The following table shows how well R744 (CO₂) performs regarding environmental impact and safety.

ODP (Ozone Depletion Potential) = 0 - GWP (Global Warming Potential) = 1.

	Next generation refrigerant			Current refrigerant	
	CO ₂	Ammonia	Isobutane	R410A	R404A
ODP	0	0	0	0	0
GWP	1	0	4	2090	3920
Flammability	Non flammable	Light flammable	Flammable	Non flammable	Non flammable
Toxicity	No	Yes	No	No	No

Comparison of CO₂ emissions



ENERGY SAVING
25,4% Freezer
16,2% Refrigeration

CO₂ EMISSION
67% Reduction

Direct influence ¹⁾ Indirect influence ²⁾

1) Direct influence presents the effect of refrigerant leakage comparing R744 (CO₂) with R404A.
2) Indirect influence presents CO₂ emissions linked to power consumption of CO₂ unit and conventional units.

By Panasonic research in Japan. Comparing 6 shops average for R404A inverter multi condensing unit.

Energy saving



Natural CO₂ / R744.
R744 refrigerant provides higher energy saving and lower CO₂ emission compared to R404A. Zero ODP and GWP=1 means natural substance.



Inverter+.
Inverter Plus system classification highlights the highest performing Panasonic systems.

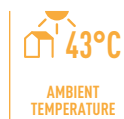


High efficiency compressor.
Powerful 2-stage CO₂ rotary compressor by Panasonic. It delivers high performance all year around.


High performance and comfortability



Super quiet.
Systems operate extremely quiet. Minimum 35,5dB(A) @10m with 200VF5 model.



Operation range up to 43°C.
The system operates up to 43°C, allowing for installation in various locations.



Anti corrosion coating.
Selectable fin type with or without an anti corrosion coating. The anti corrosion coating prevents salt damage for a longer lifespan.



Heat recovery port.
The heat recovery port is available to cut running costs as optional. By utilizing exhausted heat generated by refrigeration to the energy source for heating.



Automatic fan.
Microprocessor control automatically adjusts the outdoor fan speed in CO₂ systems for delete efficient operation.



5 Years compressor warranty.
We guarantee the outdoor unit compressors in the entire range for five years.



BMS connectivity.
The system can be supervised with major monitoring system.

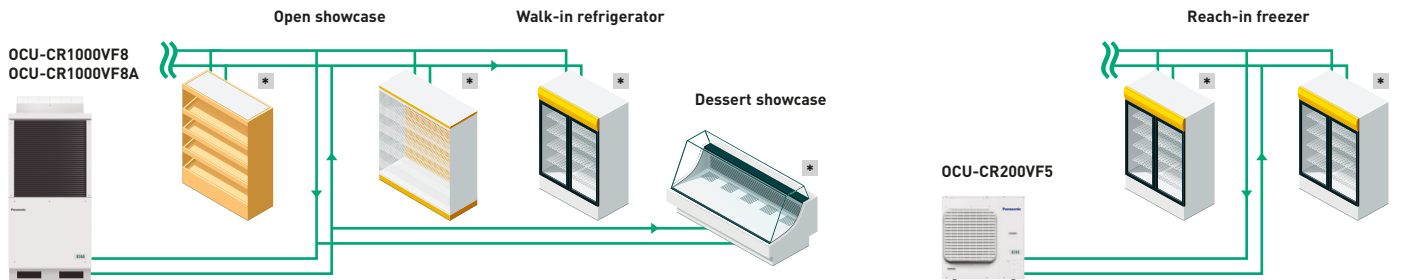
High connectivity

Natural solution with high energy saving



Showcases

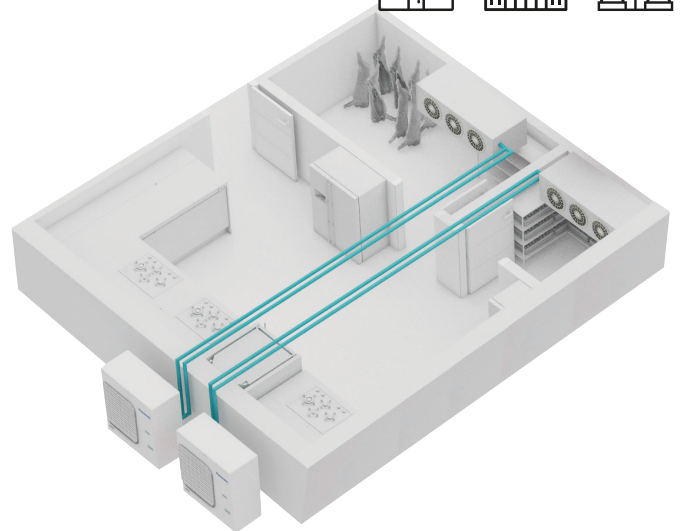
Convenience stores, supermarkets, service stations.



* Controllers: PAW-CO2-PANEL or local supply.


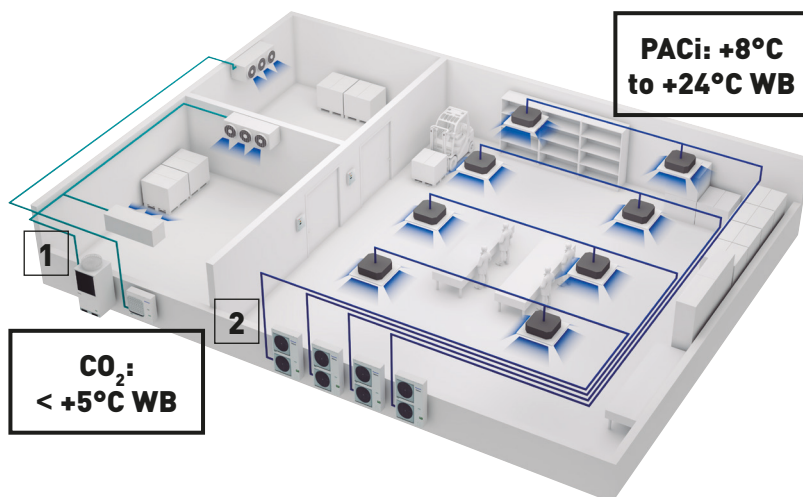
Cold room application to keep food fresh

Restaurants, schools, fast food chains.



Cold room application integrated with PACi systems

Panasonic offers various solutions for cold rooms by combining a wide range of products. Integrated with PACi system, it allows for flexible design and installation.



CO₂ Condensing units for refrigerated room.



PACi systems for cooling rooms between 8°C WB and 24°C.

CO₂ transcritical condensing units CR Series



A new addition to the CR Series, the 7,5kW MT Type offers a wide range of refrigeration systems, meeting the specific needs of small retail stores.

1 Superior efficiency with reliable quality

- Panasonic has combined the 2-stage compressor with the split cycle for increased efficiency.
- High seasonal performance. SEPR: Maximum 3,83 in cooling, 1,92 in freezing¹⁾
- High COP at high ambient temperature

1) 200VF5.

2 Flexible installation

- Set-points at medium or low temperature available depending on applications
- Compact unit
- Silent operation
- Long piping length: Maximum 100m²⁾
- High external static pressure²⁾
- Transfer pressure control for stable expansion valve control in showcases²⁾

2) 1000VF8/8A.

3 Heat recovery port as renewable energy

- Maximum 16,7kW of heating for free
- Optional possibility to get subsidy (depending on location)
- Easy connection process

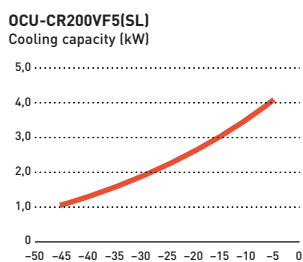
Superior cooling capacity at each evaporating temperature

CO₂ transcritical condensing units have a high cooling capacity at each set point. The CO₂ 2-stage compressor developed by Panasonic is designed to compress CO₂ refrigerant twice; it reduces the load in operation by half (compared to 1-stage refrigerant compression) and delivers increased durability and reliability.

Units can be programmed to run at low and medium temperatures at initial set-up. These settings can then be modified by turning a simple and user friendly rotary switch to further enhance energy savings.

MT/LT TYPE 200VF5 - 4kW / 2kW	MT TYPE 400VF8 - 7,5kW	MT TYPE 1000VF8 - 15kW	MT/LT TYPE 1000VF8A - 16kW / 8kW
<p>3,83 SEPR COOLING*</p> <p>1,92 SEPR FREEZING*</p>	<p>NEW 2020</p>		

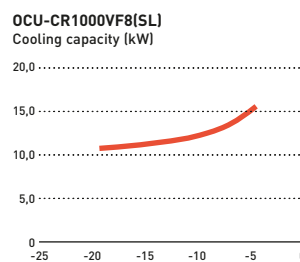
* SEPR values has been tested at 3-part laboratory.



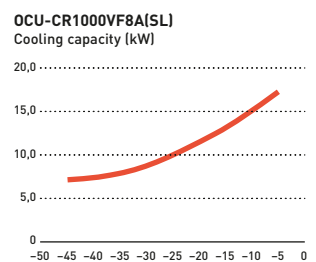
Ambient temperature: 32°C, 230V, compressor: operation frequency: 65 S⁻¹, refrigerant: R744, suction gas temperature: 18°C.

OCU-CR400VF8(SL)
Cooling capacity (kW)

Coming soon



Ambient temperature: 32°C, 400V, compressor: operation frequency: 60 S⁻¹, refrigerant: R744, suction gas temperature: 18°C.



Ambient temperature: 32°C, 400V, compressor: operation frequency: 60 S⁻¹, refrigerant: R744, suction gas temperature: 18°C.

CR Series	Low temperature	Medium temperature	Heat recovery port	ET (Evaporation Temperature) set points range	Room size example*
OCU-CR200VF5	✓	✓	—	-45 ~ -5°C	10m ³ / 40m ³
OCU-CR400VF8	—	✓	✓	-20 ~ -5°C	20m ³
OCU-CR1000VF8	—	✓	—	-20 ~ -5°C	200m ³
OCU-CR1000VF8A	✓	✓	✓	-45 ~ -5°C	50m ³ / 200m ³

* Room size is reference. Please contact to authorized Panasonic dealer for calculation.

Technology by Panasonic

Reliable CO₂ technology by Panasonic

- Reliable quality: Made in Japan
- 10000 units sold and installed in 3700 retail operations such as convenience stores and supermarkets in Japan*
- Excellent quality control established by skilled factory team
- Panasonic offers 5 year warranties on compressors and 2 years on components
- The 5 year compressor warranty matches the products long lifespan

* As of the end of November 18.



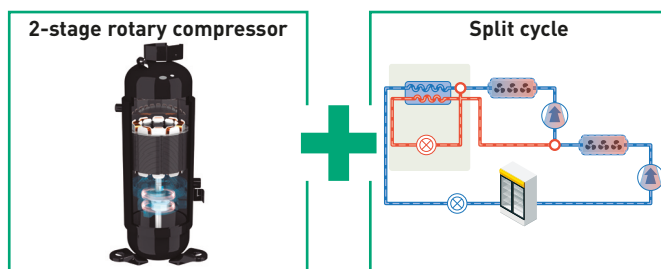
Panasonic's combined technology of the 2-stage compressor with the split cycle

The video for detailed information is ready!

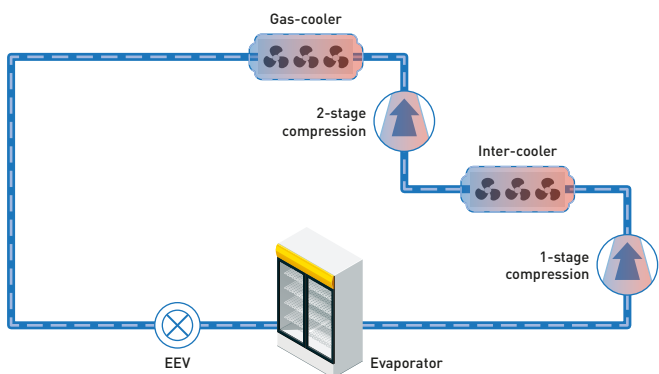
- Panasonic 2-stage rotary compressor delivering powerful performance for more than 20 years
- Split cycle* enhances cooling effect.

* Available for 200VF5 and 1000VF8A models.

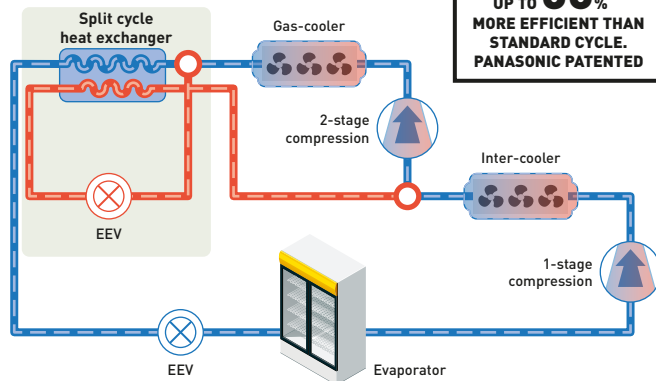
** In the case that the standard cycle with 1-stage rotary compressor was compared.



Standard cycle.



Split cycle.



UP TO 50%
MORE EFFICIENT THAN
STANDARD CYCLE.
PANASONIC PATENTED**

Heat recovery function for heating

This function offers refrigeration combined with heating all in one system. The ground-breaking solution allows for increased opportunity to cut running costs by utilizing exhausted heat from refrigeration and transferring to the energy source for heating.

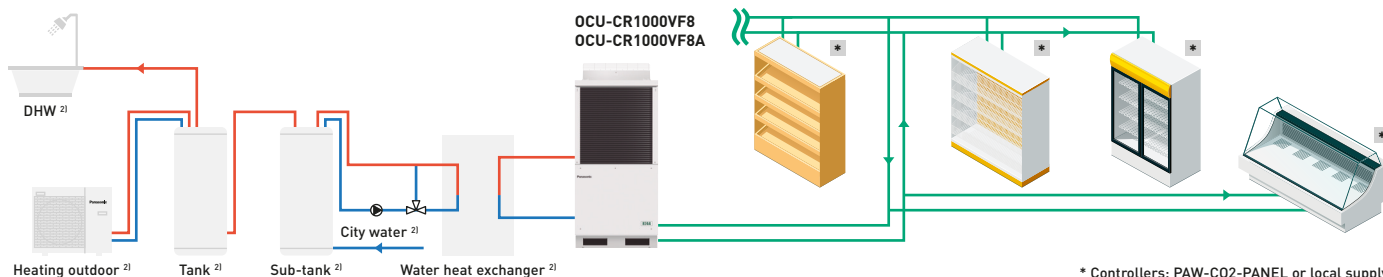
1) Under the condition: ambient temperature 32°C, evaporation temperature -10°C. 100% Partial load.2) Local supply.

**16,7 kW¹⁾
OF HOT
WATER FOR
FREE**

What is heat recovery function?

New solution example.

Heat recovery system can produce both heating and refrigeration.



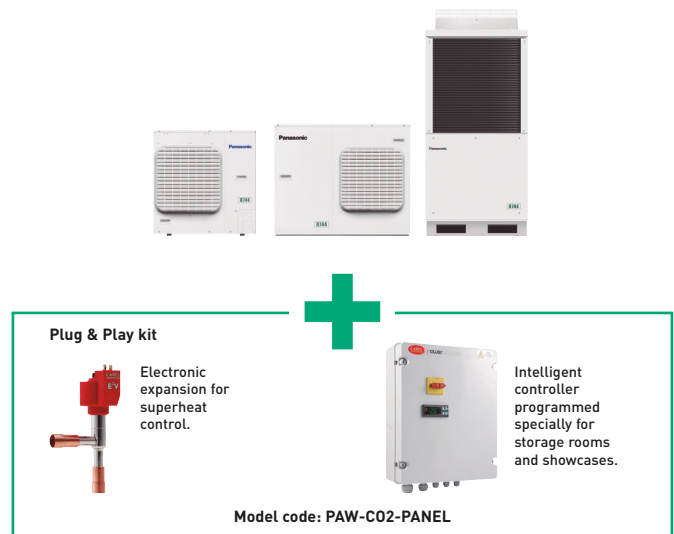
* Controllers: PAW-C02-PANEL or local supply.

Excellent quality control established by skilled factory team.
Reliability is our main target and therefore we offer compressor warranties of 5 years, and 2 year warranties on other components!

Saving installation time with Plug & Play kit

To ensure a quick and easy installation, Panasonic has designed a one box solution that includes the condensing unit, a panel pre-programmed controller, electronic expansion and all required sensors in addition to providing simple instructions.

Panasonic condensing units with natural refrigerant:
The environmentally friendly and reliable solution for convenience stores, supermarket, service stations and cold rooms.

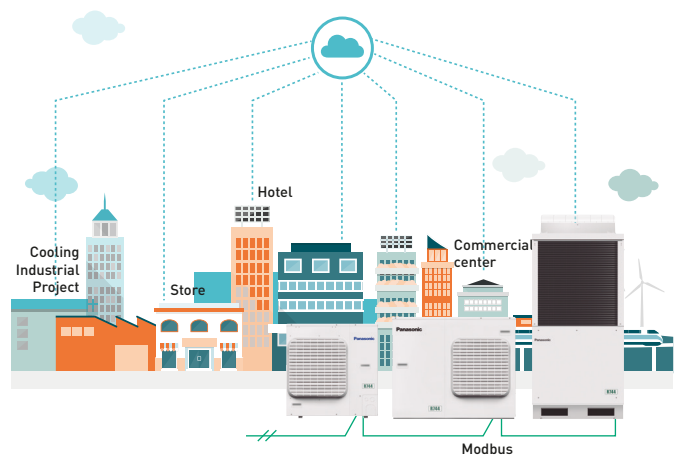


Modbus compatibility with monitoring system

Panasonic CO₂ condensing unit CR Series can be supervised through major monitoring system such as CAREL, Eliwell and Danfoss. Monitoring systems ensure the recording, monitoring and reporting of temperature conditions of entire CO₂ condensing units system.

Monitoring system

Standard boss & boss-mini	AK-SM Series	TelevisGo



Design support tool available in Panasonic PRO Club

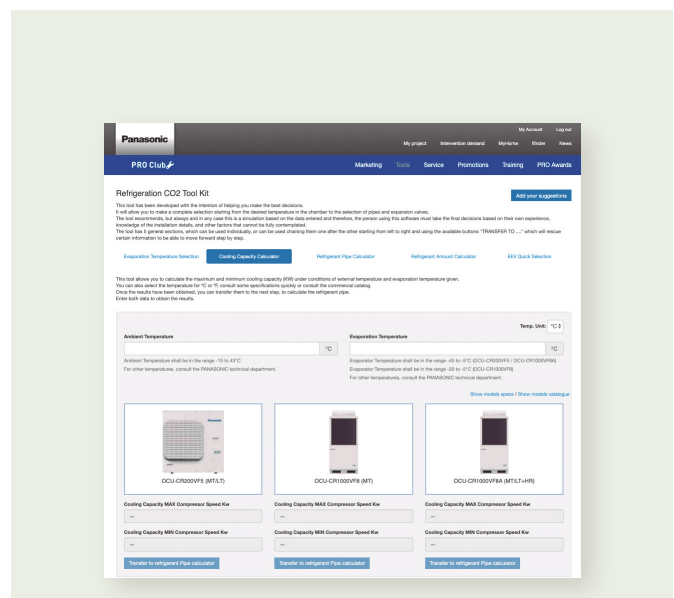


Panasonic has launched a new online calculator to support engineers, installers, and technicians to quickly make calculations when specifying solutions for commercial refrigeration systems. The calculator can be found on Panasonic's PROClub.

- Evaporation temperature selection
- Cooling capacity calculator
- Refrigerant pipe calculation
- Electronic expansion valves calculation
- Refrigerant amount calculation

Ready to works on all devices, computers, tablets and smartphones!!

PRO Club www.panasonicproclub.com or connect simply with your smartphone to the PRO Club using this QR



Range of CO₂ condensing units CR Series

Outdoor units	MT	4,0kW	7,0kW	15,0kW	16,0kW
	LT	2,0kW	3,5kW	7,5kW	8,0kW

4kW MT / LT
(200VF5)



OCU-CR200VF5
OCU-CR200VF5SL

NEW!
7,5kW MT
(400VF8)



OCU-CR400VF8
OCU-CR400VF8SL

15kW MT
(1000VF8)



OCU-CR1000VF8
OCU-CR1000VF8SL

16kW MT / LT
(1000VF8A)



OCU-CR1000VF8A
OCU-CR1000VF8ASL

PAW-CO2-PANEL



NEW
2020



Type (MT: medium temp. LT: low temp.)		MT (4kW) / LT (2kW)				NEW MT (7,5kW)		MT (15kW)		MT(16kW) / LT (8kW)			
Standard model		OCU-CR200VF5				OCU-CR400VF8		OCU-CR1000VF8		OCU-CR1000VF8A			
Anti corrosion coating model		OCU-CR200VF5SL				OCU-CR400VF8SL		OCU-CR1000VF8SL		OCU-CR1000VF8ASL			
Power supply	Voltage	V				220/230/240		380/400/415		380/400/415		380/400/415	
	Phase	Single Phase				Three Phase		Three Phase		Three Phase		Three Phase	
	Frequency	Hz				50		50		50		50	
	Cooling capacity at ET -10°C AT 32°C	kW				3,70		6,90		14,00		15,10	
	Cooling capacity at ET -35°C AT 32°C	kW				1,80		—		—		8,00	
	Evaporator connection	Multiple ¹⁾				Multiple ¹⁾		Multiple		Multiple		Multiple	
Evaporation temperature	Min ~ Max	°C				-45 ~ -5		-20 ~ -5		-20 ~ -5		-45 ~ -5	
	Ambient temperature	Min ~ Max				°C		-15 ~ +43		-15 ~ +43		-15 ~ +43	
	Refrigerant	R744				R744		R744		R744		R744	
	Design pressure liquid line	Mpa				12		8		8		8	
	Design pressure suction line	Mpa				8		8		8		8	
	User system external alarm. Digital input. Non-voltage contact	Yes				Yes		Yes		Yes		Yes	
	Liquid tube electromagnetic valve	Vac				220/230/240		380/400/415		220/230/240		220/230/240	
	Showcase operation ON/OFF signal. Digital input. Non-voltage contact	Yes				Yes		Yes		Yes		Yes	
	Modbus communication line (RS485)	Ports				2		2		2		2	
	Compressor type	2- stage rotary				2- stage rotary		2- stage rotary		2- stage rotary		2- stage rotary	
	Dimension H x W x D	mm				930x900x437		948x1143x609		1941x890x890		1941x890x890	
	Net weight	Kg				70		TBC		293		320	
Piping connections	Suction pipe	Inch (mm)				3/8(9,52)		1/2(12,70)		3/4(19,05)		3/4(19,05)	
	Liquid pipe	Inch (mm)				1/4(6,35)		3/8(9,52)		5/8(15,88)		5/8(15,88)	
	Length of connection piping	m				25		TBC		100 ²⁾		100 ²⁾	
Standard performance	Ambient temperature	°C				32		32		32		32	
	Evaporating temperature	°C				-10 -35 -10 -35		-10 -10		-10 -10		-10 -35 -10 -35	
	Cooling capacity	kW				3,70 1,80 3,70 1,80		6,90 6,90		14,00 14,00		15,10 8,00 15,10 8,00	
	Power consumption	kW				1,79 1,65 1,79 1,65		TBC TBC		8,20 8,20		8,20 7,57 8,20 7,57	
	Nominal load ampere	A				7,94 7,26 7,94 7,26		TBC TBC		12,60 12,60		12,60 11,60 12,60 11,60	
	Sound pressure level	dB(A)				35,5 ³⁾ 35,5 ³⁾ 35,5 ³⁾ 35,5 ³⁾		TBC TBC		36,0 ⁴⁾ 36,0 ⁴⁾		36,0 ⁴⁾ 36,0 ⁴⁾ 36,0 ⁴⁾ 36,0 ⁴⁾	
	PED	I				II		II		II		II	
	Air volume	m ³ /min				54		TBC		220		220	
	External static pressure	Pa				17		TBC		58		58	
	Heat recovery port	—				Yes		—		Yes		—	
	Drier filter liquid line, diameter 6,35mm	Included				TBC		—		—		—	
	Drier filter liquid line, diameter 15,88mm	—				TBC		Included		Included		Included	
Necessary accessories													
	Tube connector adaptor for vacuum and service	SPK-TU125				Yes (must be ordered)		TBC		Yes (must be ordered)		Yes (must be ordered)	
	Suction filter, diameter 19,05mm (outer diameter welding)	S-008T				—		TBC		Yes (must be ordered)		Yes (included: delivered with the unit)	


Accessories

PAW-CO2-PANEL	Room and superheat control including both panel + expansion valve
SPK-TU125	Tube connector adaptor for vacuum and service

Accessories

S-008T	Suction filter
PZ-68S (Spare part) ⁵⁾	Refrigeration oil

1) Ask salesperson if you make multiple connection. 2) PZ-68S (refrigeration oil) must be added if >50m. 3) ET-10°C, 65 S-1, 10m from product. 4) ET -10°C, 60 S-1, 10m from product. 5) Please consult with authorized Panasonic dealers.



Due to the ongoing innovation of our products, the specifications of this catalogue are valid barring typographic errors, and may be subject to minor modifications by the manufacturer without prior warning in order to improve the product. The total or partial reproduction of this catalogue is prohibited without the express authorisation of Panasonic Marketing Europe GmbH.

Panasonic®

To find out how Panasonic cares for you,
log on to www.aircon.panasonic.co.uk
01344 85 3182
uk-aircon@eu.panasonic.co.uk

Heating & Cooling Solutions

Panasonic Appliances Air Conditioning Europe (PAPAEU)
Panasonic UK, a branch of Panasonic Marketing Europe GmbH
Maxis 2, Western Road, Bracknell, Berkshire, RG12 1RT



Do not add or replace refrigerant other than the specified type. Manufacturer is not responsible for the damage and deterioration in safety due to usage of the other refrigerant.
The outdoor units in this catalogue contains fluorinated greenhouse gases with a GWP higher than 150.

