



## PACi 4 WAY 60x60 CASSETTE: SMALL YET POWERFUL

- Ideal for offices and restaurants
- Fresh air distribution
- Multidirectional air flow
- 3 speed centrifugal fan
- Integrated drain pump gives 850mm lift
- New Comfort Cloud control



Refrigerant gas R32 that shows a drastic reduction in the value of Global Warming Potential (GWP). — Exceptional Seasonal cooling efficiency based on the ErP regulation. — Exceptional Seasonal heating efficiency based on the ErP regulation. — Inverter Plus System classification highlights the highest performing Panasonic systems. — The air conditioner works in cooling mode with an outdoor temperature of -15°C. — The air conditioner works in heating mode even when outdoor temperatures are as low as -20°C.



DC Fan. Safe and precise. — R410A/R22 renewal. — Internet Control. A next generation system providing a user-friendly remote controller of air conditioning or heat pump units from everywhere, using a simple Android or iOS smartphone, tablet or PC via internet. — Danavani, a new way to connect. Simple and easy support tool with your smartphone. — BMS connectivity. The communication port can be integrated into the indoor unit and provides easy connection to, and control of, your Panasonic heat pump to your home or building management system.

The flat panel fits into a ceiling grid. New Comfort Cloud control makes your life better.

Light and Slim, easy installation

Lightweight and very slim body which makes installation possible even in narrow ceilings. Designed to fit exactly into a 600x600mm ceiling grid without the need to alter the bar configuration.

PACi R32 Refrigerant Gas

Panasonic recommends R32 because it is comparably environmentally friendly. Compared to R22 and R410A, R32 has a very low potential impact on global warming. Panasonic is leading the switch to R32.



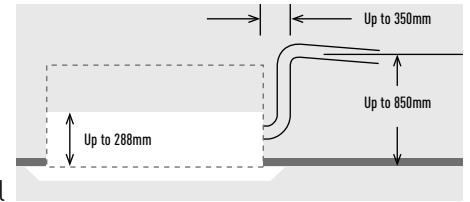
New Commercial WLAN Adaptor

New CZ-CAPWFC1 interface adaptor, allows connection of one or a group of indoor units to be managed by the Panasonic Comfort Cloud App, which provides control, monitoring, scheduling and error alerts.



A drain height of approximately 850mm from the ceiling surface

The drain height can be increased by approx. 350mm over the conventional value by using a high-lift drain pump, and long horizontal piping is possible. Lightweight at 18kg, the unit is also very slim with a height of only 288mm, making installation possible even in narrow ceilings.




Datanavi, a new way to connect. Simple and easy support tool with your smartphone



Just holding up your smartphone to the LED display on a remote controller (CZ-RTC5B) to receive useful AC system information super fast by Panasonic Light ID Technology.

- Scan & Save AC system info
- Easy access to manual database
- Commissioning, F gas check data history



			Single Phase	
			3,60kW	5,00kW
KIT <sup>1)</sup>			KIT-36PY2ZH5	KIT-50PY2ZH5
Remote controller			CZ-RTC5B	CZ-RTC5B
Cooling capacity	Nominal (Min - Max)	kW	3,60 (1,50 - 4,00)	5,00 (1,50 - 5,60)
SEER <sup>2)</sup>			6,60 A++	6,40 A++
Heating capacity	Nominal (Min - Max)	kW	4,00 (1,50 - 5,00)	5,60 (1,50 - 6,50)
SCOP <sup>2)</sup>			4,60 A++	4,30 A+
Indoor unit			S-36PY2E5B	S-50PY2E5B
Sound pressure <sup>3)</sup>	Hi / Med / Lo	dB(A)	36 / 32 / 26	40 / 37 / 33
Indoor unit Dimension (H x W x D)	CZ-KPY3AW Panel	mm	31 x 700 x 700	31 x 700 x 700
	CZ-KPY3BW Panel	mm	31 x 625 x 625	31 x 625 x 625
Outdoor unit			U-36PZH2E5	U-50PZH2E5
Outdoor unit Dimension	H x W x D	mm	695 x 875 x 320	695 x 875 x 320
Pipe length range / Elevation difference (in/out) <sup>4)</sup>		m	3 - 40 / 30	3 - 40 / 30

Accessories	
CZ-RTC5B	Wired remote controller with Econavi function and datanavi
CZ-RWS3	Infrared remote controller
CZ-RE2C2	Simplified remote controller
PAW-GRDSTD40	Outdoor elevation platform 400 x 900 x 400mm

Accessories	
PAW-WTRAY	Tray for condenser water compatible with base ground support
PAW-GRDBSE20	Outdoor base ground support for noise and vibration absorption
PAW-PACR3	Interfaces to run 3 units on Backup and alternative run
CZ-CAPWFC1	<b>NEW</b> Commercial WLAN Adaptor


1) KIT includes a standard panel (CZ-KPY3AW) and a remote controller (CZ-RTC5B). 2) For models below 12kW, the SEER and SCOP is calculated based on values of EU/626/2011. For models above 12kW, the SEER and SCOP is calculated based on values of EU/2281/2016. 3) The sound pressure of the units shows the value measured of the position 1,5 below the unit. The sound pressure is measured in accordance with Eurovent 6/C/006-97 specification. 4) When installing the outdoor unit at a higher position than the indoor unit. \* Recommended fuse for the indoor 3A.

Panasonic

To find out how Panasonic cares for you, log on to [www.aircon.panasonic.eu/IE\\_en/](http://www.aircon.panasonic.eu/IE_en/)  
+353 (0)1 4195313  
+353 (0) 876005031

Heating & Cooling Solutions  
Panasonic Ireland. A branch of Panasonic Marketing Europe GmbH Unit 1, The Courtyard, Kilcubbery Business Park  
Nangor Road, Dublin 22

heating & cooling solutions



Due to the ongoing innovation of our products, the specifications of this catalogue are valid. However, typographic errors, and may be subject to minor modifications by the manufacturer without prior warning in order to improve the product. The total or partial reproduction of this catalogue is prohibited without the express authorisation of Panasonic Marketing Europe GmbH.