

Aquarea A2W Heat Pump Price List 2022 / 2023

AS OF 1st OCTOBER 2022





www.panasonic.co.uk/aircon

heating & cooling solutions

Editorial

Panasonic – leading the way in Heating and Cooling. With more than 50 years of experience, selling to more than 120 countries around the world, Panasonic is one of the leaders in the heating and cooling sector.



Panasonic environmental vision 2050.

To achieve "a better life" and "a sustainable global environment," Panasonic will work towards creation and more efficient utilisation of energy which exceeds the amount of energy used, aiming for a society with clean energy and a more comfortable lifestyle.



Projects and case studies of Panasonic Heating & Cooling Solutions.

Panasonic, a partner with the knowledge and experience to achieve your objectives and green needs.



Panasonic environmental vision 2050.

To achieve "a better life" and "a sustainable global environment," Panasonic will work towards creation and more efficient utilisation of energy which exceeds the amount of energy used, aiming for a society with clean energy and a more comfortable lifestyle.



PRO Club. The professional website of Panasonic.

Panasonic has an impressive range of support services for designers, specifiers, engineers and distributors working in the heating and cooling markets.



Aquarea

Aquarea is a ground breaking low energy system for heating and domestic hot water production: delivering outstanding performance, even at extreme outdoor temperatures.



Aquarea Heat Pump line-up.

Panasonic Aquarea offers you solutions, helping to make the home more efficient and the installation cheaper and easier.



Aquarea Service Cloud for professionals.

Aquarea Service Cloud will activate remote maintenance service while end user is controlling and monitoring its heating and DHW remotely.



Aquarea, top-level efficiency across the board.

Aquarea J Generation: much more than Aquarea in R32. Available in 3/5/7/9 kW All in One / Bi-bloc and 5/7/9/12/16 kW Monobloc.



T-CAP Mono-bloc in R32.

Offering the maximum comfort and flexibility, the new Aquarea T-CAP Monobloc J Generation in R32 can maintain the heat pump output capacity until -20 °C outdoor temperature or reach up to 65 °C water outlet.



Quality Management System Certificate



ISO 9001: 2015
Panasonic Appliances Air-Conditioning Malaysia Sdn Bhd.
Cert. No.: QMS 00413



GB/T 19001-2016/ISO 9001: 2015
Panasonic Appliances Air-Conditioning (GuangZhou) Co., Ltd.
Registration Number: 01218Q30835R8L

Environmental Management System Certificate



ISO 14001: 2015
Panasonic Appliances Air-Conditioning Malaysia Sdn Bhd.
Cert. No.: EMS 00109



GB/T 24001-2016/ISO 14001: 2015
Panasonic Appliances Air-Conditioning (GuangZhou) Co., Ltd.
Registration Number: 02118E10944R7M



Panasonic environmental vision 2050

To achieve “a better life” and “a sustainable global environment,” Panasonic will work towards creation and more efficient utilisation of energy which exceeds the amount of energy used, aiming for a society with clean energy and a more comfortable lifestyle.

2050



Energy used < Energy created

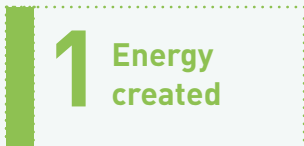
One initiative in the Panasonic environmental vision 2050 is offering products with greater energy efficiency. In 2018, we celebrated the 60th anniversary of our heating and cooling solutions business. Our expertise gained over the years has helped us launch a range of products that contribute to a more carbon-free society.

Current status of energy used and energy created

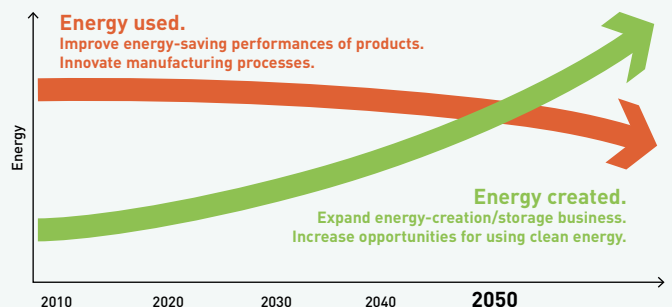
Energy used by Panasonic business activities and products.



Clean energy created and / or made available by Panasonic products, etc.



Working to realise environmental vision 2050



Projects and case studies of Panasonic Heating & Cooling Solutions

Panasonic, a partner with the knowledge and experience to achieve your objectives and green needs.



Integrated technology that permits better work, easy installation, high efficiency performance, and energy savings

Our main targets are the distributed services and B2B-integrated solutions.

Panasonic provides a single point of contact for the design and maintenance of your system, making things easy for you. Given our experience in processes, technologies and complex business models, we can offer you effective solutions that reduce costs, whilst also being efficient, user-friendly, reliable and innovative. Another advantage we offer to our clients is a support service for systems integration projects, which we provide through our wide range of services and solutions. As a global company, we have at our disposal the financial, logistical and technical resources to develop complex and wide-ranging solutions, both at country and international level by implementing them both on-time and on-budget.



Aquarea Heat Pumps provide heating and hot water for new rural housing development, UK. **Aquarea**



The Hotel Vincci Gala with efficiency class A, up to 70 % save energy. Barcelona, Spain. **ECOi - ECO G**



STEMCELL Technologies, a global biotechnology company, installed CO₂ condensing units for cold rooms in the warehouse. France. **Refrigeration**




The EDEKA store in Germany, the first supermarket providing the maintenance-free nanoe™ X technology for better indoor air quality. Germany. **ECOi and nanoe™ X**



Aquarea T-CAP provides a complete solution of heating, cooling and DHW for the refurbishment of a luxury house in Voorthuizen, Netherlands. **Aquarea**



CÉDRUS LIGET, a complex facility including apartments, penthouses and showrooms etc. Hungary. **ECOi-W - ECOi - PACi**



Dolomiti Lodge Alverà hotel with nice wooden furnishings, located in Cortina d'Ampezzo, Italy. **ECOi**



LIAIGRE showroom, well-known as a luxury design architect in Paris, France. **ECOi**



Marina Village Greystones. 205 apartments and 153 houses. Ireland. **Aquarea**



ITK Engineering GmbH. An innovative office building located in Germany. **ECOi - PACi**



A historic building on Amsterdam's Marineterrein. Netherlands. **ECOi-W**



Nolan's supermarket in Ireland installs the first Panasonic CO₂ Condensing Units for showcases. Ireland. **Refrigeration**

A desire to create things of value



"Recognising our responsibilities as industrialists, we will devote ourselves to the progress and development of society and the well-being of people through our business activities, thereby enhancing the quality of life throughout the world."

Panasonic Corporation's Basic Management Objective, formulated in 1929 by the company's founder, Konosuke Matsushita.

Panasonic becomes one of the first Japanese air conditioner manufacturers in Europe.



World's first air conditioner equipped with nanoe™



First room air conditioner launched for domestic installation.



Introduces first GHP (gas heat pump) VRF air conditioner.



1958

1971

1975


1982

1985

1989

2008

2010



Starts production of absorption chillers.



Panasonic launches the first highly efficient air to water heat pump in Japan.



Introduces world's first simultaneous 3-Pipe heating / cooling VRF System.



New Aquarea. Panasonic introduces Aquarea, an innovative new, low-energy system in Europe.

Vitalize the future with air

These are times of exceptional challenge.
 If the world is to move forward confidently, it must overcome the serious threats of the new global pandemics and the degrading of the environment. It must find ways large and small to reduce the stresses that affect people's health and the stability of their communities.
 At Panasonic, we're utilizing the power of air to create positive change.
 Air that benefits body and mind.
 Air that energizes the places where people gather to work and play.
 Air that reduces our burden on the Earth.
 With more than a century of research and expertise to guide us, we're using air to open a more hopeful and vital future for all.

New Panasonic GHP units.
 The gas-driven VRF Systems are ideal for projects where power restrictions apply.



Panasonic introduces a new Chiller series which is named as ECOi-W.



New VRF Systems ECOi EX with extraordinary energy saving performance.



Mini VRF R32 up to 10 HP. Outstanding efficiency in a compact body.



2012

2015

2016

2018

2019

2020

2021

Looking ahead



The first Hybrid System with VRF and GHP in Europe.



CO₂ condensing units in Europe. The ideal solution for supermarkets, shops and gas stations.



nanoe™ X, technology with the benefits of hydroxyl radicals. Improving protection 24/7.

PRO Club. The professional website of Panasonic

Panasonic has an impressive range of support services for designers, specifiers, engineers and distributors working in the heating and cooling markets.

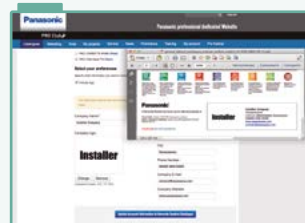


Panasonic PRO Club (www.panasonicproclub.com) is the online tool which makes your life easier! You just have to register and a lot of functionalities are freely available to you, where ever you are, from your computer or smartphone!

- Print catalogues with your logo and contact details
- Access to the extensive library of professional design, selection and calculation tools (Aquarea Designer, VRF software, chiller selector, etc.)
- Get documents of conformity and all other documents you may need
- Download all the service manuals, end user manuals and installation manuals
- Download energy labels in PDF format using the energy label generators
- Download Revit and CAD files and specification texts
- Know what to do with error codes (error code search by error code or unit ref.)
- PRO Academy: register for training
- Download product images in high resolutions, advertisements, deco guidelines
- Get to know special offers and promotions
- Find out about the latest news first



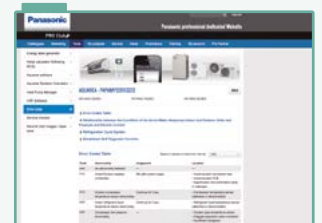
Easy download Panasonic service documentation and brochures



Customise leaflets with your logo and contact details. Save and print the PDF



Energy label generator. Download Energy labels of any device in PDF format



Error Code on your smartphone and your PC: Search by error code or model reference. Online version + downloadable version for offline use

Panasonic PRO Club is fully compatible with tablet computer and smartphone.

Visit www.panasonicproclub.com or connect simply with your smartphone to the PRO Club using this QR.



Panasonic provides bespoke software and tools helping system designers, installers and dealers to very quickly select, design and size systems or create wiring or hydraulic diagrams at the push of a button.

Aquarea Designer - online tool



With Panasonic's online tool, projects can be developed simply and easily. The newly developed tool is optimised to help HVAC professionals easily identify the most appropriate Aquarea air to water heat pump for a particular application.



Domestic multi split selector

This user-friendly online tool for our domestic range allows to choose the best split or multi-split system for each project needs and get the specifications of that particular application.



VRF Designer



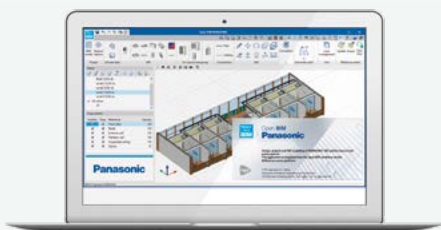
Building on the success of the ECOi VRF Designer software, this package provides air conditioning system designers, installers and dealers with a program to design and size projects for Panasonic's VRF ranges.



Open BIM



Design, analysis and BIM modeling of Panasonic VRF and Air to Water heat pump systems. Generates documents, 3D model, schematics and drawings. This application is integrated into the Open BIM workflow via the BIMserver.center platform.



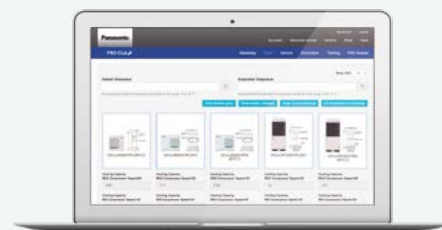
Chiller configurator

This online software solution offers a complete tool to allow the user to accurately calculate the performance at specified conditions, select and configure our range of commercial chillers, heat pumps and fan coils. It also provides a comprehensive report to share with customers and clients alike.



Refrigeration tool

Panasonic has launched a new online calculator to support engineers, installers, and technicians to quickly make calculations when specifying solutions for commercial refrigeration systems.



More than 40 years of experienced organization in Europe

The partner for all Europe.

- Full European coverage and integrated organization
- One voice for European Agreements
- Availability and delivery anywhere in Europe
- Specification team to support project design throughout Europe
- European Service Network

Trained professionals.

- 37 Training centres in 19 countries
 - More than 5000 professionals trained every year.
- Innovation and manufacture in Europe

R&D Department designs solutions for different European needs.

- New factory set up in Czech Republic
- Design software made in Europe for Europe

More than cooling, heating and refrigeration solutions.


- Security, communication solutions, advanced digital signage technology, access control solutions, displays...

Panasonic R&D Center Germany GmbH.

The European Research and Development Center of Panasonic focusing on technology development for intelligent and environmentally friendly future products, such as audio video, communication and energy solutions.



AQUAREA

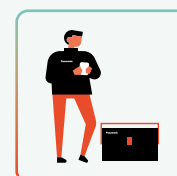
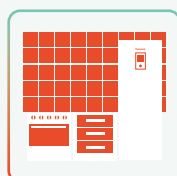




Welcome to Aquarea air to water heat pump

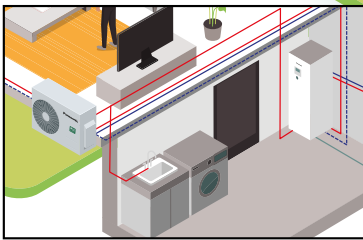
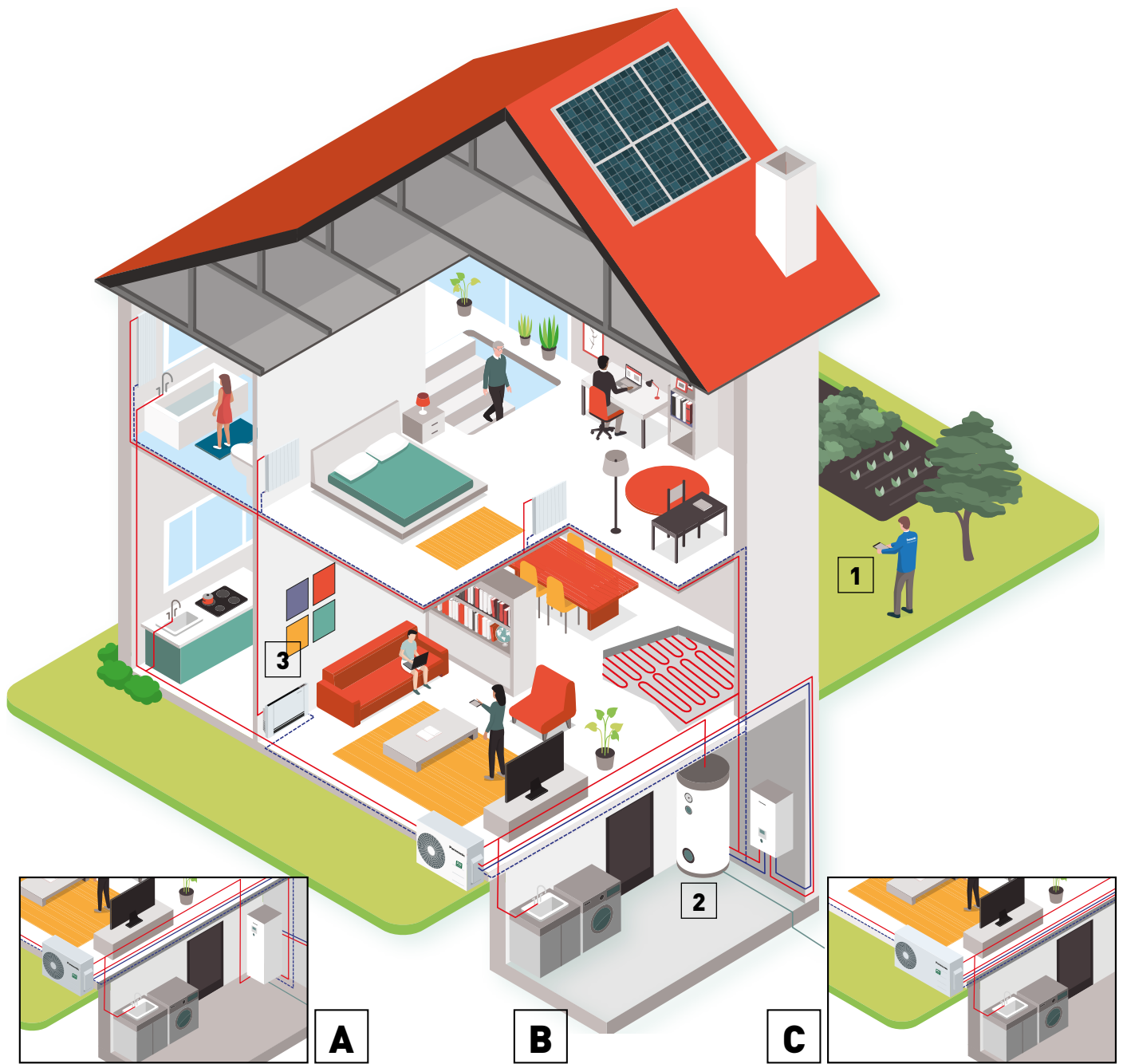
Aquarea's air to water Heat Pump for residential and commercial applications.

Offering capacities from 3 kW all the way through to 16 kW, the Aquarea Heat Pump Range is the widest range on the market, ensuring a system is available whatever your heating and cooling needs. Suitable for new build and refurbishment projects, the solutions are cost-effective with minimised environmental impact.

Aquarea Heat Pump line-up	→ 12	DHW Tanks	→ 32
Aquarea Smart and Service Cloud	→ 14	Fan coils highlighted features	→ 34
Aquarea Heat Pump range	→ 16	Smart fan coils	→ 35
Aquarea components	→ 18	Fan coils - ducted	→ 36
Aquarea, top-level efficiency across the board	→ 20	Fan coils - wall-mounted	→ 38
Aquarea T-CAP	→ 30	Wired controllers for AC and EC fan coils	→ 39
Aquarea High Performance		Heat recovery ventilation unit	→ 40
All in One J Generation · R32	→ 21	Accessories and control	→ 42
All in One H Generation · R410A	→ 22	Smart meet Wiser	→ 46
Bi-bloc J Generation · R32	→ 23		
Bi-bloc H Generation · R410A	→ 24		
Monobloc J Generation · R32	→ 25		
Monobloc H Generation · R410A	→ 26		
Aquarea T-CAP			
All in One H Generation · R410A	→ 27		
Bi-bloc H Generation · R410A	→ 28		
Monobloc J Generation · R32	→ 31		



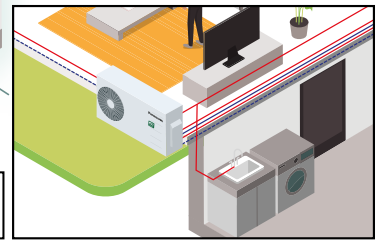
Aquarea Heat Pump line-up




A

B


C



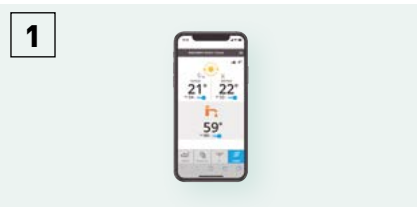
All in One system.



Bi-bloc system.




Monobloc system.



Control through smartphone, tablet or computer (optional).



Super high efficiency cylinder (optional).



Fan coils for heating and cooling (optional).



Panasonic Aquarea offers you solutions, helping to make the home more efficient and the installation cheaper and easier.









Aquarea High Performance

For new installations and low consumption homes.
Outstanding efficiency and energy savings with minimised CO₂ emissions and minimum space. Improved performance with COPs up to 5.33 for J Generation 3 kW.

Aquarea T-CAP

For extremely low temperatures, refurbishment and innovation.
Ideal to ensure that the heating capacity is maintained even at very low temperatures. This line-up is able to maintain the heat pump output capacity until -20 °C¹⁾ outdoor temperature without the help of an electrical booster heater.

1) At 35 °C flow temperature.

Aquarea High Performance	Aquarea T-CAP
 Heating - Cooling - DHW Single phase from 3 to 16 kW	 Heating - Cooling - DHW Single phase from 9 to 12 kW Three phase from 9 to 16 kW
Connectable to	
 Radiators - Fan coil - Underfloor heating - DHW	 Radiators - Fan coil - Underfloor heating - DHW
Application	
 Normal installation	 For extreme cold ambient
Energy efficiency	
 Heating 35 °C / 55 °C ¹⁾	 Heating 35 °C / 55 °C ¹⁾
Minimum outdoor temperature	
-20 °C	-28 °C (All in One and Bi-bloc) -20 °C (Monobloc) ²⁾
Minimum outdoor temperature to provide constant capacity at 35 °C supply water temperature	
-7 °C (not for all units)	-20 °C ²⁾
Supply temperature for heating. Maximum / Heat pump only	
75 °C ³⁾ / 55 °C ⁴⁾ (or 60 °C for Aquarea J Generation)	75 °C ³⁾ / 60 °C ⁴⁾ (65 °C ⁵⁾ for Aquarea J generation)
Control and connectivity	
Smart Grid Contact ⁶⁾ Wireless LAN Ready	Smart Grid Contact ⁶⁾ Wireless LAN Ready
Range	
All in One from 3 to 16 kW (185 L) Bi-bloc from 3 to 16 kW Monobloc from 5 to 16 kW	All in One from 9 to 12 kW (185 L) Bi-bloc from 9 to 16 kW Monobloc from 9 to 16 kW

All data in this chart is applicable in most of models in each line up, check product specs to confirm. 1) Scale from A+++ to D. 2) 9 and 12 kW. 3) DHW maximum temperature with heater. 4) In case of outdoor temperature over -10 °C. 5) It is possible to set temperature by 65 °C on remote controller. Normally, outlet water temperature is 60 °C or lower. In case of ΔT setting with remote controller is 15 °C and the outdoor ambient temperature is 5 to 20 °C, outlet water temperature 65 °C is possible. 6) J and H Generation with CZ-NS4P.

Aquarea Smart Cloud for the users

The most advanced heating control for today and for the future. Aquarea can be connected to the Cloud with the accessory CZ-TAW1, enabling both user control and remote maintenance by service partners.

WATCH DEMO



* User interface image may change without notification.

Works with
IFTTT



More possibilities with IFTTT.

IF This Then That: IFTTT service enables user to automatically trigger actions for Aquarea system based on other apps, web services or devices.

Connect your Aquarea to your voice assistant, get an e-mail if your Aquarea gets an error or automatically turn on your Aquarea on Heat Mode when outdoor temperature drops below specified level.

Easy and powerful energy management

The Aquarea Smart Cloud is much more than a simple thermostat for switching a heating device ON or OFF. It is a powerful and intuitive service for remotely controlling the full range of heating and hot water functions, including monitoring energy consumption.

How does it work?

After connecting an Aquarea J or H generation to the cloud by wireless LAN or by wired LAN, the user accesses the Cloud portal to remotely operate all functions of his units. He can also permit service partners to access customised functions for remote maintenance and monitoring.

Requirements

1. Aquarea J or H Generation
2. In-house internet connection with router wireless LAN or wired LAN
3. Get a Panasonic ID in <https://aquarea-smart.panasonic.com/>

Functions:

- Visualisation and Control
- Scheduling
- Energy Statistics
- Malfunction notification

Advantages

Energy savings, comfort and control from anywhere. Increased efficiency and resources management, operating costs savings and owner satisfaction. The Aquarea Smart Cloud services are focused on enabling full remote maintenance of the Aquarea system. This allows maintenance specialists to engage in predictive maintenance and system fine-tuning, as well as fixing malfunctions when they occur.

Aquarea compatibility	J and H Generation
Connection point	CN-CNT Aquarea port
Home router connection	Wireless or Wired LAN
Temperature sensor	Can use remote controller sensor
Tablet or PC browser compatibility*	Yes
Operation from remote — ON / OFF — Temperature setting Mode selection — DHW setting — Error codes — Scheduling	Yes
Heating areas	Up to 2 zones
Power consumption estimation — Operation log history	Yes — Yes

* Check browsers and version compatibility.

Get the most out of your Aquarea Heat Pump.

Aquarea+ offers end user useful information to operate a Panasonic Aquarea Heat Pump to provide heating, cooling and hot water in the most efficient and cost effective way.



AQUAREA+



Aquarea Service Cloud for installers or maintenance companies

WATCH DEMO



The Aquarea Service Cloud allows installers to take care of their customers' heating systems remotely. It saves time and money and shortens the response time, thus increasing the customers' satisfaction.



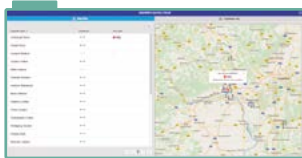
The real remote maintenance made simple

Advanced functions for remote maintenance with professional screens:

- Global view at a glance
- Error log history
- Full unit information
- Statistics always available
- Most settings available

Home page.

Status of connected users at a glance. 2 view options: map view or list view.



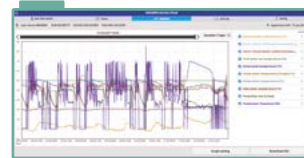
Status tab.

Current status of unit with a maximum 28 parameters.



Statistics tab.

Customisable statistics of a maximum of 71 parameters. Available anytime with the information of the last 7 days.



Settings tab.

Most of the user and installer settings can be done remotely.



Activation of the Aquarea Service Cloud

Requirements.

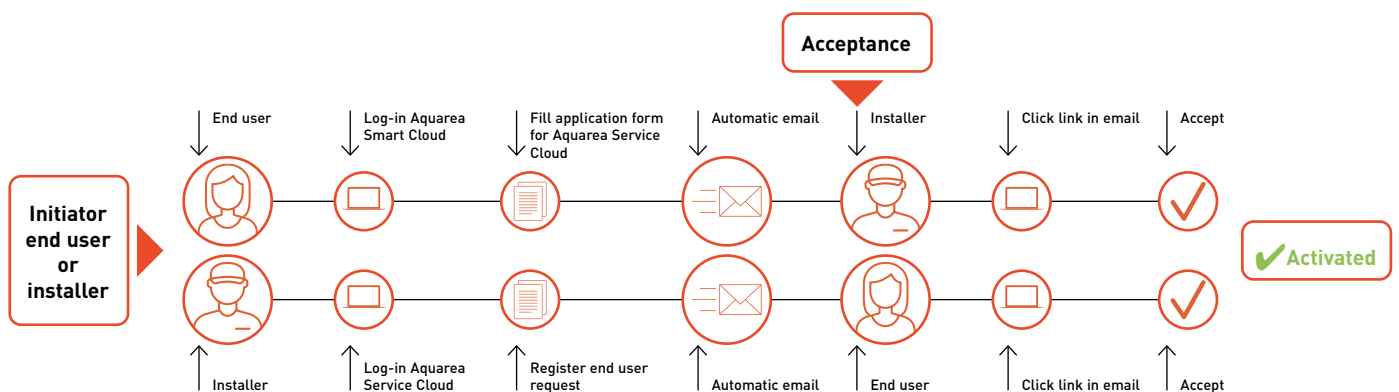
Hardware and connection	End user registration	Installer / maintenance registration
J or H Generation Aquarea connected to CZ-TAW1	Get Panasonic ID	Get Service ID
In-house internet connection with Wireless LAN or Wired LAN	Aquarea Smart Cloud	Aquarea Service Cloud

Connecting the unit to the Aquarea Service Cloud.

The process can be initiated by the end user or by the installer. The end user can select and change the installer's level of control anytime (4 levels).

Installer registration: <https://aquarea-service.panasonic.com/>


End user registration: <https://aquarea-smart.panasonic.com/>



Aquarea Heat Pump range

	3 kW	5 kW	7 kW
Aquarea High Performance All in One 1 Phase P. 21, 22 	 WH-ADC0309J3E5UK WH-UD03JE5	 WH-ADC0309J3E5UK WH-UD05JE5	 WH-ADC0309J3E5UK WH-UD07JE5
P. 23, 24 Bi-bloc 1 Phase 	 WH-SDC0305J3E5 WH-UD03JE5	 WH-SDC0305J3E5 WH-UD05JE5	 WH-SDC0709J3E5 WH-UD07JE5
P. 25, 26 Monobloc 1 Phase 		 WH-MDC05J3E5	 WH-MDC07J3E5
Aquarea T-CAP All in One 1 Phase P. 27 			
P. 28, 29 Bi-bloc 1 Phase 3 Phase 			
P. 31 Monobloc 1 Phase 3 Phase 			



 Check all our certified heat pumps on:
www.heatpumpkeymark.com

9 kW

12 kW

16 kW



WH-ADC0309J3E5UK
WH-UD09JE5-1



WH-ADC1216H6E5UK
WH-UD12HE5



WH-ADC1216H6E5UK
WH-UD16HE5



WH-SDC0709J3E5
WH-UD09JE5-1



WH-SDC12H6E5
WH-UD12HE5




WH-SDC16H6E5
WH-UD16HE5



WH-MDC09J3E5



WH-MDC12H6E5



WH-MDC16H6E5



WH-ADC1216H6E5UK
WH-UX09HE5



WH-ADC1216H6E5UK
WH-UX12HE5



WH-SXC09H3E5
WH-UX09HE5
WH-SXC09H3E8
WH-UX09HE8
WH-SQC09H3E8
WH-UQ09HE8



WH-SXC12H6E5
WH-UX12HE5
WH-SXC12H9E8
WH-UX12HE8
WH-SQC12H9E8
WH-UQ12HE8



WH-SXC16H9E8
WH-UX16HE8
WH-SQC16H9E8
WH-UQ16HE8



WH-MXC09J3E5
WH-MXC09J3E8



WH-MXC12J6E5
WH-MXC12J9E8



WH-MXC16J9E8

Aquarea components

Panasonic Aquarea A2W heat pumps come with a high level of components as standard that is required for your system to operate, no need to build a unit each time you order, this provides a true price of the unit rather than having to build it each time to find out, no hidden costs.

For a full list items included with each unit along with performance data, see the list below:

					PERFORMANCE FIGURES											
Outdoor unit	Indoor unit	Generation version	Single or three phase	Additional volume required on open circuit for defrost (l) *	Eco-design average climate 350C (ps (%))	Eco-design average climate 350C (SCOP)	Eco-design average climate 550C (ps (%))	Eco-design average climate 550C (SCOP)	kW output (A-3/W35)	MCS SCOP (A-3/W35)	kW output (A-3/W45)	MCS SCOP (A-3/W45)	kW output (A-3/W55)	MCS SCOP (A-3/W55)	Sound power level dB (EN12102 full power - A7/W65)	Sound power level dB (quiet mode 3)
TYPE					Monobloc											
WH-																
MDC05J3E5	—	J	Single	Zero	203	5,15	143	3,66	5,10	5,00	4,90	4,13	4,89	3,54	60	56
MDC07J3E5	—	J	Single	Zero	204	5,17	146	3,71	6,96	5,03	6,58	3,97	6,35	3,61	61	58
MDC09J3E5	—	J	Single	Zero	205	5,19	144	3,68	7,39	5,07	7,09	4,07	7,01	3,58	65	59
MDC12H6E5	—	H	Single	Zero	192	4,82	137	3,41	10,63	4,25	9,80	3,64	8,50	3,11	61	—
MDC16H6E5	—	H	Single	Zero	190	4,82	131	3,32	11,95	3,85	10,81	3,43	9,17	3,02	63	—
MXC09J3E5	—	J	Single	Zero	208	5,26	147	3,74	9,00	5,09	9,00	4,23	9,00	3,60	69	56
MXC12J6E5	—	J	Single	Zero	206	5,23	148	3,77	12,01	5,14	12,07	4,24	12,10	3,56	72	55
MXC16H9E8	—	J	Three	Zero	173	4,40	135	3,45	16,00	4,22	16,00	3,77	16,05	3,32	72	—
TYPE					Bi-Bloc											
WH-																
UD03JE5	SDC0305J3E5	J	Single	Zero	207	5,25	140	3,56	3,26	4,99	3,25	4,19	3,24	3,45	56	50
UD05JE5	SDC0305J3E5	J	Single	Zero	206	5,23	142	3,63	4,09	4,82	3,92	4,25	3,76	3,52	60	55
UD07JE5	SDC0709J3E5	J	Single	Zero	198	5,03	138	3,53	5,88	4,9	5,78	3,08	5,66	3,42	63	62
UD09JE5-1	SDC0709J3E5	J	Single	Zero	203	5,15	129	3,30	6,21	5,01	6,14	4,17	5,98	3,28	66	64
UD12HE5	SDC12H6E5	H	Single	Zero	192	4,82	137	3,42	10,78	4,05	9,78	3,83	8,5	3,17	69	—
UD16HE5	SDC16H6E5	H	Single	Zero	178	4,52	131	3,35	12,55	3,85	10,79	3,46	9,15	3,08	68	65
UX09HE5	SXC09H3E5	H	Single	Zero	195	4,96	135	3,45	9,00	4,84	9,00	3,90	9,00	3,36	64	—
UX12HE5	SXC12H6E5	H	Single	Zero	182	4,62	126	3,21	12,00	4,50	12,08	3,83	12,12	3,35	66	—
UX16HE8	SXC16H9E8	H	Three	Zero	174	4,42	124	3,16	16,00	4,33	16,00	3,59	16,05	3,07	68	—
TYPE					Bi-Bloc (Super Quiet)											
WH-																
UQ09HE8	SQC09H3E8	H	Three	Zero	195	4,96	135	3,45	9,00	4,84	9,00	3,90	9,00	3,36	57	55
UQ12HE8	SQC12H9E8	H	Three	Zero	182	4,62	126	3,21	12,00	4,50	12,08	3,83	12,12	3,35	61	54
UQ16HE8	SQC16H9E8	H	Three	Zero	174	4,42	124	3,16	16,00	4,33	16,00	3,59	16,05	3,07	62	58
TYPE					All In One											
WH-		KIT-														
UD03JE5	G3ADC0309J3E5	J	Single	Zero	207	5,25	140	3,56	3,26	4,99	3,25	4,19	3,24	3,45	56	50
UD05JE5	G3ADC0309J3E5	J	Single	Zero	206	5,23	142	3,63	4,09	4,82	3,92	4,25	3,76	3,52	60	55
UD07JE5	G3ADC0309J3E5	J	Single	Zero	198	5,03	138	3,53	5,88	4,9	5,78	3,08	5,66	3,42	63	62
UD09JE5-1	G3ADC0309J3E5	J	Single	Zero	203	5,15	129	3,30	6,21	5,01	6,14	4,17	5,98	3,28	66	64
UD12HE5	G3ADC1216H6E5	H	Single	Zero	192	4,82	137	3,42	10,78	4,05	9,78	3,83	8,5	3,17	69	—
UD16HE5	G3ADC1216H6E5	H	Single	Zero	178	4,52	131	3,35	12,55	3,85	10,79	3,46	9,15	3,08	68	65
UX09HE5	G3ADC1216H6E5	H	Single	Zero	195	4,96	135	3,45	9,00	4,84	9,00	3,90	9,00	3,36	64	—
UX12HE5	G3ADC1216H6E5	H	Single	Zero	182	4,62	126	3,21	12,00	4,50	12,08	3,83	12,12	3,35	66	—

* Reduced volume may require back up heater operation to support defrost cycle



STANDARD ITEMS INCLUDED IN UNIT											OPTIONAL ITEMS THAT CAN BE ADDED TO THE UNIT										
Inline filter	Magnetic particle filter	Heating expansion vessel (l)	A rated circulation pump	Backup heater (kW)	Electronic flow sensor	Water pressure gauge	Floor mounting rail on outdoor unit	Pressure relief valve	Air purge valve	Optional magnet for the water filter in H Generation models (PAW-A2W-MGTFILTER)	Anti-freeze valve (PAW-A2W-AFVLV)	3 way valve for DHW tanks (PAW-3WYVLV-HW)	3 way valve kit for inside the hydrokit (CZ-NV1)	PCB for advanced functions in J and H Generation (CZ-NS4P)	Aquarea Smart Cloud for remote control and maintenance (CZ-TAW1)	Outdoor ambient sensor (PAW-A2W-TS0D)	10m extension cable for CZ-TAW1 (CZ-TAW1-CBL)	Zone room sensor (PAW-A2W-TSRT)	Zone water sensor (PAW-A2W-TSHC)	Buffer tank sensor (PAW-A2W-TSBU)	Flexible piping and wall mounting plate for All in One J Generation (PAW-ADC-PREKIT-1)
Monobloc																					
Yes	Yes	Yes (6)	Yes	Yes (3)	Yes	Yes	Yes	Yes	Yes	N/A	Yes	Yes	N/A	Yes	Yes	Yes	Yes	Yes	Yes	Yes	N/A
Yes	Yes	Yes (6)	Yes	Yes (3)	Yes	Yes	Yes	Yes	Yes	N/A	Yes	Yes	N/A	Yes	Yes	Yes	Yes	Yes	Yes	Yes	N/A
Yes	Yes	Yes (6)	Yes	Yes (3)	Yes	Yes	Yes	Yes	Yes	N/A	Yes	Yes	N/A	Yes	Yes	Yes	Yes	Yes	Yes	Yes	N/A
Yes	No	Yes (10)	Yes	Yes (6)	Yes	Yes	Yes	Yes	Yes	Yes	Yes	Yes	N/A	Yes	Yes	Yes	Yes	Yes	Yes	Yes	N/A
Yes	No	Yes (10)	Yes	Yes (6)	Yes	Yes	Yes	Yes	Yes	Yes	Yes	Yes	N/A	Yes	Yes	Yes	Yes	Yes	Yes	Yes	N/A
Yes	Yes	Yes (10)	Yes	Yes (3)	Yes	Yes	Yes	Yes	Yes	N/A	Yes	Yes	N/A	Yes	Yes	Yes	Yes	Yes	Yes	Yes	N/A
Yes	Yes	Yes (10)	Yes	Yes (6)	Yes	Yes	Yes	Yes	Yes	N/A	Yes	Yes	N/A	Yes	Yes	Yes	Yes	Yes	Yes	Yes	N/A
Yes	No	Yes (10)	Yes	Yes (9)	Yes	Yes	Yes	Yes	Yes	N/A	Yes	Yes	N/A	Yes	Yes	Yes	Yes	Yes	Yes	Yes	N/A
Bi-Bloc																					
Yes	Yes	Yes (10)	Yes	Yes (3)	Yes	Yes	No	Yes	Yes	N/A	N/A	Yes	Yes	Yes	Yes	Yes	Yes	Yes	Yes	Yes	N/A
Yes	Yes	Yes (10)	Yes	Yes (3)	Yes	Yes	No	Yes	Yes	N/A	N/A	Yes	Yes	Yes	Yes	Yes	Yes	Yes	Yes	Yes	N/A
Yes	Yes	Yes (10)	Yes	Yes (3)	Yes	Yes	No	Yes	Yes	N/A	N/A	Yes	Yes	Yes	Yes	Yes	Yes	Yes	Yes	Yes	N/A
Yes	Yes	Yes (10)	Yes	Yes (3)	Yes	Yes	No	Yes	Yes	N/A	N/A	Yes	Yes	Yes	Yes	Yes	Yes	Yes	Yes	Yes	N/A
Yes	No	Yes (10)	Yes	Yes (6)	Yes	Yes	No	Yes	Yes	Yes	N/A	Yes	Yes	Yes	Yes	Yes	Yes	Yes	Yes	Yes	N/A
Yes	No	Yes (10)	Yes	Yes (6)	Yes	Yes	No	Yes	Yes	Yes	N/A	Yes	Yes	Yes	Yes	Yes	Yes	Yes	Yes	Yes	N/A
Yes	No	Yes (10)	Yes	Yes (3)	Yes	Yes	No	Yes	Yes	Yes	N/A	Yes	Yes	Yes	Yes	Yes	Yes	Yes	Yes	Yes	N/A
Yes	No	Yes (10)	Yes	Yes (6)	Yes	Yes	No	Yes	Yes	Yes	N/A	Yes	Yes	Yes	Yes	Yes	Yes	Yes	Yes	Yes	N/A
Yes	No	Yes (10)	Yes	Yes (9)	Yes	Yes	No	Yes	Yes	Yes	N/A	Yes	Yes	Yes	Yes	Yes	Yes	Yes	Yes	Yes	N/A
Bi-Bloc (Super Quiet)																					
Yes	No	Yes (10)	Yes	Yes (3)	Yes	Yes	No	Yes	Yes	Yes	N/A	Yes	Yes	Yes	Yes	Yes	Yes	Yes	Yes	Yes	N/A
Yes	No	Yes (10)	Yes	Yes (9)	Yes	Yes	No	Yes	Yes	Yes	N/A	Yes	Yes	Yes	Yes	Yes	Yes	Yes	Yes	Yes	N/A
Yes	No	Yes (10)	Yes	Yes (9)	Yes	Yes	No	Yes	Yes	Yes	N/A	Yes	Yes	Yes	Yes	Yes	Yes	Yes	Yes	Yes	N/A
All In One																					
Yes	Yes	Yes (10)	Yes	Yes (3)	Yes	Yes	No	Yes	Yes	N/A	N/A	N/A	N/A	Yes	Yes	Yes	Yes	Yes	Yes	Yes	Yes
Yes	Yes	Yes (10)	Yes	Yes (3)	Yes	Yes	No	Yes	Yes	N/A	N/A	N/A	N/A	Yes	Yes	Yes	Yes	Yes	Yes	Yes	Yes
Yes	Yes	Yes (10)	Yes	Yes (3)	Yes	Yes	No	Yes	Yes	N/A	N/A	N/A	N/A	Yes	Yes	Yes	Yes	Yes	Yes	Yes	Yes
Yes	Yes	Yes (10)	Yes	Yes (3)	Yes	Yes	No	Yes	Yes	N/A	N/A	N/A	N/A	Yes	Yes	Yes	Yes	Yes	Yes	Yes	Yes
Yes	No	Yes (10)	Yes	Yes (6)	Yes	Yes	No	Yes	Yes	Yes	N/A	N/A	N/A	Yes	Yes	Yes	Yes	Yes	Yes	Yes	Yes
Yes	No	Yes (10)	Yes	Yes (6)	Yes	Yes	No	Yes	Yes	Yes	N/A	N/A	N/A	Yes	Yes	Yes	Yes	Yes	Yes	Yes	Yes
Yes	No	Yes (10)	Yes	Yes (6)	Yes	Yes	No	Yes	Yes	Yes	N/A	N/A	N/A	Yes	Yes	Yes	Yes	Yes	Yes	Yes	Yes
Yes	No	Yes (10)	Yes	Yes (6)	Yes	Yes	No	Yes	Yes	Yes	N/A	N/A	N/A	Yes	Yes	Yes	Yes	Yes	Yes	Yes	Yes

Aquarea, top-level efficiency across the board

Aquarea J Generation: much more than Aquarea in R32. Available in 3/5/7/9 kW All in One / Bi-bloc and 5/7/9/12/16 kW Monobloc.



1 Keeping Aquarea essence

- A+++ in heating mode at 35 °C (scale from A+++ to D)
- Optional Aquarea Smart and Service Cloud

2 Higher efficiency

- SCOP up to + 5 % vs H Generation
- DHW COP up to 3.30 (for 3 kW All in One and 5 kW models)

3 More flexibility in design

- 60 °C water temperature (up to 65 °C in T-CAP Monobloc)
- Piping length between indoor and outdoor units improved: 7/9 kW: 50/30 m (up to 40 m without minimum floor area*) - 3/5 kW: 25/20 m
- Chiller function: cooling down to 10 °C outdoor temperature

* With a 5 % decrease of the capacity.

4 Smart functions

- SG ready for heating, cooling and DHW modes
- Utility remote bivalent control: By dry contacts*
- Stop external device when defrost by Dry contact (for fan coil fan stop)*

* Can not be used at same time.

5 More comfort

- Better comfort in extreme low temperature: Heating curve can be set up down to -20 °C
- Efficient or comfort mode for DHW: Part load for better efficiency or full load to reduce the heat up time
- DHW two sensor position selectable for All in One: Efficient position (best DHW COP) or larger volume of domestic hot water

Other improvements: More silent outdoor units / Magnet filter for water cycle.

Aquarea H Generation.

The beauty of comfort. The H Generation is available from 3 to 16 kW. The small capacities are specially designed for low energy homes and achieve an impressive COP of 5 (on the 3 kW).

Better efficiency and value A++ / A+++.

- A++ for medium temperature applications (radiators. ErP 55 °C in the scale from A+++ to D)
- A+++ for low temperature applications (floor heating. ErP 35 °C in the scale from A+++ to D)

Aquarea, a generation of energy efficient heating and hot water.

Thanks to the system's high degree of technology and advanced control, it is able to maintain a high output capacity and efficiency even at -7 °C and -15 °C. The Aquarea's software can be set for the requirements of low consumption homes in order to maximise energy efficiency. Whatever the weather, Aquarea can work even at -28 °C (for T-CAP All in One and Bi-bloc) lower limit. The compact design of the outdoor unit makes installation very easy.



**GOOD DESIGN
AWARD 2017**

011-1W0207
011-1W0208
011-1W0209



Aquaarea High Performance All in One J Generation Single phase. Heating and Cooling - R32

Energy efficiency: COP up to 5.33 / A+++ in heating at 35 °C and A+ in DHW / "A" water pump with variable speed / Stainless steel DHW tank with U-Vacua™ insulation panel / Built-in flow meter.

Flexibility: Long piping lengths / Built-in magnetic water filter.

Comfort: Heating curve down to -20 °C / 60 °C water outlet temperature.

Control: Additional functions with optional PCB (2 zone control, bivalent control, Smart Grid contact and more).

Connectivity: Optional Aquaarea Smart and Service Cloud and integration into BMS projects.

Single phase (Power to indoor)

Kit		KIT-ADC03JE5	KIT-ADC05JE5	KIT-ADC07JE5	KIT-ADC09JE5-1
Heating capacity / COP (A +7 °C, W 35 °C)	kW / COP	3.20/5.33	5.00/5.00	7.00/4.76	9.00/4.48
Heating capacity / COP (A +7 °C, W 55 °C)	kW / COP	3.20/2.81	5.00/2.72	7.00/2.82	8.95/2.78
Heating capacity / COP (A +2 °C, W 35 °C)	kW / COP	3.20/3.64	4.20/3.18	6.85/3.41	7.00/3.40
Heating capacity / COP (A +2 °C, W 55 °C)	kW / COP	3.20/2.19	4.10/1.99	6.20/2.21	6.30/2.16
Heating capacity / COP (A -7 °C, W 35 °C)	kW / COP	3.30/2.80	4.20/2.59	5.60/2.87	6.12/2.78
Heating capacity / COP (A -7 °C, W 55 °C)	kW / COP	3.20/1.79	3.55/1.71	5.25/1.94	5.90/1.93
Cooling capacity / EER (A 35 °C, W 7 °C)	kW / EER	3.20/3.52	4.50/3.00	6.70/3.03	8.20/2.72
Cooling capacity / EER (A 35 °C, W 18 °C)	kW / EER	3.20/4.71	4.80/4.29	6.70/4.72	9.00/4.18
Heating average climate (W 35 °C / W 55 °C)	Seasonal energy efficiency				
	SCOP	5.07/3.47	5.07/3.47	4.90/3.32	4.90/3.32
Heating warm climate (W 35 °C / W 55 °C)	Seasonal energy efficiency				
	SCOP	6.20/4.20	6.20/4.20	5.75/4.07	5.75/4.07
Heating cold climate (W 35 °C / W 55 °C)	Seasonal energy efficiency				
	SCOP	4.00/2.83	4.00/2.83	4.18/2.98	4.18/2.98
Indoor unit - Profile for Sales Order		KIT-G3ADC0309J3E5	KIT-G3ADC0309J3E5	KIT-G3ADC0309J3E5	KIT-G3ADC0309J3E5
Indoor unit - Profile on Product Rating Label		WH-ADC0309J3E5UK	WH-ADC0309J3E5UK	WH-ADC0309J3E5UK	WH-ADC0309J3E5UK
Sound pressure	Heat / Cool	dB(A)	28/28	28/28	28/28
Dimension	H x W x D	mm	1800 x 598 x 717	1800 x 598 x 717	1800 x 598 x 717
Net weight	1 zone / 2 zones	kg	122/130	122/130	122/130
Water pipe connector		Inch	R 1¼	R 1¼	R 1¼
A class pump	Number of speeds		Variable Speed	Variable Speed	Variable Speed
	Input power (Min/Max)	W	30/120	30/120	30/120
Heating water flow (ΔT=5 K, 35 °C)		L/min	9.20	14.30	20.10
Capacity of integrated electric heater		kW	3.00	3.00	3.00
Recommended fuse		A	16/16	16/16	25/16
Recommended cable size, supply 1 / 2		mm²	3 x 1.5/3 x 1.5	3 x 1.5/3 x 1.5	3 x 2.5/3 x 1.5
Water volume		L	185	185	185
Maximum DHW temperature		°C	65	65	65
Material inside tank			Stainless steel	Stainless steel	Stainless steel
Tapping profile according EN16147			L	L	L
DHW tank ERP efficiency average / warm / cold ²⁾		A+ to F	A+/A+/A	A+/A+/A	A+/A+/A
DHW tank ERP average climate η / COPdHW		η _{wh} %/COPdHW	132/3.30	132/3.30	120/3.00
DHW tank ERP warm climate η / COPdHW		η _{wh} %/COPdHW	155/3.88	155/3.88	140/3.50
DHW tank ERP cold climate η / COPdHW		η _{wh} %/COPdHW	99/2.48	99/2.48	99/2.47
Outdoor unit			WH-UD03JE5	WH-UD05JE5	WH-UD07JE5
Sound power ³⁾	Heat	dB(A)	55	55	59
Dimension / Net weight	H x W x D	mm / kg	622 x 824 x 298 / 37	622 x 824 x 298 / 37	795 x 875 x 320 / 61
Refrigerant (R32) / CO ₂ Eq.		kg / T	0.9/0.608	0.9/0.608	1.27/0.857
Piping diameter	Liquid / Gas	Inch (mm)	1/4(6.35)/1/2(12.70)	1/4(6.35)/1/2(12.70)	1/4(6.35)/5/8(15.88)
Pipe length range / Elevation difference (in / out)		m / m	3-25/20	3-25/20	3-50/30
Pipe length for additional gas / Additional gas amount		m / g/m	10/20	10/20	10/25
Operating range - outdoor ambient	Heat	°C	-20 ~ +35	-20 ~ +35	-20 ~ +35
	Cool	°C	+10 ~ +43	+10 ~ +43	+10 ~ +43
Water outlet	Heat / Cool	°C	20 ~ 60/5 ~ 20	20 ~ 60/5 ~ 20	20 ~ 60/5 ~ 20
Kit RRP		£	5.600	5.706	5.800
Indoor unit RRP		£	4.303	4.303	4.303
Outdoor unit RRP		£	1.297	1.403	1.497

1) Scale from A+++ to D. 2) Scale from A+ to F. 3) Sound power in accordance to 811/2013, 813/2013 and EN12102-1:2017 at +7 °C. * EER and COP calculation is based in accordance to EN14511. ** This product is designed to comply with the European Water Quality Directive 98/83/EC amended by 2015/1787/EU. The lifespan of the product is not guaranteed in the case of the use of groundwater, such as spring water or well water, the use of tap water when salt or other impurities are contained, nor in areas of acidic water quality. Maintenance and warranty costs related to these cases are the customer's responsibility.

Accessories		RRP £
PAW-ADC-PREKIT-1	Piping pre installation kit for J Generation	457
CZ-NS4P	Additional functions PCB	155
CZ-TAW1	Aquaarea Smart Cloud for remote control and maintenance through wireless or wired LAN	172

Accessories		RRP £
CZ-TAW1-CBL	10 m extension cable for CZ-TAW1.	46
PAW-A2W-RTWIRED	Room thermostat	97
PAW-A2W-RTWIREDLESS	Wireless LCD room thermostat	160



INTERNET CONTROL: Optional. GOOD DESIGN AWARD 2017: Indoor units All in One and Bi-bloc J and H Generation awarded with the prestigious Good Design Award 2017.



**GOOD DESIGN
AWARD 2017**



Aquarea High Performance All in One H Generation Single phase. Heating and Cooling · R410A

Energy efficiency: A+++ in heating at 35 °C and A+ in DHW / "A" water pump with variable speed / Stainless steel DHW tank with U-Vacua™ insulation panel / Built-in flow meter.

Flexibility: Optional magnet for the water filter.

Comfort: Operating range down to -20 °C.

Control: Additional functions with optional PCB (2 zone control, bivalent control, Smart Grid contact and more).

Connectivity: Optional Aquarea Smart and Service Cloud and integration into BMS projects.

Single phase (Power to indoor)				
Kit		KIT-ADC12HE5	KIT-ADC16HE5	
Heating capacity / COP (A +7 °C, W 35 °C)		kW / COP	12.00/4.74	16.00/4.28
Heating capacity / COP (A +7 °C, W 55 °C)		kW / COP	12.00/2.93	14.50/2.72
Heating capacity / COP (A +2 °C, W 35 °C)		kW / COP	11.40/3.44	13.00/3.28
Heating capacity / COP (A +2 °C, W 55 °C)		kW / COP	9.10/2.23	9.80/2.21
Heating capacity / COP (A -7 °C, W 35 °C)		kW / COP	10.00/2.73	11.40/2.57
Heating capacity / COP (A -7 °C, W 55 °C)		kW / COP	8.20/1.95	9.00/1.85
Cooling capacity / EER (A 35 °C, W 7 °C)		kW / EER	10.00/2.81	12.20/2.56
Cooling capacity / EER (A 35 °C, W 18 °C)		kW / EER	10.00/4.17	12.20/4.12
Heating average climate (W 35 °C / W 55 °C)	Seasonal energy efficiency	ηs %	190/134	190/130
	SCOP		4.82/3.42	4.82/3.33
Heating warm climate (W 35 °C / W 55 °C)	Seasonal energy efficiency	ηs %	245/159	245/169
	SCOP		6.21/4.05	6.21/4.30
Heating cold climate (W 35 °C / W 55 °C)	Seasonal energy efficiency	ηs %	168/121	168/121
	SCOP		4.29/3.10	4.28/3.10
Energy class ¹⁾			A+++ to D	A+++ / A++
Indoor unit - Profile for Sales Order		KIT-G3ADC1216H6E5	KIT-G3ADC1216H6E5	
Indoor unit - Profile on Product Rating Label		WH-ADC1216H6E5UK	WH-ADC1216H6E5UK	
Sound pressure	Heat / Cool	dB(A)	33/33	33/33
Dimension	HxWxD	mm	1800x598x717	1800x598x717
Net weight		kg	124	124
Water pipe connector		Inch	R 1¼	R 1¼
A class pump	Number of speeds		Variable Speed	Variable Speed
	Input power (Min/Max)	W	36/152	36/152
Heating water flow (ΔT=5 K, 35 °C)		L/min	34.4	45.9
Capacity of integrated electric heater		kW	6.00	6.00
Recommended fuse		A	30/30	30/30
Recommended cable size, supply 1 / 2		mm ²	3x4.0/3x4.0	3x4.0/3x4.0
Water volume		L	185	185
Maximum DHW temperature		°C	65	65
Material inside tank			Stainless steel	Stainless steel
Tapping profile according EN16147			L	L
DHW tank ERP efficiency average / warm / cold ²⁾		A+ to F	A/A/A	A/A/B
DHW tank ERP average climate η / COPdHW		ηwh % / COPdHW	95/2.37	91/2.28
DHW tank ERP warm climate η / COPdHW		ηwh % / COPdHW	110/2.75	107/2.67
DHW tank ERP cold climate η / COPdHW		ηwh % / COPdHW	75/1.87	72/1.80
Outdoor unit		WH-UD12HE5	WH-UD16HE5	
Sound power ³⁾	Heat	dB(A)	65	65
Dimension / Net weight	HxWxD	mm / kg	1340x900x320/101	1340x900x320/101
Refrigerant (R410A) / CO ₂ , Eq.		kg / T	2.55/5.324	2.55/5.324
Piping diameter	Liquid / Gas	Inch (mm)	3/8 (9.52) / 5/8 (15.88)	3/8 (9.52) / 5/8 (15.88)
Pipe length range / Elevation difference (in / out)		m / m	3-50/30	3-50/30
Pipe length for additional gas / Additional gas amount		m / g/m	10/50	10/50
Operating range - outdoor ambient	Heat	°C	-20 ~ +35	-20 ~ +35
	Cool	°C	+16 ~ +43	+16 ~ +43
Water outlet	Heat / Cool	°C	20-55/5-20	20-55/5-20
Kit RRP		£	7.903	8.375
Indoor unit RRP		£	5.069	5.069
Outdoor unit RRP		£	2.834	3.306

1) Scale from A+++ to D. 2) Scale from A+ to F. 3) Sound power in accordance to 811/2013, 813/2013 and EN12102-1:2017 at +7 °C. * EER and COP calculation is based in accordance to EN14511. ** This product is designed to comply with the European Water Quality Directive 98/83/EC amended by 2015/1787/EU. The lifespan of the product is not guaranteed in the case of the use of groundwater, such as spring water or well water, the use of tap water when salt or other impurities are contained, nor in areas of acidic water quality. Maintenance and warranty costs related to these cases are the customer's responsibility.

Accessories	RRP £
PAW-ADC-PREKIT-1 Piping pre installation kit for J Generation	457
CZ-NS4P Additional functions PCB	155
CZ-TAW1 Aquarea Smart Cloud for remote control and maintenance through wireless or wired LAN	172

Accessories	RRP £
CZ-TAW1-CBL 10 m extension cable for CZ-TAW1.	46
PAW-A2W-MGTFILTER Magnet for the water filter	35
PAW-A2W-RTWIRED Room thermostat	97
PAW-A2W-RTWIRELESS Wireless LCD room thermostat	160



INTERNET CONTROL: Optional. GOOD DESIGN AWARD 2017: Indoor units All in One and Bi-Block J and H Generation awarded with the prestigious Good Design Award 2017.



**GOOD DESIGN
AWARD 2017**



011-1W0207
011-1W0208
011-1W0209



3, 5 and 7 kW
models.



Aquarea High Performance Bi-bloc J Generation Single phase. Heating and Cooling - SDC · R32

Energy efficiency: COP up to 5.33 / A+++ in heating at 35 °C / "A" water pump with variable speed / Built-in flow meter.

Flexibility: Long piping lengths / Built-in magnetic water filter.

Comfort: Operating range and heating curve down to -20 °C / 60 °C water outlet temperature.

Control: Additional functions with optional PCB (2 zone control, bivalent control, Smart Grid contact and more).

Connectivity: Optional Aquarea Smart and Service Cloud and integration into BMS projects.

Single phase (Power to indoor)

Kit			KIT-WC03J3E5	KIT-WC05J3E5	KIT-WC07J3E5	KIT-WC09J3E5
Heating capacity / COP (A +7 °C, W 35 °C)		kW / COP	3.20/5.33	5.00/5.00	7.00/4.76	9.00/4.48
Heating capacity / COP (A +7 °C, W 55 °C)		kW / COP	3.20/2.81	5.00/2.72	7.00/2.82	8.95/2.78
Heating capacity / COP (A +2 °C, W 35 °C)		kW / COP	3.20/3.64	4.20/3.18	6.85/3.41	7.00/3.40
Heating capacity / COP (A +2 °C, W 55 °C)		kW / COP	3.20/2.19	4.10/1.99	6.20/2.21	6.30/2.16
Heating capacity / COP (A -7 °C, W 35 °C)		kW / COP	3.30/2.80	4.20/2.59	5.60/2.87	6.12/2.78
Heating capacity / COP (A -7 °C, W 55 °C)		kW / COP	3.20/1.79	3.55/1.71	5.25/1.94	5.90/1.93
Cooling capacity / EER (A 35 °C, W 7 °C)		kW / EER	3.20/3.52	4.50/3.00	6.70/3.03	8.20/2.72
Cooling capacity / EER (A 35 °C, W 18 °C)		kW / EER	3.20/4.71	4.80/4.29	6.70/4.72	9.00/4.18
Heating average climate (W 35 °C / W 55 °C)	Seasonal energy efficiency	ηs %	200/136	200/136	193/130	193/130
	SCOP		5.07/3.47	5.07/3.47	4.90/3.32	4.90/3.32
Heating warm climate (W 35 °C / W 55 °C)	Seasonal energy efficiency	ηs %	245/165	245/165	227/160	227/160
	SCOP		6.20/4.20	6.20/4.20	5.75/4.07	5.75/4.07
Heating cold climate (W 35 °C / W 55 °C)	Seasonal energy efficiency	ηs %	157/110	157/110	164/116	164/116
	SCOP		4.00/2.83	4.00/2.83	4.18/2.98	4.18/2.98
Energy class			A+++ to D	A+++ to D	A+++ to D	A+++ to D
			A+++ / A++	A+++ / A++	A+++ / A++	A+++ / A++
Indoor unit			WH-SDC0305J3E5	WH-SDC0305J3E5	WH-SDC0709J3E5	WH-SDC0709J3E5
	Sound pressure	Heat / Cool	dB(A)	28/28	28/28	30/30
Dimension	HxWxD	mm	892x500x340	892x500x340	892x500x340	892x500x340
Net weight		kg	42	42	42	42
Water pipe connector		Inch	R 1½	R 1½	R 1½	R 1½
A class pump	Number of speeds		Variable Speed	Variable Speed	Variable Speed	Variable Speed
	Input power (Min/Max)	W	30/100	33/106	34/114	40/120
Heating water flow (ΔT=5 K, 35 °C)		L/min	9.2	14.3	20.1	25.8
Capacity of integrated electric heater		kW	3	3	3	3
Recommended fuse		A	15/30	15/30	15/30	15/30
Recommended cable size, supply 1 / 2		mm²	3x 1.5/3x 1.5	3x 1.5/3x 1.5	3x 2.5/3x 1.5	3x 2.5/3x 1.5
Outdoor unit			WH-UD03JE5	WH-UD05JE5	WH-UD07JE5	WH-UD09JE5-1
	Sound power ¹⁾	Heat	dB(A)	55	55	59
Dimension	HxWxD	mm	622x824x298	622x824x298	795x875x320	795x875x320
Net weight		kg	37	37	61	61
Refrigerant (R32) / CO ₂ Eq.		kg / T	0.9/0.608	0.9/0.608	1.27/0.857	1.27/0.857
Piping diameter	Liquid / Gas	Inch (mm)	1/4(6.35)/1/2(12.70)	1/4(6.35)/1/2(12.70)	1/4(6.35)/5/8(15.88)	1/4(6.35)/5/8(15.88)
Pipe length range		m	3-25	3-25	3-50	3-50
Elevation difference (in / out)		m	20	20	30	30
Pipe length for additional gas		m	10	10	10	10
Additional gas amount		g/m	20	20	25	25
Operating range - outdoor ambient	Heat	°C	-20 ~ +35	-20 ~ +35	-20 ~ +35	-20 ~ +35
	Cool	°C	+10 ~ +43	+10 ~ +43	+10 ~ +43	+10 ~ +43
Water outlet	Heat / Cool	°C	20 ~ 60/5 ~ 20	20 ~ 60/5 ~ 20	20 ~ 60/5 ~ 20	20 ~ 60/5 ~ 20
Kit RRP		£	2.980	3.086	3.327	3.539
Indoor unit RRP		£	1.683	1.683	1.830	1.830
Outdoor unit RRP		£	1.297	1.403	1.497	1.709

1) Sound power in accordance to 811/2013, 813/2013 and EN12102-1:2017 at +7 °C. * EER and COP calculation is based in accordance to EN14511.

Accessories		RRP £
KIT-G3TD20C1E5	Tank 200 L - Stainless steel	1.091
KIT-G3TD30C1E5	Tank 300 L - Stainless steel	1.370
PAW-3WYVLY-HW	3 way valve for DHW Tanks	157
CZ-NV1	3 way valve kit for inside of hydrokit	266
PAW-BTANK50L-2	Buffer tank 50 L	282


Accessories		RRP £
CZ-TAW1	Aquarea Smart Cloud for remote control and maintenance through wireless or wired LAN	172
CZ-TAW1-CBL	10 m extension cable for CZ-TAW1.	46
CZ-NS4P	Additional functions PCB	155
PAW-A2W-RTWIRED	Room thermostat	97
PAW-A2W-RTWIREDLESS	Wireless LCD room thermostat	160



INTERNET CONTROL: Optional. GOOD DESIGN AWARD 2017: Indoor units All in One and Bi-bloc J and H Generation awarded with the prestigious Good Design Award 2017.



**GOOD DESIGN
AWARD 2017**



Aquarea High Performance Bi-bloc H Generation Single phase. Heating and Cooling - SDC · R410A

Energy efficiency: A+++ in heating at 35 °C / "A" water pump with variable speed / Built-in flow meter.

Flexibility: Optional magnet for the water filter.

Comfort: Operating range down to -20 °C.

Control: Additional functions with optional PCB (2 zone control, bivalent control, Smart Grid contact and more).

Connectivity: Optional Aquarea Smart and Service Cloud and integration into BMS projects.

			Single phase	
Kit			KIT-WC12H6E5	KIT-WC16H6E5
Heating capacity / COP (A +7 °C, W 35 °C)		kW / COP	12.00/4.74	16.00/4.28
Heating capacity / COP (A +7 °C, W 55 °C)		kW / COP	12.00/2.93	14.50/2.72
Heating capacity / COP (A +2 °C, W 35 °C)		kW / COP	11.40/3.44	13.00/3.28
Heating capacity / COP (A +2 °C, W 55 °C)		kW / COP	9.10/2.23	9.80/2.21
Heating capacity / COP (A -7 °C, W 35 °C)		kW / COP	10.00/2.73	11.40/2.57
Heating capacity / COP (A -7 °C, W 55 °C)		kW / COP	8.20/1.95	9.00/1.85
Cooling capacity / EER (A 35 °C, W 7 °C)		kW / EER	10.00/2.81	12.20/2.56
Cooling capacity / EER (A 35 °C, W 18 °C)		kW / EER	10.00/4.17	12.20/4.12
Heating average climate (W 35 °C / W 55 °C)	Seasonal energy efficiency	ηs %	190/134	190/130
	SCOP		4.82/3.42	4.82/3.33
Heating warm climate (W 35 °C / W 55 °C)	Seasonal energy efficiency	ηs %	245/159	245/169
	SCOP		6.21/4.05	6.21/4.30
Heating cold climate (W 35 °C / W 55 °C)	Seasonal energy efficiency	ηs %	168/121	168/121
	SCOP		4.29/3.10	4.28/3.10
	Energy class		A+++ to D	A+++ to D
			A+++ / A++	A+++ / A++
			A+++ / A+++	A+++ / A+++
			A++ / A+	A++ / A+
Indoor unit			WH-SDC12H6E5	WH-SDC16H6E5
Sound pressure	Heat / Cool	dB(A)	33/33	33/33
Dimension	HxWxD	mm	892x500x340	892x500x340
Net weight		kg	43	44
Water pipe connector		Inch	R 1½	R 1½
A class pump	Number of speeds		Variable Speed	Variable Speed
	Input power (Min/Max)	W	34/110	30/105
Heating water flow (ΔT=5 K, 35 °C)		L/min	34.4	45.9
Capacity of integrated electric heater		kW	6	6
Recommended fuse		A	30/30	30/30
Recommended cable size, supply 1 / 2		mm²	3x4.0 or 6.0/3x4.0	3x4.0 or 6.0/3x4.0
Outdoor unit			WH-UD12HE5	WH-UD16HE5
Sound power ¹⁾	Heat	dB(A)	65	65
Dimension	HxWxD	mm	1340x900x320	1340x900x320
Net weight		kg	101	101
Refrigerant (R410A) / CO ₂ Eq.		kg / T	2.55/5.324	2.55/5.324
Piping diameter	Liquid / Gas	Inch (mm)	3/8(9.52)/5/8(15.88)	3/8(9.52)/5/8(15.88)
Pipe length range		m	3 - 50	3 - 50
Elevation difference (in / out)		m	30	30
Pipe length for additional gas		m	10	10
Additional gas amount		g/m	50	50
Operating range - outdoor ambient	Heat	°C	-20 ~ +35	-20 ~ +35
	Cool	°C	+16 ~ +43	+16 ~ +43
Water outlet	Heat / Cool	°C	20 - 55/5 - 20	20 - 55/5 - 20
Kit RRP		£	5.286	6.271
Indoor unit RRP		£	2.452	2.965
Outdoor unit RRP		£	2.834	3.306

1) Sound power in accordance to 811/2013, 813/2013 and EN12102-1:2017 at +7 °C. * EER and COP calculation is based in accordance to EN14511.

Accessories		RRP £
KIT-G3TD20C1E5	Tank 200 L - Stainless steel	1.091
KIT-G3TD30C1E5	Tank 300 L - Stainless steel	1.370
PAW-3WYVLV-HW	3 way valve for DHW Tanks	157
CZ-NV1	3 way valve kit for inside of hydrokit	266
PAW-BTANK50L-2	Buffer tank 50 L	282
CZ-TAW1	Aquarea Smart Cloud for remote control and maintenance through wireless or wired LAN	172

Accessories		RRP £
CZ-TAW1-CBL	10 m extension cable for CZ-TAW1.	46
CZ-NS4P	Additional functions PCB	155
PAW-A2W-MGTFILTER	Magnet for the water filter	35
PAW-A2W-RTWIRED	Room thermostat	97
PAW-A2W-RTWIRELESS	Wireless LCD room thermostat	160



INTERNET CONTROL: Optional. GOOD DESIGN AWARD 2017: Indoor units All in One and Bi-bloc J and H Generation awarded with the prestigious Good Design Award 2017.

011-1W0398
011-1W0399
011-1W0400



Aquarea High Performance Monobloc J Generation Single phase. Heating and Cooling - MDC - R32

Energy efficiency: A+++ in heating at 35 °C / "A" water pump with variable speed / Built-in flow meter.

Flexibility: Built-in magnetic water filter / Built-in 6L expansion vessel.

Comfort: Operating range and heating curve down to -20 °C / 60 °C water outlet temperature / Cooling mode down to +10 °C.

Control: Additional functions with optional PCB (2 zone control, bivalent control, Smart Grid contact and more).

Connectivity: Optional Aquarea Smart and Service Cloud and integration into BMS projects.



Outdoor unit		Single phase			
		WH-MDC05J3E5	WH-MDC07J3E5	WH-MDC09J3E5	
Heating capacity / COP (A +7 °C, W 35 °C)	kW / COP	5.00/5.08	7.00/4.76	9.00/4.48	
Heating capacity / COP (A +7 °C, W 55 °C)	kW / COP	5.00/3.01	7.00/2.82	8.95/2.78	
Heating capacity / COP (A +2 °C, W 35 °C)	kW / COP	5.00/3.57	7.00/3.40	7.45/3.13	
Heating capacity / COP (A +2 °C, W 55 °C)	kW / COP	5.00/2.27	6.30/2.16	7.00/2.12	
Heating capacity / COP (A -7 °C, W 35 °C)	kW / COP	5.00/2.78	6.80/2.81	7.50/2.63	
Heating capacity / COP (A -7 °C, W 55 °C)	kW / COP	5.00/1.85	6.30/1.86	7.00/1.80	
Cooling capacity / EER (A 35 °C, W 7 °C)	kW / EER	5.00/3.31	7.00/3.06	9.00/2.71	
Cooling capacity / EER (A 35 °C, W 18 °C)	kW / EER	5.00/5.05	7.00/4.73	9.00/4.25	
Heating average climate (W 35 °C / W 55 °C)	Seasonal energy efficiency	ηs %	202/142	193/130	193/130
	SCOP		5.12/3.63	4.90/3.32	4.90/3.32
Heating warm climate (W 35 °C / W 55 °C)	Seasonal energy efficiency	ηs %	237/165	227/160	227/160
	SCOP		6.00/4.20	5.75/4.07	5.75/4.07
Heating cold climate (W 35 °C / W 55 °C)	Seasonal energy efficiency	ηs %	160/115	164/116	164/116
	SCOP		4.08/2.95	4.18/2.98	4.18/2.98
Sound power ¹⁾	Heat	dB(A)	59	59	59
	Dimension	HxWxD	mm	865 x 1283 x 320	865 x 1283 x 320
Net weight		kg	99	104	104
Refrigerant (R32) / CO ₂ Eq. ²⁾		kg / T	1.3/0.878	1.3/0.878	1.3/0.878
Water pipe connector		Inch	R 1½	R 1½	R 1½
Pump	Number of speeds		Variable Speed	Variable Speed	Variable Speed
	Input power (Min/Max)	W	34/96	36/100	39/108
Heating water flow (ΔT=5 K, 35 °C)		L/min	14.3	20.1	25.8
Capacity of integrated electric heater		kW	3	3	3
Input power	Heat	kW	0.985	1.47	2.01
	Cool	kW	1.51	2.29	3.32
Running and starting current	Heat	A	4.7	7.0	9.3
	Cool	A	7.0	10.5	14.7
Current 1		A	12	17	17
Current 2		A	13	13	13
Recommended fuse		A	30/15	30/15	30/16
Recommended cable size, supply 1 / 2		mm ²	3 x 1.5/3 x 1.5	3 x 2.5/3 x 1.5	3 x 2.5/3 x 1.5
Operating range - outdoor ambient	Heat	°C	-20 ~ 35	-20 ~ 35	-20 ~ 35
	Cool	°C	+10 ~ +43	+10 ~ +43	+10 ~ +43
Water outlet	Heat	°C	20 ~ 60	20 ~ 60	20 ~ 60
	Cool	°C	5 ~ 20	5 ~ 20	5 ~ 20
Outdoor unit RRP	£		2.762	3.086	3.604

1) Sound power in accordance to 811/2013, 813/2013 and EN12102-1:2017 at +7 °C. 2) WH-MDC models are hermetically sealed. * EER and COP calculation is based in accordance to EN14511.

Accessories	RRP £
KIT-G3TD20C1E5 Tank 200 L - Stainless steel	1.091
KIT-G3TD30C1E5 Tank 300 L - Stainless steel	1.370
PAW-3WYVLV-HW 3 way valve for DHW Tanks	157
PAW-BTANK50L-2 Buffer tank 50 L	282
CZ-TAW1 Aquarea Smart Cloud for remote control and maintenance through wireless or wired LAN	172

Accessories	RRP £
CZ-TAW1-CBL 10 m extension cable for CZ-TAW1.	46
PAW-A2W-AFVLV 1 x Antifreeze valve (2 x valves per heat pump unit are required)	102
PAW-A2W-RTWIRED Room thermostat	97
PAW-A2W-RTWIRELESS Wireless LCD room thermostat	160



INTERNET CONTROL: Optional.



011-1W0509



A+++

ErP 55 °C
Scale from
A+++ to D

A+++

ErP 35 °C
Scale from
A+++ to D

Aquarea High Performance Monobloc H Generation Single Phase. Heating and Cooling - MDC · R410A

Energy efficiency: A+++ in heating at 35 °C / "A" water pump with variable speed / Built-in flow meter.

Flexibility: Optional magnet for the water filter.

Comfort: Operating range and heating curve down to -20 °C / 55 °C water outlet temperature.

Control: Additional functions with optional PCB (2 zone control, bivalent control, Smart Grid contact and more).

Connectivity: Optional Aquarea Smart and Service Cloud and integration into BMS projects.

		Single phase		
Outdoor unit			WH-MDC12H6E5	WH-MDC16H6E5
Heating capacity / COP (A +7 °C, W 35 °C)		kW / COP	12.00/4.74	16.00/4.28
Heating capacity / COP (A +7 °C, W 55 °C)		kW / COP	12.00/2.93	14.50/2.72
Heating capacity / COP (A +2 °C, W 35 °C)		kW / COP	11.40/3.44	13.00/3.28
Heating capacity / COP (A +2 °C, W 55 °C)		kW / COP	9.10/2.23	9.80/2.21
Heating capacity / COP (A -7 °C, W 35 °C)		kW / COP	10.00/2.73	11.40/2.57
Heating capacity / COP (A -7 °C, W 55 °C)		kW / COP	8.20/1.95	9.00/1.84
Cooling capacity / EER (A 35 °C, W 7 °C)		kW / EER	10.00/2.81	12.20/2.56
Cooling capacity / EER (A 35 °C, W 18 °C)		kW / EER	9.39/4.65	11.40/4.10
Heating average climate (W 35 °C / W 55 °C)	Seasonal energy efficiency	ηs %	190/134	190/130
	SCOP		4.82/3.42	4.82/3.33
Heating warm climate (W 35 °C / W 55 °C)	Seasonal energy efficiency	ηs %	245/159	245/169
	SCOP		6.20/4.05	6.20/4.30
Heating cold climate (W 35 °C / W 55 °C)	Seasonal energy efficiency	ηs %	168/121	168/121
	SCOP		4.28/3.10	4.28/3.10
Sound power ¹⁾	Heat	dB(A)	65	65
	Cool			
Dimension	HxWxD	mm	1410 x 1283 x 320	1410 x 1283 x 320
Net weight		kg	140	140
Refrigerant (R410A) / CO ₂ Eq. ²⁾		kg / T	2.10/4.385	2.10/4.385
Water pipe connector		Inch	R 1½	R 1½
Pump	Number of speeds		Variable Speed	Variable Speed
	Input power (Min/Max)	W	34/110	38/120
Heating water flow (ΔT=5 K, 35 °C)		L/min	34.4	45.9
Capacity of integrated electric heater		kW	6	6
Input power	Heat	kW	2.53	3.74
	Cool	kW	3.56	4.76
Running and starting current	Heat	A	11.7	16.9
	Cool	A	16.2	21.5
Current 1		A	24.0	26.0
Current 2		A	26.0	26.0
Recommended fuse		A	30/30	30/30
Recommended cable size, supply 1 / 2		mm ²	3x4.0 or 6.0/3x4.0	3x4.0 or 6.0/3x4.0
Operating range - outdoor ambient	Heat	°C	-20 ~ +35	-20 ~ +35
	Cool	°C	+16 ~ +43	+16 ~ +43
Water outlet	Heat	°C	25 ~ 55	25 ~ 55
	Cool	°C	5 ~ 20	5 ~ 20
Outdoor unit RRP		£	4.641	5.405

1) Sound power in accordance to 811/2013, 813/2013 and EN12102-1:2017 at +7 °C. 2) WH-MDC models are hermetically sealed. * EER and COP calculation is based in accordance to EN14511.

Accessories		RRP £
KIT-G3TD20C1E5	Tank 200 L - Stainless steel	1.091
KIT-G3TD30C1E5	Tank 300 L - Stainless steel	1.370
PAW-3WYVLY-HW	3 way valve for DHW Tanks	157
PAW-BTANK50L-2	Buffer tank 50 L	282
CZ-TAW1	Aquarea Smart Cloud for remote control and maintenance through wireless or wired LAN	172

Accessories		RRP £
CZ-TAW1-CBL	10 m extension cable for CZ-TAW1.	46
PAW-A2W-MGTFILTER	Magnet for the water filter	35
PAW-A2W-AFVLY	1 x Antifreeze valve (2 x valves per heat pump unit are required)	102
PAW-A2W-RTWIRED	Room thermostat	97
PAW-A2W-RTWIRELESS	Wireless LCD room thermostat	160



INTERNET CONTROL: Optional.



GOOD DESIGN AWARD 2017



011-1W0510
011-1W0511



Aquaarea T-CAP All in One H Generation Single phase. Heating and Cooling - R410A

Energy efficiency: A+++ in heating at 35 °C and A+ in DHW / "A" water pump with variable speed / Stainless steel DHW tank with U-Vacua™ insulation panel / Built-in flow meter.

Flexibility: Optional magnet for the water filter.

Comfort: Constant capacity down to -20 °C / Operating range down to -28 °C / 60 °C water outlet temperature.

Control: Additional functions with optional PCB (2 zone control, bivalent control, Smart Grid contact and more).

Connectivity: Optional Aquaarea Smart and Service Cloud and integration into BMS projects.

Single phase (Power to indoor)

Kit		KIT-AXC09HE5		KIT-AXC12HE5	
Heating capacity / COP (A +7 °C, W 35 °C)		kW / COP		12.00/4.74	
Heating capacity / COP (A +7 °C, W 55 °C)		kW / COP		12.00/2.88	
Heating capacity / COP (A +2 °C, W 35 °C)		kW / COP		12.00/3.44	
Heating capacity / COP (A +2 °C, W 55 °C)		kW / COP		12.00/2.19	
Heating capacity / COP (A -7 °C, W 35 °C)		kW / COP		12.00/2.72	
Heating capacity / COP (A -7 °C, W 55 °C)		kW / COP		12.00/1.92	
Cooling capacity / EER (A 35 °C, W 7 °C)		kW / EER		10.00/2.81	
Cooling capacity / EER (A 35 °C, W 18 °C)		kW / EER		10.00/5.13	
Heating average climate (W 35 °C / W 55 °C)		Seasonal energy efficiency		ηs %	
		SCOP		181/130	
Heating warm climate (W 35 °C / W 55 °C)		Energy class ¹⁾		A+++ to D	
		ηs %		4.59/3.32	
Heating cold climate (W 35 °C / W 55 °C)		Energy class ¹⁾		A+++ to D	
		ηs %		235/158	
Heating average climate (W 35 °C / W 55 °C)		Seasonal energy efficiency		SCOP	
		SCOP		5.95/4.02	
Heating warm climate (W 35 °C / W 55 °C)		Energy class ¹⁾		A+++ to D	
		ηs %		A+++ / A+++	
Heating cold climate (W 35 °C / W 55 °C)		Energy class ¹⁾		A+++ to D	
		ηs %		160/125	
Heating average climate (W 35 °C / W 55 °C)		Seasonal energy efficiency		SCOP	
		SCOP		4.08/3.20	
Heating warm climate (W 35 °C / W 55 °C)		Energy class ¹⁾		A+++ to D	
		ηs %		A++ / A++	
Heating cold climate (W 35 °C / W 55 °C)		Energy class ¹⁾		A+++ to D	
		ηs %		A++ / A++	
Indoor unit - Profile for Sales Order		KIT-G3ADC1216H6E5		KIT-G3ADC1216H6E5	
Indoor unit - Profile on Product Rating Label		WH-ADC1216H6E5UK		WH-ADC1216H6E5UK	
Sound pressure	Heat / Cool	dB(A)		33/33	
Dimension	HxWxD	mm		1800x598x717	
Net weight		kg		124	
Water pipe connector		Inch		R 1/4	
A class pump	Number of speeds	Variable Speed		Variable Speed	
	Input power (Min/Max)	W		36/152	
Heating water flow (ΔT=5 K, 35 °C)		L/min		25.8	
Capacity of integrated electric heater		kW		6	
Recommended fuse		A		30/30	
Recommended cable size, supply 1 / 2		mm ²		3x4.0/3x4.0	
Water volume		L		185	
Maximum DHW temperature		°C		65	
Material inside tank		Stainless steel		Stainless steel	
Tapping profile according EN16147		L		L	
DHW tank ERP efficiency average / warm / cold ²⁾		A+ to F		A/A/A	
DHW tank ERP average climate η / COPdHW		ηwh % / COPdHW		95/2.37	
DHW tank ERP warm climate η / COPdHW		ηwh % / COPdHW		110/2.75	
DHW tank ERP cold climate η / COPdHW		ηwh % / COPdHW		75/1.87	
Outdoor unit		WH-UX09HE5		WH-UX12HE5	
Sound power ³⁾	Heat	dB(A)		66	
Dimension / Net weight	HxWxD	mm / kg		1340x900x320/101	
Refrigerant (R410A) / CO ₂ Eq.		kg / T		2.85/5.951	
Piping diameter	Liquid / Gas	Inch (mm)		3/8(9.52)/5/8(15.88)	
Pipe length range / Elevation difference (in / out)		m / m		3~30/20	
Pipe length for additional gas / Additional gas amount		m / g/m		10/50	
Operating range - outdoor ambient	Heat	°C		-28 ~ +35	
	Cool	°C		-28 ~ +35	
Water outlet	Heat / Cool	°C		+16 ~ +43	
		°C		20 ~ 60 / 5 ~ 20	
Kit RRP		£		7.363	
Indoor unit RRP		£		5.069	
Outdoor unit RRP		£		2.294	

1) Scale from A+++ to D. 2) Scale from A+ to F. 3) Sound power in accordance to 811/2013, 813/2013 and EN12102-1:2017 at +7 °C. * EER and COP calculation is based in accordance to EN14511. ** This product is designed to comply with the European Water Quality Directive 98/83/EC amended by 2015/1787/EU. The lifespan of the product is not guaranteed in the case of the use of groundwater, such as spring water or well water, the use of tap water when salt or other impurities are contained, nor in areas of acidic water quality. Maintenance and warranty costs related to these cases are the customer's responsibility.

Accessories		RRP £
PAW-ADC-PREKIT-1	Piping pre installation kit for J Generation	457
CZ-NS4P	Additional functions PCB	155
CZ-TAW1	Aquaarea Smart Cloud for remote control and maintenance through wireless or wired LAN	172


Accessories		RRP £
CZ-TAW1-CBL	10 m extension cable for CZ-TAW1.	46
PAW-A2W-MGTFILTER	Magnet for the water filter	35
PAW-A2W-RTWIRED	Room thermostat	97
PAW-A2W-RTWIRELESS	Wireless LCD room thermostat	160



INTERNET CONTROL: Optional. GOOD DESIGN AWARD 2017: Indoor units All in One and Bi-bloc J and H Generation awarded with the prestigious Good Design Award 2017.



**GOOD DESIGN
AWARD 2017**



011-1W0510
011-1W0511



A+++
ErP 55 °C
Scale from
A+++ to D

A+++
ErP 35 °C
Scale from
A+++ to D

Aquarea T-CAP Bi-bloc H Generation Single phase / Three phase. Heating and Cooling - SXC · R410A

Energy efficiency: A+++ in heating at 35 °C / "A" water pump with variable speed / Built-in flow meter.

Flexibility: Optional magnet for the water filter.

Comfort: Constant capacity down to -20 °C / Operating range down to -28 °C / 60 °C water outlet temperature.

Control: Additional functions with optional PCB (2 zone control, bivalent control, Smart Grid contact and more).

Connectivity: Optional Aquarea Smart and Service Cloud and integration into BMS projects.

Kit	Single phase (Power to indoor)			Three phase (Power to indoor)		
	KIT-WXC09H3E5	KIT-WXC12H6E5	KIT-WXC09H3E8	KIT-WXC12H9E8	KIT-WXC16H9E8	
Heating capacity / COP (A +7 °C, W 35 °C)	kW / COP	9.00/4.84	12.00/4.74	9.00/4.84	12.00/4.74	16.00/4.28
Heating capacity / COP (A +7 °C, W 55 °C)	kW / COP	9.00/2.94	12.00/2.88	9.00/2.94	12.00/2.88	16.00/2.71
Heating capacity / COP (A +2 °C, W 35 °C)	kW / COP	9.00/3.59	12.00/3.44	9.00/3.59	12.00/3.44	16.00/3.10
Heating capacity / COP (A +2 °C, W 55 °C)	kW / COP	9.00/2.21	12.00/2.19	9.00/2.21	12.00/2.19	16.00/2.13
Heating capacity / COP (A -7 °C, W 35 °C)	kW / COP	9.00/2.85	12.00/2.72	9.00/2.85	12.00/2.72	16.00/2.49
Heating capacity / COP (A -7 °C, W 55 °C)	kW / COP	9.00/2.02	12.00/1.92	9.00/2.02	12.00/1.92	16.00/1.86
Cooling capacity / EER (A 35 °C, W 7 °C)	kW / EER	7.00/3.17	10.00/2.81	7.00/3.17	10.00/2.81	12.20/2.57
Cooling capacity / EER (A 35 °C, W 18 °C)	kW / EER	7.00/5.19	10.00/5.13	7.00/5.19	10.00/5.13	12.20/3.49
Heating average climate (W 35 °C / W 55 °C)	Seasonal energy efficiency	ηs %	181/130	170/130	181/130	170/130
	SCOP	4.59/3.32	4.32/3.32	4.59/3.32	4.32/3.32	4.08/3.20
Heating warm climate (W 35 °C / W 55 °C)	Seasonal energy efficiency	ηs %	235/158	231/158	235/158	231/159
	SCOP	5.95/4.02	5.86/4.02	5.95/4.02	5.86/4.02	5.86/4.05
Heating cold climate (W 35 °C / W 55 °C)	Seasonal energy efficiency	ηs %	160/125	160/125	160/125	150/125
	SCOP	4.08/3.20	4.08/3.20	4.08/3.20	4.08/3.20	3.83/3.20
Energy class	A+++ to D	A+++ / A++	A+++ / A++	A+++ / A++	A+++ / A++	A+++ / A++
	A+++ to D	A+++ / A+++	A+++ / A+++	A+++ / A+++	A+++ / A+++	A+++ / A+++
Energy class	A+++ to D	A+++ / A++	A+++ / A++	A+++ / A++	A+++ / A++	A+++ / A++
	A+++ to D	A+++ / A++	A+++ / A++	A+++ / A++	A+++ / A++	A+++ / A++
Indoor unit		WH-SXC09H3E5	WH-SXC12H6E5	WH-SXC09H3E8	WH-SXC12H9E8	WH-SXC16H9E8
Sound pressure	Heat / Cool	dB(A)	33/33	33/33	33/33	33/33
Dimension	H x W x D	mm	892x500x340	892x500x340	892x500x340	892x500x340
Net weight		kg	43	43	43	45
Water pipe connector		Inch	R1½	R1½	R1½	R1½
A class pump	Number of speeds		Variable Speed	Variable Speed	Variable Speed	Variable Speed
	Input power (Min/Max)	W	32/102	34/110	32/102	34/110
Heating water flow (ΔT=5 K, 35 °C)		L/min	25.8	34.4	25.8	34.4
Capacity of integrated electric heater		kW	3	6	3	9
Recommended fuse		A	30/30	30/30	16/16	16/16
Recommended cable size, supply 1 / 2		mm²	3x4.0 or 6.0/3x4.0	3x4.0 or 6.0/3x4.0	5x1.5/3x1.5	5x1.5/5x1.5
Outdoor unit			WH-UX09HE5	WH-UX12HE5	WH-UX09HE8	WH-UX12HE8
Sound power ¹⁾	Heat	dB(A)	66	66	65	65
Dimension	H x W x D	mm	1340x900x320	1340x900x320	1340x900x320	1340x900x320
Net weight		kg	101	101	108	118
Refrigerant (R410A) / CO ₂ Eq.		kg / T	2.85/5.951	2.85/5.951	2.85/5.951	2.85/5.951
Piping diameter	Liquid / Gas	Inch (mm)	3/8(9.52)/5/8(15.88)	3/8(9.52)/5/8(15.88)	3/8(9.52)/5/8(15.88)	3/8(9.52)/5/8(15.88)
Pipe length range		m	3~30	3~30	3~30	3~30
Elevation difference (in / out)		m	20	20	20	20
Pipe length for additional gas		m	10	10	10	10
Additional gas amount		g/m	50	50	50	50
Operating range - outdoor ambient	Heat	°C	-28~+35	-28~+35	-28~+35	-28~+35
	Cool	°C	+16~+43	+16~+43	+16~+43	+16~+43
Water outlet	Heat / Cool	°C	20~60/5~20	20~60/5~20	20~60/5~20	20~60/5~20
Kit RRP		£	4.459	5.585	5.779	7.404
Indoor unit RRP		£	2.165	2.389	2.566	2.792
Outdoor unit RRP		£	2.294	3.196	3.213	4.313

1) Sound power in accordance to 811/2013, 813/2013 and EN12102-1:2017 at +7 °C. * EER and COP calculation is based in accordance to EN14511.

Accessories	RRP £
KIT-G3TD20C1E5 Tank 200 L - Stainless steel	1.091
KIT-G3TD30C1E5 Tank 300 L - Stainless steel	1.370
PAW-3WYVLV-HW 3 way valve for DHW Tanks	157
CZ-NV1 3 way valve kit for inside of hydrokit	266
PAW-BTANK50L-2 Buffer tank 50 L	282
CZ-TAW1 Aquarea Smart Cloud for remote control and maintenance through wireless or wired LAN	172


Accessories	RRP £
CZ-TAW1-CBL 10 m extension cable for CZ-TAW1.	46
CZ-NS4P Additional functions PCB	155
PAW-A2W-MGTFILTER Magnet for the water filter	35
PAW-A2W-RTWIRED Room thermostat	97
PAW-A2W-RTWIRELESS Wireless LCD room thermostat	160



INTERNET CONTROL: Optional. GOOD DESIGN AWARD 2017: Indoor units All in One and Bi-bloc J and H Generation awarded with the prestigious Good Design Award 2017.



**GOOD DESIGN
AWARD 2017**



011-1W0510
011-1W0511



Aquaarea T-CAP Bi-bloc H Generation Three phase. Super Quiet outdoor unit. Heating and Cooling - SQC · R410A

Energy efficiency: A+++ in heating at 35 °C / "A" water pump with variable speed / Built-in flow meter.

Flexibility: Optional magnet for the water filter.

Comfort: Low noise level / Constant capacity down to -20 °C / Operating range down to -28 °C / 60 °C water outlet temperature.

Control: Additional functions with optional PCB (2 zone control, bivalent control, Smart Grid contact and more).

Connectivity: Optional Aquaarea Smart and Service Cloud and integration into BMS projects.

Three phase (Power to indoor)

Kit			KIT-WQC09H3E8	KIT-WQC12H9E8	KIT-WQC16H9E8
Heating capacity / COP (A +7 °C, W 35 °C)		kW / COP	9.00/4.84	12.00/4.74	16.00/4.28
Heating capacity / COP (A +7 °C, W 55 °C)		kW / COP	9.00/2.94	12.00/2.88	16.00/2.71
Heating capacity / COP (A +2 °C, W 35 °C)		kW / COP	9.00/3.59	12.00/3.44	16.00/3.10
Heating capacity / COP (A +2 °C, W 55 °C)		kW / COP	9.00/2.21	12.00/2.19	16.00/2.13
Heating capacity / COP (A -7 °C, W 35 °C)		kW / COP	9.00/2.85	12.00/2.72	16.00/2.49
Heating capacity / COP (A -7 °C, W 55 °C)		kW / COP	9.00/2.02	12.00/1.92	16.00/1.86
Cooling capacity / EER (A 35 °C, W 7 °C)		kW / EER	7.00/3.17	10.00/2.81	12.20/2.57
Cooling capacity / EER (A 35 °C, W 18 °C)		kW / EER	7.00/5.19	10.00/5.13	12.20/3.49
Heating average climate (W 35 °C / W 55 °C)	Seasonal energy efficiency	ηs %	181/130	170/130	160/125
		SCOP	4.59/3.32	4.32/3.32	4.08/3.20
	Energy class	A+++ to D	A+++/A++	A+/A++	A++/A++
Heating warm climate (W 35 °C / W 55 °C)	Seasonal energy efficiency	ηs %	235/158	231/158	231/159
		SCOP	5.95/4.02	5.86/4.02	5.86/4.05
	Energy class	A+++ to D	A+++/A+++	A+++/A+++	A+++/A+++
Heating cold climate (W 35 °C / W 55 °C)	Seasonal energy efficiency	ηs %	160/125	160/125	150/125
		SCOP	4.08/3.20	4.08/3.20	3.83/3.20
	Energy class	A+++ to D	A++/A++	A++/A++	A++/A++
Indoor unit			WH-SQC09H3E8	WH-SQC12H9E8	WH-SQC16H9E8
Sound pressure	Heat / Cool	dB(A)	33/33	33/33	33/33
Dimension	HxWxD	mm	892x500x340	892x500x340	892x500x340
Net weight		kg	43	44	45
Water pipe connector		Inch	R 1¼	R 1¼	R 1¼
A class pump	Number of speeds		Variable Speed	Variable Speed	Variable Speed
	Input power (Min/Max)	W	32/102	34/110	30/105
Heating water flow (ΔT=5 K, 35 °C)		L/min	25.8	34.4	45.9
Capacity of integrated electric heater		kW	3	9	9
Recommended fuse		A	15/30	15/30	15/30
Recommended cable size, supply 1 / 2		mm²	5x1.5/3x1.5	5x1.5/5x1.5	5x1.5/5x1.5
Outdoor unit			WH-UQ09HE8	WH-UQ12HE8	WH-UQ16HE8
Sound power ¹⁾	Heat	dB(A)	58	58	62
Dimension	HxWxD	mm	1410x1283x320	1410x1283x320	1410x1283x320
Net weight		kg	151	151	161
Refrigerant (R410A) / CO ₂ Eq.		kg / T	2.85/5.951	2.85/5.951	2.99/6.243
Piping diameter	Liquid / Gas	Inch (mm)	3/8(9.52)/5/8(15.88)	3/8(9.52)/5/8(15.88)	3/8(9.52)/5/8(15.88)
Pipe length range		m	3-30	3-30	3-30
Elevation difference (in / out)		m	20	20	20
Pipe length for additional gas		m	10	10	10
Additional gas amount		g/m	50	50	50
Operating range - outdoor ambient	Heat	°C	-28 ~ +35	-28 ~ +35	-28 ~ +35
	Cool	°C	+16 ~ +43	+16 ~ +43	+16 ~ +43
Water outlet	Heat / Cool	°C	20 ~ 60/5 ~ 20	20 ~ 60/5 ~ 20	20 ~ 60/5 ~ 20
Kit RRP		£	6.711	7.278	8.635
Indoor unit RRP		£	2.695	2.931	3.245
Outdoor unit RRP		£	4.016	4.347	5.390

1) Sound power in accordance to 811/2013, 813/2013 and EN12102-1:2017 at +7 °C. * EER and COP calculation is based in accordance to EN14511.

Accessories		RRP £
KIT-G3TD20C1E5	Tank 200 L - Stainless steel	1.091
KIT-G3TD30C1E5	Tank 300 L - Stainless steel	1.370
PAW-3WYVLV-HW	3 way valve for DHW Tanks	157
CZ-NV1	3 way valve kit for inside of hydrokit	266
PAW-BTANK50L-2	Buffer tank 50 L	282
CZ-TAW1	Aquaarea Smart Cloud for remote control and maintenance through wireless or wired LAN	172

Accessories		RRP £
CZ-TAW1-CBL	10 m extension cable for CZ-TAW1.	46
CZ-NS4P	Additional functions PCB	155
PAW-A2W-MGTFILTER	Magnet for the water filter	35
PAW-A2W-RTWIRED	Room thermostat	97
PAW-A2W-RTWIRELESS	Wireless LCD room thermostat	160



INTERNET CONTROL: Optional. GOOD DESIGN AWARD 2017: Indoor units All in One and Bi-bloc J and H Generation awarded with the prestigious Good Design Award 2017.

Aquarea T-CAP

For retrofit and new builds, Aquarea T-CAP is the ideal solution for those installations where the output capacity is demanding.

The entire Aquarea T-CAP line-up is excellent for replacing gas or oil boilers and for connecting to new underfloor heating, radiators or fan coil units. Aquarea T-CAP can maintain the heat pump output capacity until $-20\text{ }^{\circ}\text{C}$ ¹⁾ outdoor temperature without the help of an electrical booster heater, offering high heating capacity even at low ambient temperatures.

1) At $35\text{ }^{\circ}\text{C}$ flow temperature.



Aquarea T-CAP Monobloc J Generation R32

R32 Refrigerant: A 'small' change that changes everything.

With Monobloc, the refrigerant circuit is sealed inside the outdoor unit, so there is no need to worry about the amount of refrigerant per room.

65 °C¹⁾ water temperature possible.

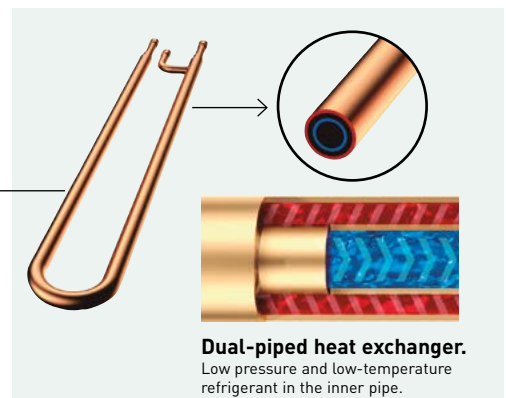
By optimising the system and the refrigerant cycle, the unit can work under higher pressure and realise a water temperature of 65°C.

1) In case of ΔT setting with remote controller is $15\text{ }^{\circ}\text{C}$ and outdoor ambient temperature is $5\text{ to }20\text{ }^{\circ}\text{C}$, $65\text{ }^{\circ}\text{C}$ hot water temperature is possible. Even with the T-CAP series, capacity will drop when water temperature reaches $65\text{ }^{\circ}\text{C}$.



How Aquarea T-CAP maintains performance even at $-20\text{ }^{\circ}\text{C}$ outdoors

A patent has been obtained for technology that can maintain heating capacity even in low outdoor temperatures through optimal control that comes from incorporating dual-piped heat exchanger into the refrigeration cycle.





011-1W0463
011-1W0464
For 9 and 12 kW
single and three
phase.



Aquarea T-CAP Monobloc J Generation Single phase / Three phase. Heating and Cooling - MXC · R32

Energy efficiency: A+++ in heating at 35 °C / "A" water pump with variable speed / Built-in flow meter.

Flexibility: Built-in magnetic water filter.

Comfort: Constant capacity and operating range down to -20 °C / 65 °C water outlet temperature.

Control: Additional functions with optional PCB (2 zone control, bivalent control, Smart Grid contact and more).

Connectivity: Optional Aquarea Smart and Service Cloud and integration into BMS projects.

Outdoor unit		Single phase			Three phase		
		WH-MXC09J3E5	WH-MXC12J6E5	WH-MXC09J3E8	WH-MXC12J9E8	WH-MXC16J9E8	
Heating capacity / COP (A +7 °C, W 35 °C)	kW / COP	9.00/5.08	12.00/4.80	9.00/5.08	12.00/4.80	16.00/4.52	
Heating capacity / COP (A +7 °C, W 55 °C)	kW / COP	9.00/3.08	12.00/3.05	9.00/3.08	12.00/3.05	16.00/2.86	
Heating capacity / COP (A +2 °C, W 35 °C)	kW / COP	9.00/3.81	12.00/3.53	9.00/3.81	12.00/3.53	16.00/3.10	
Heating capacity / COP (A +2 °C, W 55 °C)	kW / COP	9.00/2.54	12.00/2.42	9.00/2.54	12.00/2.42	16.00/2.07	
Heating capacity / COP (A -7 °C, W 35 °C)	kW / COP	9.00/3.08	12.00/2.82	9.00/3.08	12.00/2.82	16.00/2.39	
Heating capacity / COP (A -7 °C, W 55 °C)	kW / COP	9.00/2.12	12.00/2.00	9.00/2.12	12.00/2.00	16.00/1.71	
Cooling capacity / EER (A 35 °C, W 7 °C)	kW / EER	9.00/3.18	12.00/2.90	9.00/3.09	12.00/2.84	14.50/2.84	
Cooling capacity / EER (A 35 °C, W 18 °C)	kW / EER	9.00/4.62	12.00/3.95	9.00/4.46	12.00/3.79	16.00/3.75	
Heating average climate (W 35 °C / W 55 °C)	Seasonal energy efficiency	ηs %	195/140	195/140	195/140	176/129	
	SCOP		4.96/3.57	4.96/3.57	4.96/3.57	4.46/3.31	
Heating warm climate (W 35 °C / W 55 °C)	Seasonal energy efficiency	ηs %	256/171	256/171	256/171	232/160	
	SCOP		6.47/4.34	6.47/4.34	6.47/4.34	5.88/4.09	
Heating cold climate (W 35 °C / W 55 °C)	Seasonal energy efficiency	ηs %	169/127	169/127	169/127	150/125	
	SCOP		4.31/3.26	4.31/3.26	4.31/3.26	3.83/3.20	
Sound power ¹⁾	Heat	dB(A)	65	65	65	66	
	HxWxD	mm	1410x1283x320	1410x1283x320	1410x1283x320	1410x1283x320	
Net weight	kg	140	140	140	140	150	
Refrigerant (R32) / CO ₂ Eq. ²⁾	kg / T	1.60/1.080	1.60/1.080	1.60/1.080	1.60/1.080	1.80/1.215	
Water pipe connector	Inch	R 1½	R 1½	R 1½	R 1½	R 1½	
Pump	Number of speeds	Variable Speed	Variable Speed	Variable Speed	Variable Speed	Variable Speed	
	Input power (Min/Max)	W	32/173	34/173	32/173	34/173	38/173
Heating water flow (ΔT=5 K, 35 °C)	L/min	25.8	34.4	25.8	34.4	45.9	
Capacity of integrated electric heater	kW	3	6	3	9	9	
Input power	Heat	kW	1.77	2.50	1.77	2.50	3.54
	Cool	kW	2.83	4.14	2.91	4.23	5.11
Running and starting current	Heat	A	8.3	11.6	2.6	3.7	5.3
	Cool	A	13.1	19.1	4.3	6.3	7.6
Current 1	A	29.0	29.0	14.7	11.8	16.4	
Current 2	A	13.0	26.0	13.0	13.0	13.0	
Recommended fuse, supply 1 / 2	A	30/30	30/30	20/16	20/20	20/20	
Recommended cable size, supply 1 / 2	mm ²	3x4.0 or 6.0/3x4.0	3x4.0 or 6.0/3x4.0	5x1.5/3x1.5	5x1.5/5x1.5	5x2.5/5x1.5	
Operating range - outdoor ambient	Heat	°C	-20 ~ +35	-20 ~ +35	-20 ~ +35	-20 ~ +35	
	Cool	°C	10 ~ +43	10 ~ +43	10 ~ +43	10 ~ +43	
Water outlet ³⁾	Heat	°C	20 ~ 65	20 ~ 65	20 ~ 65	20 ~ 65	
	Cool	°C	5 ~ 20	5 ~ 20	5 ~ 20	5 ~ 20	
Outdoor unit RRP	£	4.523	5.657	4.867	5.827	7.529	

1) Sound power in accordance to 811/2013, 813/2013 and EN12102-1:2017 at +7 °C. 2) WH-MXC models are hermetically sealed. 3) It is possible to set temperature by 65 °C on remote controller. Normally, outlet water temperature is 60 °C or lower. In case of ΔT setting with remote controller is 15 °C and the outdoor ambient temperature is 5 to 20 °C, outlet water temperature 65 °C is possible. * EER and COP calculation is based in accordance to EN14511.

Accessories	RRP £
KIT-G3TD20C1E5 Tank 200 L - Stainless steel	1.091
KIT-G3TD30C1E5 Tank 300 L - Stainless steel	1.370
PAW-3WYVLV-HW 3 way valve for DHW Tanks	157
PAW-BTANK50L-2 Buffer tank 50 L	282
CZ-TAW1 Aquarea Smart Cloud for remote control and maintenance through wireless or wired LAN	172

Accessories	RRP £
CZ-TAW1-CBL 10 m extension cable for CZ-TAW1.	46
PAW-A2W-AFVLV 1 x Antifreeze valve (2 x valves per heat pump unit are required)	102
PAW-A2W-RTWIRED Room thermostat	97
PAW-A2W-RTWIRELESS Wireless LCD room thermostat	160



INTERNET CONTROL: Optional.

DHW Tanks



DUO Pre-plumbed tank.

The best option to combine with Monobloc units. DHW tank with buffer tank. Designed for all applications, the DHW tank with a buffer tank is particularly suitable for fast integration on an existing installation. Tanks includes a 3-way valve, tank sensor and interconnection plumbing, providing quick connection for Heat Pump and off to heating circuit and DHW draw off, PAW-TD23B6E5PP only, comes with an "A" rated circulating pump for the heating circuit. Easy to install, and high efficiency for DHW production and for heating.



Model		PAW-TD20B7PP-UK	PAW-TD23B6E5PP-UK	PAW-TD30B7PP-UK
Dimension HxWxD	mm	1992 x 550	1755 x 595	2030 x 630
Weight (empty)	kg	51	TBC	64
Power supply	V, Phase, Hz	230. 1. 50	230. 1. 50	230. 1. 50
Hot water tank volume	L	185	225	285
Buffer tank volume	L	70	65	70
"A Rated Heating Circulating Pump Included		No	Yes	No
Pressure regulating valve setting	bar	3	3	3
Expansion relief valve setting	bar	4.5	4.5	4.5
Temperature setting (P&T valve)	°C	95	95	95
Connections	Inch	1" compression	22 mm compression	1" compression
Expansion vessel size (volume)	L	24	TBC	24
G3 kit included		YES	YES	YES
Heating coil surface	m ²	3.0	2.6	3.0
Electrical heater	kW	3.0	2.8	3.0
Energy loss at 65 °C ¹⁾	kWh/24h	2.22	1.25	2.51
Energy efficiency class (from A+ to F) ²⁾		C	A	C
Standing loss	W	93	52	104
RRP	£	2.573	2.725	2.935

1) Tested pursuant to EN 12897:2006. 2) EU Regulation 812/2013.



Stainless steel DHW tanks.

Profile for Sales Order		KIT-G3TD20C1E5	KIT-G3TD30C1E5
Profile on Product Rating Label		PAW-TD20C1E5-UK	PAW-TD30C1E5-UK
Water volume	L	192	284
Maximum water temperature	°C	75	75
Dimension (Height / Diameter)	mm	1270 / 595	1750 / 595
Weight / filled with water	kg	50 / —	61 / —
Electric heater	kW	1.5	1.5
Power supply	V	230	230
Material inside tank		Stainless steel	Stainless steel
Exchange surface	m ²	1.8	1.8
Energy loss at 65 °C ¹⁾	kWh/24h	1.01	1.18
3 way valve accessory PAW-3WYVLV-HW or CZ-NV1		Optional	Optional
20 m temperature sensor cable included		Yes	Yes
Energy losses	W	42	49
Energy Efficiency Class (from A+ to F)		A	A
Warranty		2 Years	2 Years
Maintenance required		No	No
RRP	£	1.091	1.370

1) Insulated tested under EN12897. * Stainless Steel Tanks are produced by OSO.

Accessories for DHW tanks		RRP £
PAW-3WYVLV-HW	3 way valve for DHW tanks	157

Accessories for DHW tanks		RRP £
CZ-NV1	3 way valve kit for inside of hydrokit	266



Buffer tanks.

Model		PAW-BTANK50L-2	PAW-BTANK100L	PAW-BTANK200L	PAW-BTANK300L
Capacity	L	48	100	199	289
Energy losses	W	35	55	50	66
Energy Efficiency Class (from A+ to F)		B	C	B	B
Material		Stainless Steel	Stainless Steel	Stainless Steel	Stainless Steel
Dimension (Height / Diameter)	mm	636 / 430	1175 / 430	1275 / 595	1755 / 595
Net weight	kg	17	28	47	57
RRP	£	282	439	574	685

* Automatic air vent and drain cock are included. Built-in pocket sensor (sensor not included). ** Buffer Tank are produced by OSO.

Fan coils highlighted features

Available in a wide range of designs, the fan coils are perfectly adapted to fit within almost any location.



1 Innovation for optimum comfort

Range of fan coil for heating and cooling with capacities from 0.2 to 9.6 kW in cooling and from 0.2 to 13.6 kW in heating. Bring full year comfort with water based systems.

2 Energy efficient and low noise fan

Dynamically balanced and specially designed fans, reinforced acoustic insulation and optimised fan speed staging for lower noise levels. Improved efficiency with optional EC fan motor.

3 Quality and efficient coil

Constructed from staggered copper tubes, mechanically expanded into aluminium fins, providing maximum heat transfer efficiency, durability and hygiene.

4 Flexible installation

Various types of unit to fit your needs with flexible installation options. A choice of service side for hydraulic connections, piping configuration and horizontal or vertical installation for ducted units.

Offering a great range of capacities and performance, available in a wide range of designs, the fan coils are perfectly adapted to fit within almost any location. Whether the requirements are for cooling only, or for both heating and cooling, there is a fan coil to suit. With a variety of piping and fan configuration, the range is capable of meeting the most stringent of requirements. Line up available in AC and EC fans, it is possible to achieve both powerful performance, but with sustainability in mind.

Controllers with sophisticated designs, provide a user friendly interface while enabling an easy and low cost integration to building management systems.



PAW-FC-RC1

Optional wired remote controller for AC fan, 2-pipe and 4-pipe application.



PAW-FC-TC903

Optional wired remote controller for AC fan 2-pipe application.




PAW-FC-907TC

Optional wired remote controller for EC fan, 2-pipe and 4-pipe application.



Smart fan coils



Built-in advanced thermostat.

		PAW-AAIR-200-2	PAW-AAIR-700-2	PAW-AAIR-900-2	
Total cooling capacity	Lo/Med/Hi	kW	0.2/0.3/0.6	0.8/1.0/1.2	1.2/1.5/1.7
Sensible cooling capacity	Lo/Med/Hi	kW	0.2/0.3/0.5	0.6/0.9/1.1	1.1/1.4/1.6
Water flow	Lo/Med/Hi	kg/h	40.0/59.0/95.0	129.0/178.0/207.0	198.0/261.0/300.0
Water pressure drop	Lo/Med/Hi	kPa	0.4/2.0/2.9	1.0/2.0/2.0	6.0/9.0/12.0
Inlet water temperature		°C	10	10	10
Outlet water temperature		°C	15	15	15
Inlet air temperature		°C	27.0	27.0	27.0
Outlet air temperature	Lo/Med/Hi	°C	15.0/17.0/18.0	14.0/16.0/17.0	16.0/17.0/18.0
Relative humidity of inlet air		%	47	47	47
Total heating capacity	Lo/Med/Hi	kW	0.2/0.5/0.6	0.7/1.0/1.2	0.9/1.4/1.7
Water flow	Lo/Med/Hi	kg/h	37.3/80.8/98.0	121.8/177.5/204.3	152.4/244.2/292.9
Water pressure drop	Lo/Med/Hi	kPa	0.4/2.0/2.9	0.3/0.8/1.0	0.5/1.6/2.2
Inlet water temperature		°C	35	35	35
Outlet water temperature		°C	30	30	30
Inlet air temperature		°C	19.0	19.0	19.0
Outlet air temperature	Lo/Med/Hi	°C	38.9/32.0/30.0	33.3/31.8/30.6	30.2/31.1/30.6
Air flow	Lo/Med/Hi	m ³ /sec	0.02/0.03/0.05	0.04/0.07/0.09	0.07/0.10/0.13
Maximum input power	Lo/Med/Hi	W	7.0/9.0/13.0	14.0/18.0/22.0	16.0/20.0/24.0
Sound pressure	Lo/Med/Hi	dB(A)	23/33/40	24/36/42	25/36/44
Dimension (HxWxD)		mm	735x579x129	935x579x129	1135x579x129
Net weight		kg	17	20	23
3 Ways valve included			Yes	Yes	Yes
Touch screen thermostat			Yes	Yes	Yes
RRP		£	699	756	905

* Smart fan coils is produced by Innova.

Accessories	RRP £
PAW-AAIR-LEGS-1 Kits of 2 legs to protect the water pipings	51

Accessories	RRP £
PAW-AAIR-RHCABLE Motor connection cable for units with hydraulic connections on the right	24

Stylish floor-standing fan coils with advanced controller

The slimline of Smart fan coils delivers high efficiency climate control.

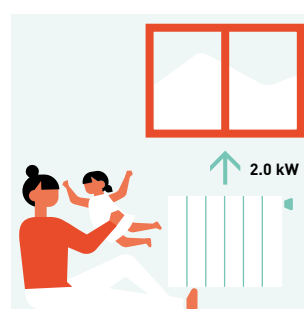
With a depth of just under 130 mm they are at the cutting edge of the market. Blending easily into the home, Smart fan coil's elegant design and product refinements are clear to see in every detail.

Exceptional ventilation efficiency means the motor uses considerably less energy (low wattage). The fan speed is continuously modulated by the temperature controller with proportional integral logic, with undoubted advantages for regulating the temperature and humidity in summer mode.

Technical focus

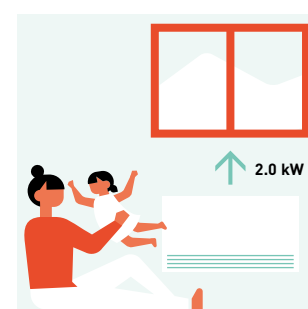
- 4 operation modes (auto, silent, night-time and maximum ventilation speed)
- Exclusive design
- Extremely compact (only 129 mm deep)
- Cooling and dehumidification functions possible (drain is needed)
- 3-way valve included (no overflow valve needed on the installation if more than 3 units installed)
- Touch screen thermostat

With standard cast radiators.



Water at 65 °C needed.

With Smart fan coil.



Water at 35 °C needed.

All temperature curves and capacity are available on www.panasonicproclub.com

PRO Club



Fan coils - ducted (AC)



Optional controller.
Wired remote controller.
PAW-FC-903TC



Optional controller.
Advanced wired remote controller.
PAW-FC-RC1

Left connection (PAW-)			FC2A-D010L	FC2A-D020L	FC2A-D030L	FC2A-D040L	FC2A-D050L	FC2A-D060L	FC2A-D070L	FC2A-D080L
Right connection (PAW-)			FC2A-D010R	FC2A-D020R	FC2A-D030R	FC2A-D040R	FC2A-D050R	FC2A-D060R	FC2A-D070R	FC2A-D080R
Total cooling capacity ¹⁾	Lo/Med/Hi	kW	0.7/1.0/1.5	0.7/1.2/1.7	1.0/2.0/2.5	1.2/2.4/3.2	1.7/3.2/4.6	2.7/4.6/5.8	3.4/6.1/7.3	4.6/6.1/8.1
Sensible cooling capacity ¹⁾	Lo/Med/Hi	kW	0.5/0.8/1.1	0.6/0.9/1.3	0.8/1.5/1.9	0.9/1.8/2.3	1.2/2.2/3.3	1.9/3.3/4.5	2.4/4.3/5.1	3.4/4.6/6.3
Water flow	Lo/Med/Hi	l/h	124/172/250	127/213/289	172/341/430	206/413/547	296/544/798	466/784/1003	587/1058/1252	798/1048/1400
Water pressure drop	Lo/Med/Hi	kPa	10.7/19.5/39.2	1.9/3.9/6.3	6.3/19.3/28.8	5.4/17.1/28.0	7.5/22.8/46.9	13.9/37.4/60.2	4.8/15.4/21.5	11.9/19.3/32.5
Heating capacity ²⁾	Lo/Med/Hi	kW	0.9/1.4/2.0	0.9/1.5/2.2	1.3/2.4/3.1	1.4/2.9/4.0	2.1/4.1/5.7	3.1/5.3/7.1	4.3/7.9/9.3	5.9/8.1/11.6
Sound levels										
Global sound power	Lo/Med/Hi	dB(A)	33/40/49	31/43/50	30/45/52	30/44/51	34/46/56	38/51/58	43/56/61	50/55/64
Global sound pressure ³⁾	Lo/Med/Hi	dB(A)	24/31/40	22/34/41	21/36/43	21/35/42	25/37/47	29/42/49	34/47/52	41/46/55
Fan										
Number			1	1	1	2	2	2	2	3
Air flow	Lo/Med/Hi	m ³ /sec	0.03/0.05/0.08	0.03/0.05/0.07	0.04/0.08/0.11	0.05/0.10/0.14	0.07/0.14/0.20	0.10/0.18/0.26	0.13/0.25/0.30	0.18/0.26/0.39
Maximum external pressure		Pa	55	55	65	85	85	115	125	70
Filter			G2	G2	G2	G2	G2	G2	G2	G2
Electrical data										
Power supply	Voltage	V	230	230	230	230	230	230	230	230
	Phase		Single phase	Single phase	Single phase	Single phase	Single phase	Single phase	Single phase	Single phase
	Frequency	Hz	50/60	50/60	50/60	50/60	50/60	50/60	50/60	50/60
Power consumption	Lo/Med/Hi	W	13/24/36	10/18/29	16/37/45	15/37/56	28/55/72	37/75/105	53/100/147	90/112/188
Water connections										
Type			Female gas threaded	Female gas threaded	Female gas threaded	Female gas threaded	Female gas threaded	Female gas threaded	Female gas threaded	Female gas threaded
Water connections		Inch	1/2	1/2	1/2	1/2	1/2	1/2	3/4	3/4
Dimensions and weight										
Dimension	H x W x D	mm	220 x 570 x 430	220 x 570 x 430	220 x 730 x 430	220 x 938 x 430	220 x 1122 x 430	220 x 1307 x 430	220 x 1121 x 530	220 x 1316 x 530
Weight		kg	13	13	15	20	22	26	27	38
RRP		£	290	305	326	380	425	459	522	748

1) According to Eurovent standard. Air: 27 °C DB / 19 °C WB. Water in / out: 7 °C / 12 °C. 2) Air: 20 °C. Water in / out: 50 °C / 45 °C. 3) The sound pressure levels are based on (NR) characteristics of a room having volume of 100 m³ with reverberation of 0.5 seconds. Values indicated are for 0 Pa external static pressure, for additional pressure characteristics, please refer the selection software. * Fan coil units are produced by Systemair.

Accessories	RRP £
PAW-FC-RC1 Advanced wired remote controller for fan coil	95
PAW-FC-903TC Wired remote controller for fan coil	86
PAW-FC-2WY-11/55-1 2 way valve + drain pan for models 010-060	67

Accessories	RRP £
PAW-FC-2WY-65/90-1 2 way valve + drain pan for models 070-080	76
PAW-FC-3WY-11/55-1 3 way valve + drain pan for models 010-060	98
PAW-FC-3WY-65/90-1 3 way valve + drain pan for models 070-080	110

Technical focus

- Cooling capacity from 0.7 to 8.1 kW
- Heating capacity from 0.7 to 10.3 kW
- 5-speed AC fan motor(s)

Main features and accessories

- Left or right hand arrangements
- Ease of installation
- Very low acoustic levels
- 2 way or 3 way ON / OFF valves
- Auxiliary drain pan
- Air intake with removable grid
- G2 filter

Operating limits	
Entering water temperature	From 5 to 90 °C
Indoor air temperature	From 5 to 32 °C



Fan coils - ducted (EC)



Optional controller.
Wired remote
controller for EC fans.
PAW-FC-907TC

Left connection (PAW-)		FC2E-D010L	FC2E-D020L	FC2E-D030L	FC2E-D040L	FC2E-D050L	FC2E-D060L	FC2E-D070L	FC2E-D080L	FC2E-F040L
Right connection (PAW-)		FC2E-D010R	FC2E-D020R	FC2E-D030R	FC2E-D040R	FC2E-D050R	FC2E-D060R	FC2E-D070R	FC2E-D080R	FC2E-F040R
Total cooling capacity ¹⁾	Lo/Med/Hi kW	0.6/1.2/2.1	0.6/1.4/2.4	0.9/2.1/3.1	1.3/2.9/4.2	1.3/4.0/5.0	2.0/4.5/5.2	2.7/5.9/6.9	5.1/6.5/8.8	3.6/6.6/9.2
Sensible cooling capacity ¹⁾	Lo/Med/Hi kW	0.5/1.1/1.9	0.5/1.1/1.9	0.6/1.6/2.4	1.0/2.1/3.0	1.1/3.0/3.7	1.4/3.5/4.0	2.0/4.3/5.2	3.7/4.8/6.6	2.9/6.1/9.1
Water flow	Lo/Med/Hi l/h	107/210/356	110/237/406	148/354/532	230/506/722	231/685/743	341/767/800	463/1008/1098	879/1111/1254	627/1142/1575
Water pressure drop	Lo/Med/Hi kPa	8.2/28.2/76.9	1.5/4.6/11.0	5.0/20.5/42.1	6.4/24.4/46.3	4.9/35.1/41.0	7.8/35.8/38.8	3.0/14.0/16.6	14.1/21.4/26.6	10.6/51.2/93.8
Heating capacity ²⁾	Lo/Med/Hi kW	0.8/1.6/2.9	0.9/1.9/3.3	1.0/2.2/3.4	1.4/3.0/5.3	1.7/5.2/5.5	2.3/5.9/6.1	3.8/7.3/8.2	6.2/8.0/9.3	4.4/8.3/11.8
Sound levels										
Global sound power	Lo/Med/Hi dB(A)	34/47/60	34/47/60	31/50/59	29/44/52	30/51/57	32/54/58	40/54/59	51/56/64	42/58/68 ³⁾
Global sound pressure ⁴⁾	Lo/Med/Hi dB(A)	25/38/51	25/38/51	22/41/50	20/35/43	21/42/48	23/45/49	31/45/50	42/47/55	23/39/52
Fan										
Number		1	1	1	2	2	2	2	3	1
Air flow	Lo/Med/Hi m ³ /sec	0.03/0.06/0.12	0.03/0.07/0.11	0.04/0.11/0.16	0.05/0.11/0.19	0.06/0.18/0.23	0.07/0.20/0.25	0.10/0.24/0.29	0.19/0.26/0.39	0.16/0.36/0.54
Maximum external pressure	Pa	75	75	75	105	70	105	115	115	190
Filter		G2	G2	G2	G2	G2	G2	G2	G2	G2
Electrical data										
Power supply	Voltage	V	230	230	230	230	230	230	230	230
	Phase		Single phase	Single phase	Single phase	Single phase	Single phase	Single phase	Single phase	Single phase
	Frequency	Hz	50/60	50/60	50/60	50/60	50/60	50/60	50/60	50/60
Power consumption	Lo/Med/Hi W	5/11/41	5/13/41	4/16/42	2/13/43	4/24/46	2/30/54	11/44/77	23/42/108	11/62/197
Water connections										
Type		Female gas threaded	Female gas threaded	Female gas threaded	Female gas threaded	Female gas threaded	Female gas threaded	Female gas threaded	Female gas threaded	Female gas threaded
Water connections	Inch	1/2	1/2	1/2	1/2	1/2	1/2	3/4	3/4	3/4
Dimensions and weight										
Dimension	HxWxD mm	220 x 570 x 430	220 x 570 x 430	220 x 730 x 430	220 x 938 x 430	220 x 1122 x 430	220 x 1307 x 430	220 x 1121 x 530	220 x 1316 x 530	223 x 1233 x 653
Weight	kg	13	13	15	20	22	26	27	38	19
RRP	£	467	480	480	555	600	636	700	927	1.084

1) According to Eurovent standard. Air: 27 °C DB / 19 °C WB. Water in / out: 7 °C / 12 °C. 2) Air: 20 °C. Water in / out: 50 °C / 45 °C. 3) The sound power levels indicated are from return and radiated measurements. 4) The sound pressure levels are based on (NR) characteristics of a room having volume of 100 m³ with reverberation of 0.5 seconds. Values indicated are for 0 Pa external static pressure, for additional pressure characteristics, please refer the selection software. * Fan coil units are produced by Systemair.

Accessories		RRP £
PAW-FC-907TC	Wired remote controller for fan coil	143
PAW-FC-2WY-11/55-1	2 way valve + drain pan for models 010-060	67
PAW-FC-2WY-65/90-1	2 way valve + drain pan for models 070-080	76
PAW-FC-2WY-F040	2 way valve + drain pan for model F040	90

Accessories		RRP £
PAW-FC-3WY-11/55-1	3 way valve + drain pan for models 010-060	98
PAW-FC-3WY-65/90-1	3 way valve + drain pan for models 070-080	110
PAW-FC-3WY-F040	3 way valve + drain pan for model F040	145

Technical focus

- Cooling capacity from 0.5 to 9.6 kW
- Heating capacity from 0.6 to 13.6 kW
- Low energy consumption EC fan(s)

Main features and accessories

- Left or right hand arrangements
- Can be installed both horizontally and vertically*
- Ease of installation
- Very low acoustic levels
- 2 way or 3 way ON / OFF valves
- Auxiliary drain pan
- Air intake with removable grid
- G2 filter

Operating limits

Entering water temperature	From 5 to 90 °C
Indoor air temperature	From 5 to 32 °C

* PAW-FC2E-F040 may only be installed horizontally.



Fan coils - wall-mounted (AC)



Optional controller.
Wired remote controller.
PAW-FC-903TC



Optional controller.
Advanced wired remote controller.
PAW-FC-RC1



Infrared remote supplied with IR versions.
IR Controller

2-pipe			PAW-FC2A-K007	PAW-FC2A-K009	PAW-FC2A-K018	PAW-FC2A-K022
			PAW-FC2A-K007IR	PAW-FC2A-K009IR	PAW-FC2A-K018IR	PAW-FC2A-K022IR
Total cooling capacity ¹⁾	Lo/Med/Hi	kW	1.0/1.3/1.7	1.6/1.7/2.4	2.8/3.0/3.5	2.9/3.1/3.9
Sensible cooling capacity ¹⁾	Lo/Med/Hi	kW	0.7/1.0/1.2	1.2/1.3/1.9	2.1/2.3/2.7	2.3/2.5/3.1
Water flow	Lo/Med/Hi	l/h	172/231/287	270/291/418	483/508/609	502/535/669
Water pressure drop	Lo/Med/Hi	kPa	18.6/24.9/30.9	18.5/27.0/40.0	34.6/41.3/55.6	37.2/33.7/45.2
Heating capacity ²⁾	Lo/Med/Hi	kW	1.4/1.7/2.0	1.7/2.0/2.7	2.9/3.2/4.0	3.1/3.7/4.4
Sound levels						
Sound power	Lo/Med/Hi	dB(A)	45/49/51	47/52/57	49/53/59	56/59/63
Sound pressure ³⁾	Lo/Med/Hi	dB(A)	32/36/38	34/39/44	40/43/46	43/46/50
Fan						
Number			1	1	1	1
Air flow	Lo/Med/Hi	m ³ /sec	0.08/0.09/0.10	0.10/0.11/0.15	0.15/0.16/0.19	0.17/0.20/0.24
Filter			G1	G1	G1	G1
Electrical data						
Power supply	Voltage	V	230	230	230	230
	Phase		Single phase	Single phase	Single phase	Single phase
	Frequency	Hz	50	50	50	50
Fuse rating		A	3	3	3	3
Power consumption	Lo/Med/Hi	W	39/42/62	30/47/59	44/50/55	50/55/70
Water connections						
Type			Female gas threaded	Female gas threaded	Female gas threaded	Female gas threaded
Water connections		Inch	1/2	1/2	1/2	1/2
Dimensions and weight						
Dimension	HxWxD	mm	275 x 180 x 845	275 x 180 x 845	298 x 200 x 940	298 x 200 x 940
Weight		kg	11	11	13	13
RRP		£	403	445	500	543
RRP with IR Controller		£	445	482	532	581

1) According to Eurovent standard. Air: 27 °C DB / 19 °C WB. Water in / out: 7 °C / 12 °C. 2) According to Eurovent standard. Air: 20 °C. Water in / out: 45 °C / 40 °C. 3) Sound pressure considering a local of 100 m³ a reverberation time of 0.5 seconds and a distance of 1 m.

Accessories	RRP £
PAW-FC-RC1 Advanced wired remote controller for fan coil	95
PAW-FC-903TC Wired remote controller for fan coil	86

Accessories	RRP £
PAW-FC2-2WY-K007 2 way valve	79
PAW-FC2-3WY-K007 3 way valve	126

Technical focus

- 4 sizes
- Cooling capacity from 1.0 to 3.9 kW
- Heating capacity from 1.4 to 4.1 kW
- Version: 2-pipes, AC fan

Main features and accessories

- 2 way or 3 way valve ON / OFF
- 3-speed AC fan motor
- Silent unit for optimum customer comfort
- Aesthetic design suitable for residential and hotel applications
- Compatible with IR controller (supplied with IR versions)
- Coil with hydrophilic fins to improve the condensate flow

Operating limits

Entering water temperature	From 5 to 60 °C
Indoor air temperature	From 6 to 40 °C



Wired controllers for AC and EC fan coils

Advanced wired remote controller (AC)

PAW-FC-RC1

This advanced controller provides a higher level of comfort in heating. The sensor can be used as a water flow sensor, stopping the fan when the water temperature is low, avoiding cold drafts in winter.

Features:

- For 2-pipe and 4-pipe, AC fan
- Change Over function (cold draft prevention)
- Room thermostat
- 3 outputs, 230 V relays for fan control
- 2 outputs, 230 V relays for heating / cooling control
- Connection to BMS - Modbus RTU slave
- 1 DI for presence detection (key card switch)
- 1 AI for sensor



Wired remote controller (EC)

PAW-FC-907TC

Stylish and sophisticated design with backlit LCD display, is suitable for installation within a wide variety of locations such as office, hotel and residential applications. By connecting the controller to the range of EC fan coils, the user can take advantage of the improved performance, higher levels of efficiency and thus improved energy savings.

Features:

- For 2-pipe and 4-pipe, EC fan
- Back lit LCD screen with touch control
- Adjustable range EC fan control
- Economiser
- Connection to BMS via Modbus
- 1 DI for presence detection (key card switch)



Wired remote controller (AC)

PAW-FC-903TC

Feature rich and perfectly adapted to control AC fan coils, the PAW-FC-903TC is the ideal addition for any fan coil. With intuitive user interface provided by the push button control and large LCD display, it will fit seamlessly with almost any location.

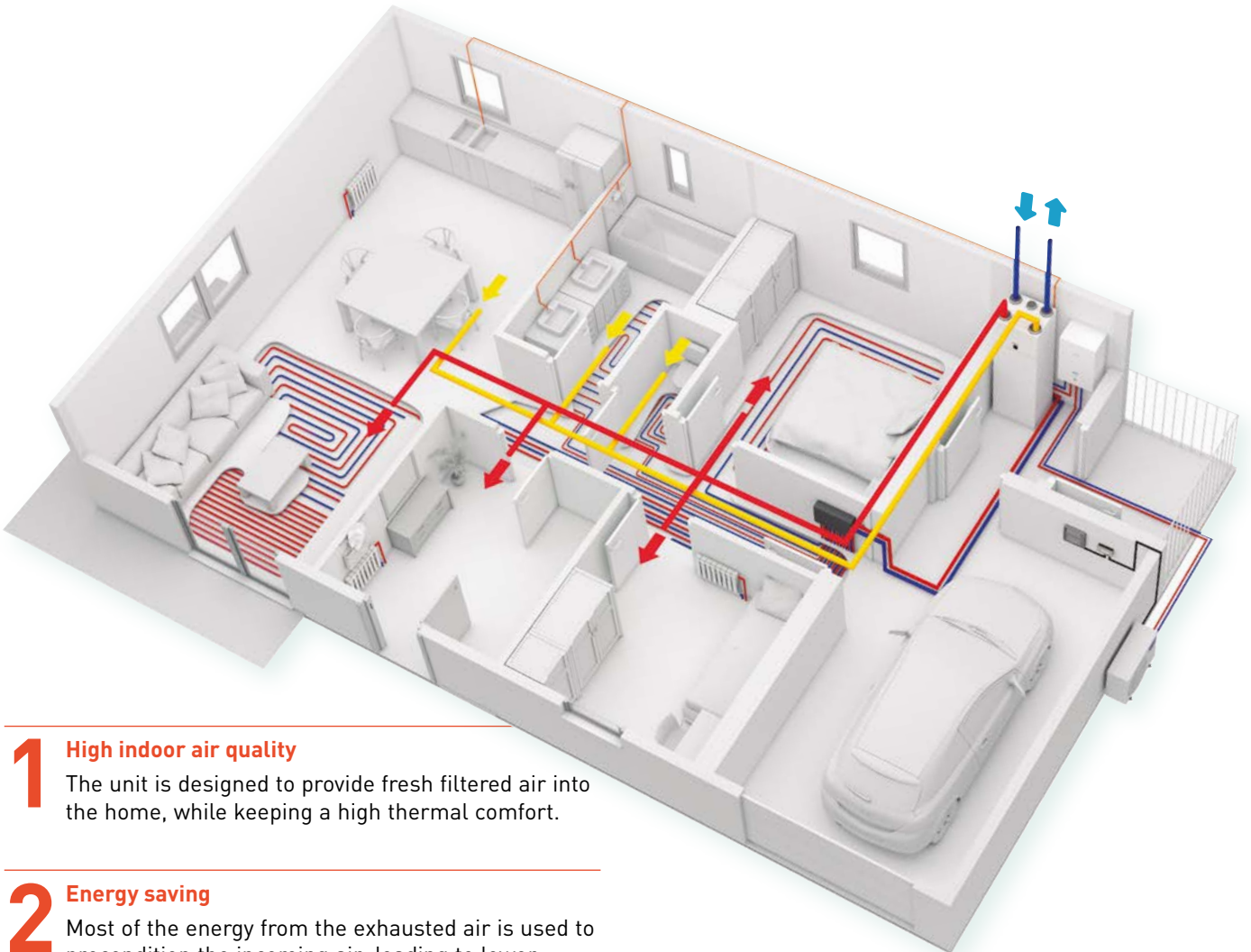
Features:

- For 2-pipe, AC fan
- Back lit LCD screen
- 3 speed control relay, for fan
- Economizer



Heat recovery ventilation unit

The heat recovery ventilation unit is design not only to provide a good indoor air quality, but it is also designed to recover heat that would otherwise be lost throughout ventilation. These heat recovery ventilation systems are used to assist in the retention of heat.



1 High indoor air quality
The unit is designed to provide fresh filtered air into the home, while keeping a high thermal comfort.

2 Energy saving
Most of the energy from the exhausted air is used to precondition the incoming air, leading to lower heating requirements in the building.

3 Space saving
The compact ventilation unit can be installed over the DHW square tank or the Aquarea All in One Compact indoor unit for an space-saving solution.

4 Better user interface
The Residential ventilation unit and the Aquarea Heat Pump can be controlled with one single user-friendly controller.

How Panasonic contributes to Nearly Zero Energy Buildings (nZEB)

Panasonic is committed to develop products with greater energy efficiency.

Our expertise gained over the years has helped to launch a range of products that contribute to a more carbon-free society.

Highly efficient Panasonic solutions can help to significantly reduce the energy consumption of the house, at the same time a high level of comfort and good indoor air quality are kept.

- Aquarea High performance heat pump for heating, cooling and domestic hot water production
- Aquarea Smart Cloud, for energy monitoring
- Heat recovery ventilation system
- PV panels to produce renewable energy on-site



PAW-A2W-VENTA-R



PAW-A2W-VENTA-L



Heat recovery Ventilation unit		PAW-A2W-VENTA-R	PAW-A2W-VENTA-L
Nominal air flow rate	m ³ /h	204 @ 50 Pa	
Maximum air flow rate	m ³ /h	292 @ 100 Pa	
SPF		1.24 @ 204 m ³ /h	
Heat exchanger rotor drive type		Variable speed	
Exchanger type		Rotating	
Heat recovery efficiency		84 %	
Power supply	V / Hz	230 / 50 / 1 phase	
Power consumption	W	176	
Energy Class, basic unit		A	
Energy Class, unit with local control on demand		A	
Noise level	dB(A)	40	
Dimension (W x H x D)	mm	598 x 450 x 500	
Weight	kg	46	
Mounting position		Vertical	
Supply side		Right	Left
Duct connections	mm	DN125	
Filter class, supply air		F7/ePM1 60 %	
Filter class, extract air		M5/ePM10 50 %	
Minimum outdoor temperature	°C	-20	
RRP	£	1.965	1.965

Accessories		RRP £
PAW-VEN-FLTKIT	Supply and extract filters kit	53
PAW-VEN-ACPCB	Optional PCB for additional functions	44
PAW-VEN-DPL	HRV touch control panel. White frame (cable must be ordered separately)	139
PAW-VEN-CBLEXT12	Cable with plug for electrical connection between unit and control panel, type CE and CD (12 m)	27
PAW-VEN-DIVPLG	Twin plugs for installation of several control panels type CD or CE for one unit	14

Accessories		RRP £
PAW-VEN-DPLBOX	HRV touch control panel wall-mounted kit	78
PAW-VEN-S-CO2RH-W	CO ₂ RH wall-mounted sensor	273
PAW-VEN-S-CO2-W	CO ₂ wall-mounted sensor	318
PAW-VEN-S-CO2-D	CO ₂ duct sensor	235
PAW-VEN-WBRK	Wall bracket kit for stand-alone installation on the wall	29
PAW-VEN-HTR06	Electrical duct heater 0.6 kW (includes relay)	297
PAW-VEN-HTR12	Electrical duct heater 1.2 kW (includes relay)	336

* Heat recovery efficiency according to EN 13141-7. ** Heat recovery Ventilation unit is produced by Systemair.

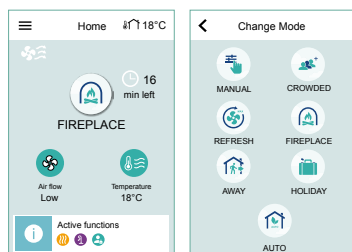
Main features of the residential ventilation unit

- Designed for areas up to approximately 140 m²
- High energy-efficiency rotary heat exchanger with EC - technology fans
- Moisture transfer function to minimize condensation in supply air during wintertime
- The built in humidity sensor in extract air can be used for demand control
- Control via touch display and Startup Wizard for easy commissioning
- Modbus communication via RS-485
- Option to control an Aquarea H or J Generation heat pump from PAW-A2W-VENTA control panel (PAW-AW-MBS-H and PAW-VEN-ACPCB required)

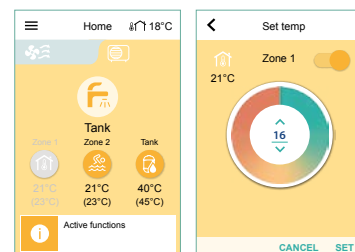
Control user-friendly interface

All settings and features accessible via a control panel, integrated into the front cover. The option for connecting one or more external control panels is available.

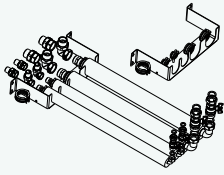





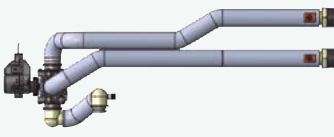



- Color touch screen with a user-friendly interface
- MANUAL and AUTO mode or choose preferred settings from the pre-configured user modes



- If Aquarea H and J Generations heat pumps are connected with PAW-A2W-VENTA, the heat pump control options appear on the home screen in a separate tab



Accessories and control

All in One accessories		Special outdoor supports					
 <p>Flexible pipings and wall mounting plate for All in One J Generation.</p> <p>----- PAW-ADC-PREKIT-1 457 €</p>		 <p>Tray for condenser water compatible with outdoor elevation platform.</p> <p>----- PAW-WTRAY 140 €</p>		 <p>Outdoor elevation platform. Dimension (HxWxD): 400 x 900 x 400 mm</p> <p>----- PAW-GRDSTD40 140 €</p>		 <p>Outdoor base ground support for noise and vibration absorption. Dimension (HxWxD): 600 x 95 x 130 mm Safe working load: 500 kg</p> <p>----- PAW-GRDBSE20 129 €</p>	
PCB's for additional functions		Deice accessories					
 <p>PCB for advanced functions in J and H Generation.</p> <p>----- CZ-NS4P 155 €</p>		 <p>Base pan heater (for all old Bi-bloc and Monobloc, not for the 3 and 5 kW).</p> <p>----- CZ-NE1P 141 €</p>		<p>Base pan heater (for Bi-bloc 3 and 5 kW).</p> <p>----- CZ-NE2P 141 €</p>		<p>Base pan heater for J and H Generation.</p> <p>----- CZ-NE3P 141 €</p>	
Hydraulic accessories							
 <p>3 way valve kit for inside of hydrokit.</p> <p>----- CZ-NV1 266 €</p>		 <p>3 way valve for DHW Tanks.</p> <p>----- PAW-3WYVLV-HW 157 €</p>		 <p>1 anti-freeze valve. 2 valves per heat pump unit are required.</p> <p>----- PAW-A2W-AFVLV 102 €</p>		 <p>Optional magnet for the water filter in H Generation models.</p> <p>----- PAW-A2W-MGTFILTER 35 €</p>	



Connectivity Solutions



Aquarea Smart Cloud for remote control and maintenance through wireless or wired LAN.

CZ-TAW1

172 €

10 m extension cable for CZ-TAW1.

CZ-TAW1-CBL

46 €



KNX interface for J and H Generation.

PAW-AW-KNX-H

636 €



Modbus interface for J and H Generation.

PAW-AW-MBS-H

636 €

Cascade manager



Cascade manager for Aquarea Heat Pumps.

PAW-A2W-CMH-2

1.169 €

Room thermostats



Wired LCD room thermostat with weekly timer.

PAW-A2W-RTWIRED

97 €



Wireless LCD room thermostat with weekly timer.

PAW-A2W-RTWIRELESS

160 €

Sensors for Aquarea J and H Generation



Outdoor ambient sensor.

PAW-A2W-TSOD

40 €



Zone room sensor.

PAW-A2W-TSRT

40 €



Zone water sensor.

PAW-A2W-TSHC

40 €



Solar sensor.

PAW-A2W-TSSO

40 €



Buffer tank sensor.

Buffer tank sensor (zone water sensor PAW-A2W-TSBU is also required to operate buffer tank sensor).

PAW-A2W-TSBU





40 €

Accessories and control

Smart fan coil accessories



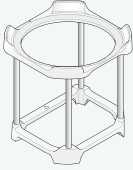
Kits of 2 legs to protect the water pipings. ----- PAW-AAIR-LEGS-1	----- 51 €	Motor connection cable for units with hydraulic connections on the right. ----- PAW-AAIR-RHCABLE	----- 24 €
---	---------------	---	---------------

Fan coil accessories

 Wired remote controller for fan coil. ----- PAW-FC-903TC	----- 86 €	 Advanced wired remote controller for fan coil. ----- PAW-FC-RC1	----- 95 €	 Wired remote controller for EC fan coil. ----- PAW-FC-907TC	----- 143 €	 Infrared remote supplied with IR versions. ----- IR Controller	----- 0000 €
2 way valve + drain pan for ducted models 010-060. ----- PAW-FC-2WY-11/55-1	----- 67 €	2 way valve + drain pan for ducted models 070-080. ----- PAW-FC-2WY-65/90-1	----- 76 €	2 way valve + drain pan for ducted models F040. ----- PAW-FC-2WY-F040	----- 90 €	2 way valve for wall-mounted. ----- PAW-FC2-2WY-K007	----- 79 €
3 way valve + drain pan for ducted models 010-060. ----- PAW-FC-3WY-11/55-1	----- 98 €	3 way valve + drain pan for ducted models 070-080. ----- PAW-FC-3WY-65/90-1	----- 110 €	3 way valve + drain pan for ducted models F040. ----- PAW-FC-3WY-F040	----- 145 €	3 way valve for wall-mounted. ----- PAW-FC2-3WY-K007	----- 126 €

Sanitary Tank accessories

DHW Stand Alone accessories

 Tank sensor with 6 m cable length. ----- PAW-TS1	----- 34 €	 Temperature sensor kit for third party tank (with copper pocket and 6 m length sensor cable). ----- CZ-TK1	----- 69 €	 Rack for suspended device for 100 and 150 liters models. ----- PAW-DHW-STAND	----- 52 €
Tank sensor with 20 m cable length. ----- PAW-TS2	----- 40 €				
Tank sensor with 6 m cable length and only 6 mm diameter. ----- PAW-TS4	----- 40 €				



Heat recovery Ventilation accessories

 <p>Supply and extract filters kit.</p> <p>PAW-VEN-FLTKit 53 €</p>	 <p>Optional PCB for additional functions.</p> <p>PAW-VEN-ACCPCB 44 €</p>	 <p>HRV touch control panel. White frame (cable must be ordered separately).</p> <p>PAW-VEN-DPL 139 €</p>
 <p>Cable with plug for electrical connection between unit and control panel, type CE and CD (12 m).</p> <p>PAW-VEN-CBLEXT12 27 €</p>	 <p>Twin plugs for installation of several control panels type CD or CE for one unit.</p> <p>PAW-VEN-DIVPLG 14 €</p>	 <p>HRV touch control panel wall-mounted kit.</p> <p>PAW-VEN-DPLBOX 78 €</p>
 <p>CO₂ RH wall-mounted sensor.</p> <p>PAW-VEN-S-CO2RH-W 273 €</p>	 <p>CO₂ wall-mounted sensor.</p> <p>PAW-VEN-S-CO2-W 318 €</p>	 <p>CO₂ duct sensor.</p> <p>PAW-VEN-S-CO2-D 235 €</p>
 <p>Wall bracket kit for stand-alone installation on the wall.</p> <p>PAW-VEN-WBRK 29 €</p>	 <p>Electrical duct heater 0.6 kW (includes relay).</p> <p>PAW-VEN-HTR06 297 €</p>	 <p>Electrical duct heater 1.2 kW (includes relay).</p> <p>PAW-VEN-HTR12 336 €</p>

smart meet Wiser

Introducing Wiser, the most comprehensive multi-zone heating system from Drayton.

Panasonic has partnered with Drayton by Schneider Electric to offer its Wiser room-by-room heating control system. Seamlessly integrating with your Panasonic Aquarea Air Source Heat Pumps and the Aquarea Smart Cloud and Service Cloud apps, the Wiser system provides an additional element of energy control and simple home automation.

This new partnership offers you the option to combine your new Panasonic's Aquarea air source heat pumps with Wiser smart controls to provide you with room-by-room heating control by fitting Wiser with your Aquarea system.

The combination of smart controls will help make your home as energy efficient as possible by bringing different electrical devices under the control of one app, helping you to lower their bills and reduce your carbon footprint.

Wiser can be set up in the usual way with the Panasonic Aquarea heat pump, and will enable you to monitor and easily adjust the heating in each room and via any web-enabled device, including Android and iOS applications and Internet browsers.



Benefits of Wiser








Wiser combines smart features with simplicity to bring you the most complete home heating solution.

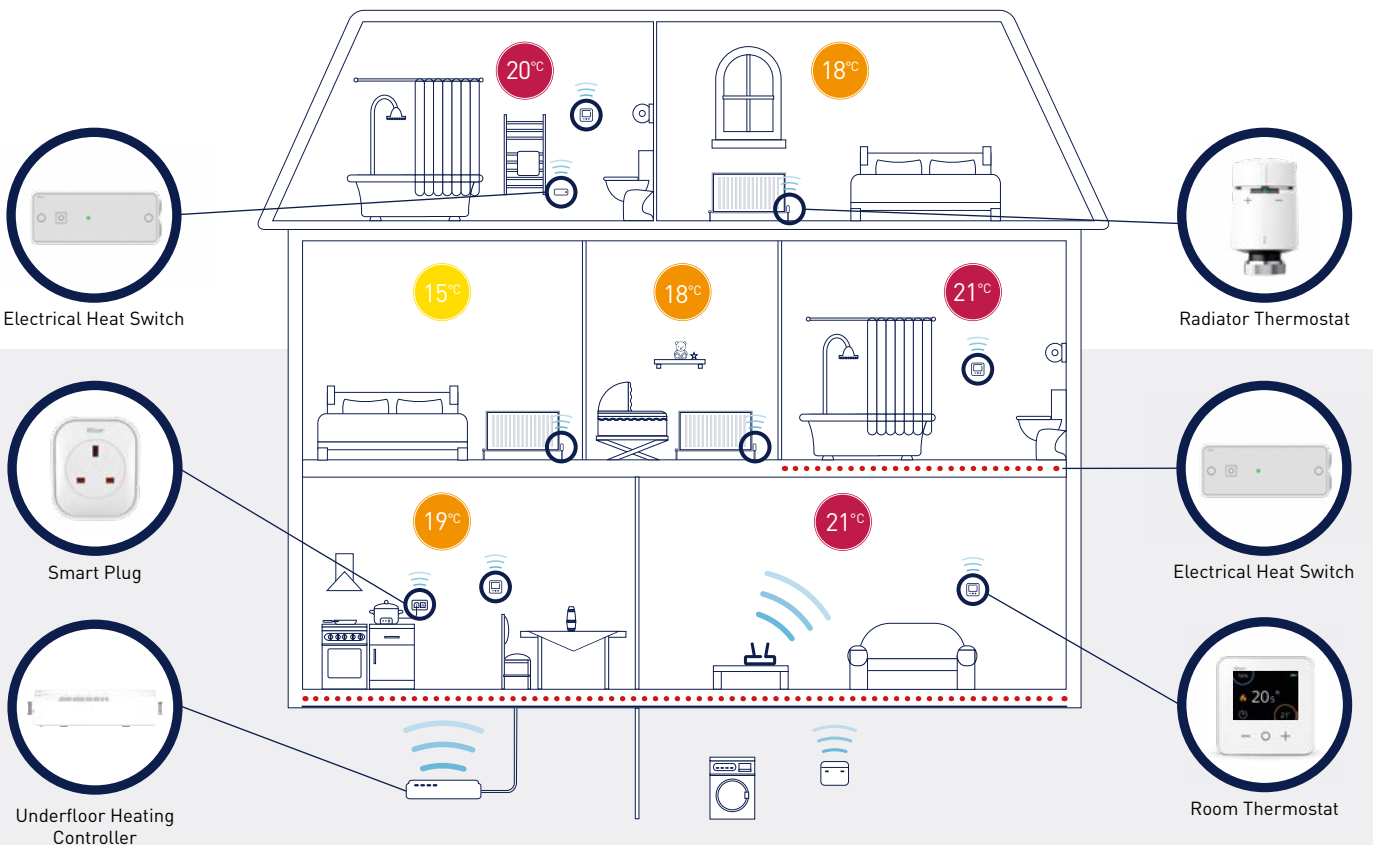
Wiser makes home personalisation affordable by allowing you to start with a smart room thermostat and build a full multi-zone solution over time by adding radiator thermostats and incorporating electrical and/or underfloor heating.

- Smart heating and hot water control
- Easy zoning with radiator thermostats
- **NEW** Control wet underfloor heating zones
- **NEW** Incorporate electrical heating
- Quick and easy installation
- Schedule electrical appliances by adding Wiser Plugs



What makes **Wiser** wiser?

<p>Simplicity Standard wallplate, wireless devices</p> 	<p>Flexibility Up to 3 channels, 16 rooms, 63 devices</p> 	<p>Multi-zoning Add radiator thermostats, underfloor heating controller or electrical heat switch as required</p> 
<p>App Control Simple app with boost & Away Mode</p> 	<p>Eco Mode Combines weather compensation & optimum stop for maximum savings</p> 	<p>Comfort Mode Uses optimum start for maximum comfort</p> 
<p>Heat Report & Insights View and compare temperatures across single or multiple rooms</p> 	<p>Geofencing Enhanced control with geofencing through IFTTT</p> 	<p>OpenTherm® Digital boiler interface enabling more efficient control</p> 



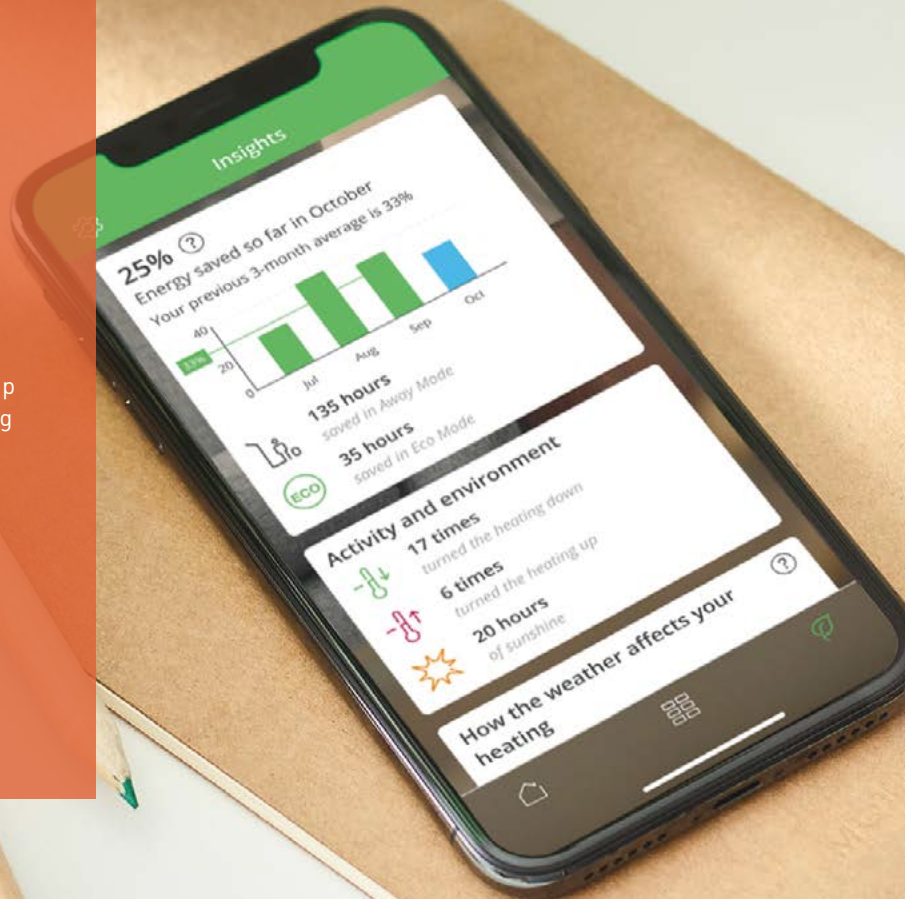
The Wiser Home app

The app has been designed to make your life simple. Step-by-step commissioning instructions guide you through the whole process in just a few minutes.

The user interface has been designed to be intuitive so your customer will have no problem taking control of their heating. Set up can be done within seconds and programming couldn't be easier. Boost, set point and room selections can all be accessed from the home screen.



Download in
the App Store
– search
Wiser Home



Scan the QR for more information and to purchase your Wiser home kit

Features



Away Mode

Activate when away from home to reduce all set points and save 24% of energy.



Eco Mode

Combines weather compensation & optimum stop for maximum savings.



Schedules

Set time and temperature schedules for every device to ensure full multi-zoning efficiency.



Insights & Heat Report

Track the system performance to adapt heating schedules and settings to save energy.



Boost/cancel all









Boost all devices in the system or cancel all overrides - enables complete system testing with the tap of a button.



Moments

Group multiple devices to be activated together to create a mood or 'moment'.



Wiser accessories*			
 <p>Wiser Thermostat Kit 1 One channel thermostat pack ideal for heat-pumps.</p> <p>WT714R9K0902 159.99 €</p>	 <p>Wiser Thermostat Kit 3 Three channel thermostat pack ideal for properties with two heating zones.</p> <p>WT734R9K0902 246.99 €</p>	 <p>Wiser Multi-zone Kit 1 One channel thermostat system with two radiator thermostats to start zoning your system.</p> <p>WV714R9K0902 246.99 €</p>	 <p>Wiser Radiator Thermostat Add additional single radiator thermostats to any of the Wiser kits to create more zones and benefit from maximum comfort and energy saving.</p> <p>WV704R0A0902 48.99 €</p>
 <p>Wiser Room Thermostat Additional room thermostat - add to rooms with radiator thermostats as a convenient way to view and change the room temperature. Works with all Wiser kits.</p> <p>WN704R0S0902 89.99 €</p>	 <p>Wiser Plug Set schedules for home appliances from the Wiser Heat app, this smart plug can be controlled from your phone or by using voice activation with the Google Assistant and Amazon Alexa. The built in range extender also enables connectivity to devices sited further away from the Heat Hub</p> <p>WB704H1A0902 42 €</p>	 <p>Wiser Electrical Heat Switch Wiser Electrical Heat Switch + Wiser Room Thermostat will control any of the following applications: Plinth Heaters, Electric Radiators, Infrared Panels, Electrical UFH</p> <p>WE714U1A0902 58 €</p>	 <p>Wiser Under Floor Heating Controller The Wiser Underfloor Heating Controller enables complete control over the entire heating system, no matter what the application, via the Wiser Home app.</p> <p>WF762F1A0902 265 €</p>

For more information on the Wiser product range and for purchasing please visit:
<https://wiser.draytoncontrols.co.uk/>

*Wiser accessories, are compatible with Panasonic units, but are product from Drayton Controls and are not available from Panasonic directly.



To find your closest stockist, please refer to our Distribution Finder by scanning the QR.

Energy saving

R32 Refrigerant gas R32 Our heat pumps containing the refrigerant R32 show a drastic reduction in the value of Global Warming Potential (GWP).

A+++ Better efficiency and Value for medium temperature applications. Energy efficiency class up to A+++ in a scale from A+++ to D.
E.P. 55°C

A+++ Better efficiency and Value for low temperature applications. Energy efficiency class up to A+++ in a scale from A+++ to D.
E.P. 35°C

A+ Better efficiency and Value for domestic hot water. Energy efficiency class up to A+ in a scale from A+ to F.
DHW

A CLASS WATER PUMP Aquarea are built-in with A class energy efficiency water pump. High efficiency circulating the water in the heating installation.
AUTO SPEED

INVERTER+ Inverter Plus System classification highlights Panasonic's highest performing systems.

High performance

5.33 COP Aquarea High Performance for low consumption houses. From 3 to 16 kW. For a house with low temperature radiators or under-floor heating, our high performance Aquarea HP is a good solution. *COP of 5.33 for J Generation 3 kW.
HIGH PERFORMANCE

-20°C CONSTANT HEATING Aquarea T-CAP for extremely low temperatures. From 9 to 16 kW. If the most important aspect is to maintain nominal heating capacities even at temperatures as low as -7 °C or -20 °C, select the Aquarea T-CAP.
T-CAP

DHW DHW. With Aquarea you can also heat your domestic hot water at a very low cost with the optional hot water cylinder.
DHW

WATER FILTER WITH MAGNET Water filter with magnet. Easy access and fast clip technology for J Generation. Water filter only for H Generation.
WATER FILTER WITH MAGNET

65°C OUTPUT WATER 65 °C output water. Reaches water outlet temperature up to 65 °C.
FLOW TEMPERATURE

45°C OUTPUT WATER 45 °C Output water. Maximum water outlet temperature up to 45°C.
OUTPUT WATER

FLOW SENSOR Water Flow Sensor. Included on J and H Generation.
FLOW SENSOR

-20°C HEATING MODE Down to -20 °C in heating mode. The air conditioner works in heat pump mode when the outdoor temperature is as low as -20 °C.

R22 R410A R32 R22 / R410A RENEWAL R410A/R22 renewal. The Panasonic renewal system allows good quality existing R410A or R22 pipe work to be re-used whilst installing new high efficiency R32 systems.

R22 R410A R22 RENEWAL R22 renewal. The Panasonic renewal system allows good quality existing R22 pipe work to be re-used whilst installing new high efficiency R410A systems.

High connectivity

BOILER CONNECTION Renovation. Our Aquarea Heat Pumps can be connected to an existing or new boiler for optimum comfort even at very low outdoor temperatures.

SOLAR KIT Solar kit. For even greater efficiency, our Aquarea Heat Pumps can be connected to photovoltaic solar panels with an optional kit.

ADVANCED CONTROL Advanced control. Remote controller with full dotted 3.5" wide back light screen. Menu with 17 available languages easy to use for installer and user. Included on J and H Generation.

OPTIONAL WI-FI Internet control. A next generation system providing user-friendly remote control of air conditioning or heat pump units from everywhere, using a simple Android™ or iOS smartphone, tablet or PC via the internet.

BMS CONNECTIVITY Connectivity. The communication port can be integrated into the indoor unit and provides easy connection to, and control of, your Panasonic heat pump to your home or building management system.



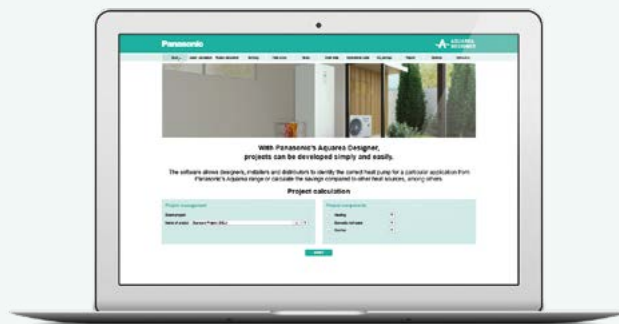
Aquarea H and J Generation heat pumps in combination with the optional PCB CZ-NSP4 hold the SG Ready Label (Smart Grid Ready Label), given by Bundesverband Wärmepumpe (German Heat Pump Association). This Label shows the real capacity of Aquarea to be connected in an intelligent grid control.

MCS Certificate number: MCS HP0086*; check all our MCS Certified heat pumps on: <https://mcs-certified.com/product-directory/>
Product Characteristics Database*: listed products can be found on: <https://www.ncm-pcdb.org.uk/sap/pcdbsearch.jsp?type=362&pid=31>
Keymark: Check all our certified heat pumps on: www.heatpumpkeymark.com.

Passive House Institute: Certified models can be checked in <https://database.passivehouse.com>.

* Not all products are certified. As the certification process is on-going and the list of certified products is constantly changing, please check for latest product listing on the official websites.

For more information on Aquarea, view our latest videos:



An introduction to Aquarea:

https://www.youtube.com/watch?v=Rr2R2zw__RU



How to check you Aquarea H & J Generation current flow rates:

<https://www.youtube.com/watch?v=LXVK1zgaM5E>



How to check your Aquarea H & J Generation DHW tank temperature and heating flow and return temperatures:

<https://www.youtube.com/watch?v=0fCiyUzlqUw>



How to check your Aquarea H & J Generation efficiency, detailing energy used, energy generated and COP:

<https://www.youtube.com/watch?v=FIVoMYzkCRI>



How to set up the Aquarea H & J Generation heating time clock :

https://www.youtube.com/watch?v=0_jRkLYPaRY

For more information on the Aquarea Monobloc Installation Guide:

This guide provides a step by step procedure for the installation of the Aquarea Monobloc unit, covering basic installation to more advanced requirements, along with a guide to the controller set up process, covering the each type of installation.



Download Aquarea Monobloc Installation Guide



Notes

A large grid of small dots for taking notes, consisting of 20 columns and 40 rows.





www.panasonic.co.uk/aircon

heating & cooling solutions

Due to the ongoing innovation of our products, the specifications of this catalogue are valid barring typographic errors, and may be subject to minor modifications by the manufacturer without prior warning in order to improve the product. The total or partial reproduction of this catalogue is prohibited without the express authorisation of Panasonic Marketing Europe GmbH.

Panasonic®

To find out how Panasonic cares for you, log on to:
www.panasonic.co.uk/aircon

General requests:
Email: uk-aircon@eu.panasonic.com

Sales administration team:
Email: uk-aircon-salesadmin@eu.panasonic.com

Technical service team:
Email: uk-aircon-tech@eu.panasonic.com
UK Office : +44 (0) 1344 853393

Panasonic Heating and Cooling Solutions.
Registered Office: Ground Floor, Building 3, Albany Place, Hyde Way, Welwyn
Garden City, Hertfordshire AL7 3BT
Company Registration: 02371708



Do not add or replace refrigerant other than the specified type. Manufacturer is not responsible for the damage and deterioration in safety due to usage of the other refrigerant.
The outdoor units in this catalogue contains fluorinated greenhouse gases with a GWP higher than 150.

