



CONEX. New devices and apps

- CONEX provides comfort and control for varying user needs
- Accessible, flexible and scalable with different controllers and apps
- Perfectly meeting requirements of modern controls for end user, installer and service
- With nanoe™ X function, technology with the benefits of hydroxyl radicals



CONEX. New devices and apps



- 1 Intuitive control with stylish design**
- Simple operation at a glance
 - Clean face with full flat & black LCD display
 - Compact body, only 86x86 mm

- 2 Control comfort with your smartphone**
- Flexible control options with IoT integration
 - New Panasonic H&C Control App for daily remote control operation
 - Panasonic Comfort Cloud App for remote operation 24/7/365

- 3 Easy maintenance with service support app**
- Quick and easy app set-up for system setting
 - Panasonic H&C Diagnosis App enables the user to obtain detailed system operation data
- * The use of apps depends on the remote controller model.

CONEX with IoT integration



The new wired remote controller series is fully integrated with IoT solutions developed by Panasonic. Detailed operation, maintenance setting and service operation are all possible with smartphone or tablet.



https://www.youtube.com/watch?v=_USzG_9f6bk&feature=youtu.be

1) A service checker interface is required when this app is used from outdoor location. Wired remote controller (CZ-RTC6BL or CZ-RTC6BLW) is required when this app is used from indoor location. Available from winter 2020, compatible with PZ3 and PZH3 outdoor units. 2) CZ-RTC6BL or CZ-RTC6BLW required. 3) CZ-RTC6BLW required.

Flexible control options with IoT integration. 3 different apps for individual usage.

Service and installer

Panasonic H&C Diagnosis App.

- Tool for diagnosis and troubleshooting



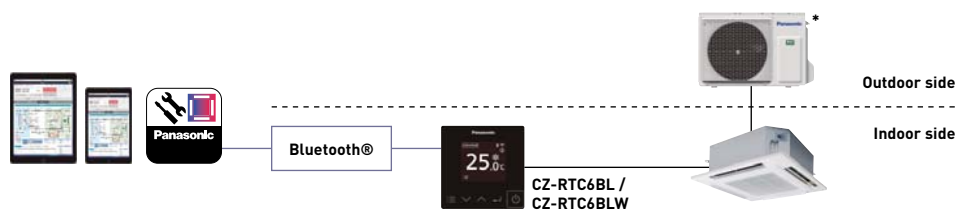
Available functions:

- AC control
 - System view
 - Refrigerant circuit view

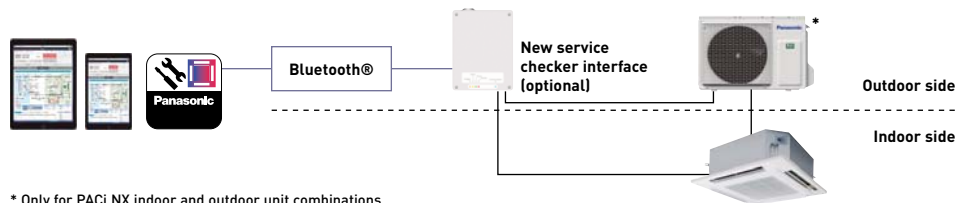
- Real-time data
 - Indoor unit
 - Outdoor unit
- Refrigerant cycle diagram and graph

- Data recording
- History data
- Error code tables

Option 1: indoor side. Service and installer.



Option 2: outdoor side. Panasonic service and installer.



* Only for PACi NX indoor and outdoor unit combinations.

End user, service and installer

Panasonic H&C Control App.

- Detailed operation setting
- Detailed maintenance setting

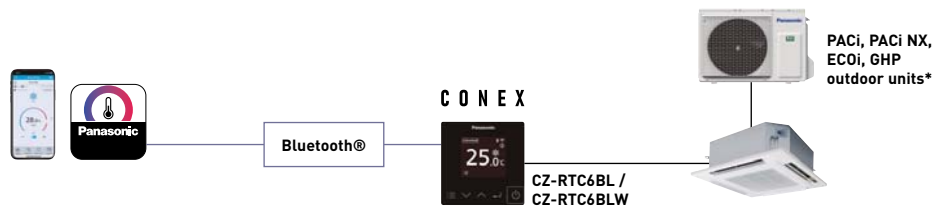


Available functions:

- ON/OFF, mode, temperature, airflow volume, airflow direction
- Weekly timer
- All energy saving functions
- Alarm display and history

- Filter sign
- Auto-address
- Test run
- Sensor value monitor
- Simple setting mode
- Detailed setting mode
- Key lock

- Ventilation fan control
- Display contrast adjustment
- Rotation, redundancy
- Quiet mode
- nanoe™ X
- Power consumption
- Unit naming



* Only PACi NX in combination with CZ-RTC6BLW.

End user

Panasonic Comfort Cloud App.

- Remote operation via Wi-Fi




Available functions:

- ON/OFF
- Mode
- Temperature
- Airflow volume

- Airflow direction
- Weekly timer
- Temperature setting range limitation
- Energy monitoring

- Alarm display
- nanoe™ X








Connectivity matrix



Model	CZ-RTC6	CZ-RTC6BL	CZ-RTC6BLW
Wired connection compatible with	PACi, PACi NX, ECOi, GHP	PACi, PACi NX, ECOi, GHP	PACi NX only
Wireless functions	No wireless capability	Bluetooth®	Bluetooth® + Wi-Fi
App compatibility			
Panasonic Comfort Cloud App	—	—	✓
Panasonic H&C Control App	—	✓ PACi, PACi NX, ECOi, GHP	✓ Only PACi NX
Panasonic H&C Diagnosis App	—	✓ Only PACi NX*	✓ Only PACi NX*
Outdoor unit settings (remote controller connected to indoor unit)	✓ Only PACi NX*	✓ Only PACi NX*	✓ Only PACi NX*

* When connected to PACi NX indoor and outdoor unit combination.

Function comparison

This shows the functions provided: a) by the remote controllers b) by the apps		Remote controller functionalities		Panasonic H&C Control App	Panasonic Comfort Cloud App	
		 CZ-RTC5B	 CZ-RTC6	 CZ-RTC6BL(W) + app	 CZ-CAPWFC1 + app	 CZ-RTC6BLW + app
Basic operation	ON/OFF, mode, temperature, airflow volume, airflow direction	✓	✓	✓	✓	✓
	Time display	✓	—	✓	✓	✓
Timer functions	Easy ON/OFF timer	✓	—	✓	—	—
	Weekly program timer	✓	—	✓	✓	✓
	Outing function	✓	✓	✓	—	—
Energy saving	Temperature auto return	✓	—	✓	—	—
	Temperature setting range limitation	✓	—	✓	✓	✓
	OFF reminder	✓	—	✓	—	—
	Energy saving mode	✓	—	✓	—	—
	Schedule demand control	✓	—	✓	—	—
	Energy monitoring	✓	—	✓	✓	✓
	Econavi	✓	✓	✓	✓	✓
Maintenance	System failure information (alarm history)	✓	✓	✓	—	—
	Alarm display	✓	✓	✓	✓	✓
	Service contact registration	✓	—	✓	—	—
	Filter sign	✓	✓	✓	—	—
	Auto-address	✓	✓	✓	—	—
	Test run	✓	✓	✓	—	—
	Sensor value monitor	✓	✓	✓	—	—
	Simple setting mode	✓	✓	✓	—	—
Others	Detailed setting mode	✓	✓	✓	—	—
	Key lock	✓	✓	✓	—	—
	Ventilation fan control	✓	—	✓	—	—
	Display contrast adjustment	✓	✓	✓	—	—
	Rotation	✓	—	✓	—	—
	Quiet operation mode	✓	—	✓	—	—
	nanoe™ X	✓	✓	✓	✓	✓

Panasonic®

To find out how Panasonic cares for you, log on to: www.aircon.panasonic.eu

Panasonic Marketing Europe GmbH
Panasonic Air Conditioning
Hagenauer Strasse 43, 65203 Wiesbaden, Germany

heating & cooling solutions