



90x90 CASSETTE: TRUSTED COMFORT AND HIGH EFFICIENCY

- High Seasonal performance
- Quiet operation from 27dB(A)
- nanoe™ X air purifier
- Econavi intelligent sensors
- New Comfort Cloud control



THE PANASONIC 4 WAY 90x90 CASSETTE OFFERS HIGH ENERGY SAVING, FRESH AIR AND COMFORT

1 High Seasonal performance

The efficient and powerful operation with R32 refrigerant gas. High seasonal efficiency rating SEER A+++ / SCOP A+++*. Better SCOP & SEER (up to 15%) than conventional R410 models

*3.6 kW model.

2 Powerful nanoe™ X air purifier

The first air purifier built-in commercial air conditioning systems. Unique and essential technology by Panasonic for better indoor air quality.

Optional: CZ-CNEXU1.

3 Econavi intelligent sensors


Econavi intelligent eyes can optimize the air conditioning operation up to 5m ceiling height.

Optional: CZ-KPU3AW.

4 New Comfort Cloud control

Ready to control PACi systems with Panasonic Comfort Cloud App in your smartphones.

Optional: CZ-KPWFC1.



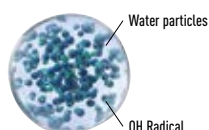
PACi R32 Refrigerant Gas

Panasonic recommends R32 because it is comparably environmentally friendly. Compared to R22 and R410A, R32 has a very low potential impact on global warming. Panasonic is leading the switch to R32.



Always fresh and clean air with nanoe™ X

- Inhibiting certain viruses, bacteria & deodorisation (bacteria, fungus, pollen, virus and cigarette smoke). OH radicals in nanoe™ X pull bacteria's hydrogen out to effectively deodorise and sterilise
- Purifying operation can work simultaneously or independently from heating/cooling operation
- Clean inside by nanoe™ X + Dry control: inside of indoor unit can be cleaned by short operation circuit with nanoe™ X and drying



nanoe™ X device built in a cassette panel produces approximately 4.8 trillion OH radicals per second. Those OH radicals in nanoe™ X pull bacteria's hydrogen out and it is effectively deodorized for example. nanoe™ X provides better air quality in your commercial applications.

nanoe™ X Deodorises and Inhibits certain Bacteria & Viruses:



nanoe™ X reaches bacteria.

OH radicals take away hydrogen from bacteria.

OH radicals transform hydrogen in bacteria to water and inhibit bacterial activity.

CZ-RTC5B and optional accessory CZ-CNEXU1 are required to use nanoe™ X function.

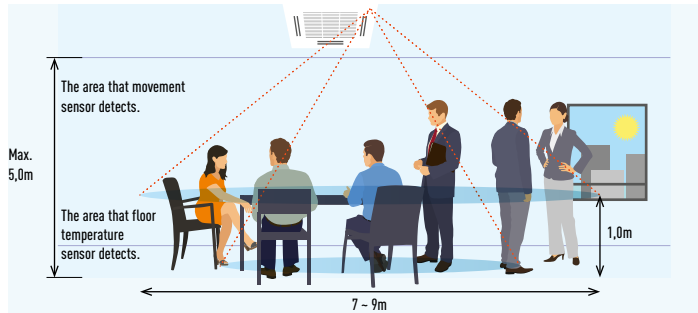
Modern flat panel design matches well with your space. These cassettes have developed to satisfy today's customer needs such as high energy saving, comfort and healthier air.

Econavi intelligent sensor

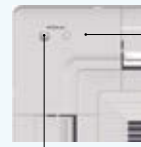
Human activity sensor and floor temperature sensor can reduce waste of energy by optimising air conditioner operation.

Advanced Econavi functions.

2 sensors (movement and floor temperature) can find waste of energy and control effectively. Floor temperature can detect up to 5m ceiling height.



Econavi exclusive panel. Optional (CZ-KPU3AW)



Floor temperature sensor.
This sensor detects average floor temperature and operates circulation if floor is low temperature.

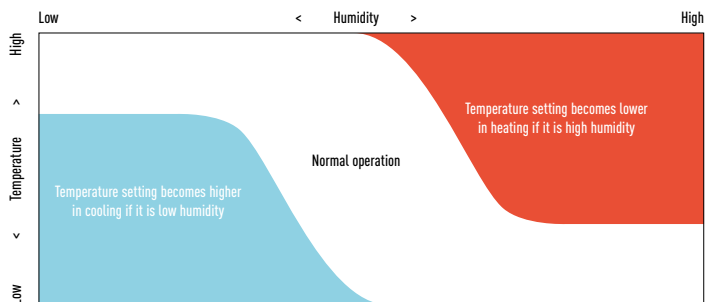
Movement sensor.
This sensor detects the amount of human activity, and operates effectively.



Wired remote controller CZ-RTC5B is required.

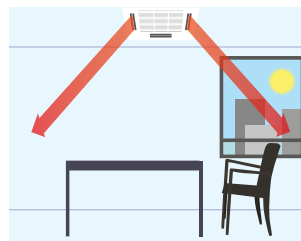
Humidity sensor.

Humidity sensor has air suction function, and realises comfort and energy saving based on temperature and humidity.



Group control, circulation function.

Circulating operation is activated when a room is unoccupied to evenly distribute air and minimize temperature gaps in both heating and cooling operation.



Circulation by Detecting no movement (10min.)



Indirect air flow by detecting movement

New Commercial WLAN Adaptor

New Panasonic CZ-CAPWFC1 interface adaptor, allows connection of one or a group of indoor units to be managed by the Panasonic Comfort Cloud App, which provides control, monitoring, scheduling and error alerts.



Datanavi, a new way to connect. Simple and easy support tool with your smartphone



Just holding up your smartphone to the LED display on a remote controller (CZ-RTC5B) to receive useful AC system information super fast by Panasonic Light ID Technology.

- Scan & Save AC system info
- Easy access to manual database
- Commissioning, F gas check data history

Panasonic unique Light ID technology.



PACI Elite and Standard 4 Way 90x90 Cassette Inverter+ R32 GAS



Panel
CZ-KPU3W (Standard panel)
CZ-KPU3AW (Econavi exclusive panel)



			Single Phase					Three Phase					
			3,6kW	5,0kW	6,0kW	7,1kW	10,0kW	12,5kW	14,0kW	7,1kW	10,0kW	12,5kW	14,0kW
KIT ¹⁾			KIT-36PU2ZH5	KIT-50PU2ZH5	KIT-60PU2ZH5	KIT-71PU2ZH5	KIT-100PU2ZH5	KIT-125PU2ZH5	KIT-140PU2ZH5	KIT-71PU2ZH8	KIT-100PU2ZH8	KIT-125PU2ZH8	KIT-140PU2ZH8
Remote controller			CZ-RTCSB	CZ-RTCSB	CZ-RTCSB	CZ-RTCSB	CZ-RTCSB	CZ-RTCSB	CZ-RTCSB	CZ-RTCSB	CZ-RTCSB	CZ-RTCSB	CZ-RTCSB
Cooling capacity	Nom (Min - Max)	kW	3,60(1,50 - 4,00)	5,00(1,50 - 5,60)	6,00(2,00 - 7,10)	7,10(2,20 - 9,00)	10,00(3,10 - 12,50)	12,50(3,20 - 14,00)	14,00(3,30 - 16,00)	7,10(2,20 - 9,00)	10,00(3,10 - 12,50)	12,50(3,20 - 14,00)	14,00(3,30 - 16,00)
SEER ²⁾	W/W		8,50 A+++	8,20 A++	8,00 A++	7,70 A++	7,80 A++	7,68	7,24	7,60 A++	7,70 A++	7,64	7,22
Heating capacity	Nom (Min - Max)	kW	4,00(1,50 - 5,00)	5,60(1,50 - 6,50)	7,00(1,80 - 8,00)	8,00(2,00 - 9,00)	11,20(3,10 - 14,00)	14,00(3,20 - 16,00)	16,00(3,30 - 18,00)	8,00(2,00 - 9,00)	11,20(3,10 - 14,00)	14,00(3,20 - 16,00)	16,00(3,30 - 18,00)
SCOP ²⁾	W/W		5,10 A+++	4,90 A++	4,80 A++	4,80 A++	4,90 A++	4,73	4,60	4,80 A++	4,90 A++	4,73	4,60
Indoor unit			S-36PU2E5B	S-50PU2E5B	S-60PU2E5B	S-71PU2E5B	S-100PU2E5B	S-125PU2E5B	S-140PU2E5B	S-71PU2E5B	S-100PU2E5B	S-125PU2E5B	S-140PU2E5B
Sound pressure ³⁾	Hi / Med / Lo	dB(A)	30/28/27	32/29/27	36/31/28	37/31/28	45/38/32	46/39/33	47/40/34	37/31/28	45/38/32	46/39/33	47/40/34
Dimension	Indoor (H x W x D)	mm	256 x 840 x 840	256 x 840 x 840	256 x 840 x 840	256 x 840 x 840	319 x 840 x 840	319 x 840 x 840	319 x 840 x 840	256 x 840 x 840	319 x 840 x 840	319 x 840 x 840	319 x 840 x 840
	Panel (H x W x D)	mm	33,5 x 950 x 950	33,5 x 950 x 950	33,5 x 950 x 950	33,5 x 950 x 950	33,5 x 950 x 950	33,5 x 950 x 950	33,5 x 950 x 950	33,5 x 950 x 950	33,5 x 950 x 950	33,5 x 950 x 950	33,5 x 950 x 950
Outdoor unit			U-36PZH2E5	U-50PZH2E5	U-60PZH2E5	U-71PZH2E5	U-100PZH2E5	U-125PZH2E5	U-140PZH2E5	U-71PZH2E8	U-100PZH2E8	U-125PZH2E8	U-140PZH2E8
Dimension (H x W x D)		mm	695 x 875 x 320	695 x 875 x 320	695 x 875 x 320	996 x 940 x 340	1416 x 940 x 340	1416 x 940 x 340	1416 x 940 x 340	996 x 940 x 340	1416 x 940 x 340	1416 x 940 x 340	1416 x 940 x 340
Pipe length range		m	3 - 40	3 - 40	3 - 40	5 - 50	5 - 85	5 - 85	5 - 85	5 - 50	5 - 85	5 - 85	5 - 85
Elevation difference (in/out) ⁴⁾		m	30	30	30	30	30	30	30	30	30	30	30
Operating range	Cool / Heat Min - Max	°C	-15 - +46 / -20 - +24	-15 - +46 / -20 - +24	-15 - +46 / -20 - +24	-15 - +46 / -20 - +24	-15 - +46 / -20 - +24	-15 - +46 / -20 - +24	-15 - +46 / -20 - +24	-15 - +46 / -20 - +24	-15 - +46 / -20 - +24	-15 - +46 / -20 - +24	-15 - +46 / -20 - +24

			Single Phase					Three Phase		
			6,0kW	7,1kW	10,0kW	12,5kW	14,0kW	10,0kW	12,5kW	14,0kW
KIT ¹⁾			KIT-60PU2Z5	KIT-71PU2Z5	KIT-100PU2Z5	KIT-125PU2Z5	KIT-140PU2Z5	KIT-100PU2Z8	KIT-125PU2Z8	KIT-140PU2Z8
Remote controller			CZ-RTCSB	CZ-RTCSB	CZ-RTCSB	CZ-RTCSB	CZ-RTCSB	CZ-RTCSB	CZ-RTCSB	CZ-RTCSB
Cooling capacity	Nom (Min - Max)	kW	6,00(2,00 - 7,10)	7,10(2,00 - 7,70)	10,00(3,00 - 11,50)	12,50(3,20 - 13,50)	14,00(3,30 - 15,00)	10,00(3,00 - 11,50)	12,50(3,20 - 13,50)	14,00(3,30 - 15,00)
SEER ²⁾	W/W		7,60 A++	7,60 A++	6,80 A++	6,75	6,51	6,70 A++	6,73	6,49
Heating capacity	Nom (Min - Max)	kW	6,00(1,80 - 7,00)	7,10(1,80 - 8,10)	10,00(3,00 - 14,00)	12,50(3,30 - 15,00)	14,00(3,40 - 16,00)	10,00(3,00 - 11,50)	12,50(3,30 - 15,00)	14,00(3,40 - 16,00)
SCOP ²⁾	W/W		4,70 A++	4,70 A++	4,60 A++	4,01	3,89	4,60 A++	4,01	3,89
Indoor unit			S-60PU2E5B	S-71PU2E5B	S-100PU2E5B	S-125PU2E5B	S-140PU2E5B	S-100PU2E5B	S-125PU2E5B	S-140PU2E5B
Sound pressure ³⁾	Hi / Med / Lo	dB(A)	36/31/28	37/31/28	45/38/32	46/39/33	47/40/34	45/38/32	46/39/33	47/40/34
Dimension	Indoor (H x W x D)	mm	256 x 840 x 840	256 x 840 x 840	319 x 840 x 840	319 x 840 x 840	319 x 840 x 840	319 x 840 x 840	319 x 840 x 840	319 x 840 x 840
	Panel (H x W x D)	mm	33,5 x 950 x 950	33,5 x 950 x 950	33,5 x 950 x 950	33,5 x 950 x 950	33,5 x 950 x 950	33,5 x 950 x 950	33,5 x 950 x 950	33,5 x 950 x 950
Outdoor unit			U-60PZ2E5	U-71PZ2E5	U-100PZ2E5	U-125PZ2E5	U-140PZ2E5	U-100PZ2E8	U-125PZ2E8	U-140PZ2E8
Outdoor unit Dimension (H x W x D)		mm	695 x 875 x 320	695 x 875 x 320	996 x 980 x 370	996 x 980 x 370	996 x 980 x 370	996 x 980 x 370	996 x 980 x 370	996 x 980 x 370
Pipe length range		m	3 - 40	3 - 40	5 - 50	5 - 50	5 - 50	5 - 50	5 - 50	5 - 50
Elevation difference (in/out) ⁴⁾		m	30	30	30	30	30	30	30	30
Operating range	Cool / Heat Min - Max	°C	-10 - +43 / -15 - +24	-10 - +43 / -15 - +24	-10 - +43 / -15 - +24	-10 - +43 / -15 - +24	-10 - +43 / -15 - +24	-10 - +43 / -15 - +24	-10 - +43 / -15 - +24	-10 - +43 / -15 - +24



CZ-RTCSB Wired remote controller with Econavi function and datanavi.
CZ-RWS3 + CZ-RWRU3 Optional Controller. Infrared remote controller.
CZ-RE2C2 Optional Controller. Simplified remote controller.
CZ-KPU3AW Optional Econavi panel (CZ-RTCSB is required).
CZ-CNEXU1 Optional nanoe™ X kit (CZ-RTCSB is required).

Accessories	
CZ-RTCSB	Wired remote controller with Econavi function and datanavi
CZ-RWS3 + CZ-RWRU3	Infrared remote controller
CZ-RE2C2	Simplified remote controller
CZ-KPU3AW	Econavi exclusive panel
CZ-CNEXU1	nanoe™ X air purifying system
PAW-WTRAY	Tray for condenser water compatible with base ground support
PAW-GRDBSE20	Outdoor base ground support for noise and vibration absorption
CZ-CAPWFC1	NEW Commercial WLAN Adaptor

1) KIT includes a standard panel (CZ-KPU3W) and a remote controller (CZ-RTCSB) 2) For models below 12kW, the SEER and SCOP is calculated based on values of EU/624/2011. For models above 12kW, the SEER and SCOP is calculated based on values of EU/2281/2016. 3) The sound pressure of the units shows the value measured of the position 1,5 below the unit. The sound pressure is measured in accordance with Eurovent 6/C/006-97 specification. 4) When installing the outdoor unit at a higher position than the indoor unit. * Recommended fuse for the indoor 3A.

R32

8,50 SEER

5,10 SCOP

28%
ECONAVI

INVERTER+

COOLING MODE

HEATING MODE

nanoe™ X

DC FAN

R22/R410A RENEWAL

OPTIONAL WLAN

DATANAVI

BMS CONNECTIVITY

Refrigerant gas R32 that shows a drastic reduction in the value of Global Warming Potential (GWP). — Exceptional Seasonal cooling efficiency based on the ErP regulation. — Exceptional Seasonal heating efficiency based on the ErP regulation. — Econavi. Intelligent Human Activity Sensor and Sunlight Sensor technologies that can detect and reduce waste of energy by optimising air conditioner operation according to room conditions. — Inverter Plus System classification highlights the highest performing Panasonic systems. — The air conditioner works in cooling mode with an outdoor temperature of -15°C. — The air conditioner works in heating mode even when outdoor temperatures are as low as -20°C.

nanoe™ X. Quality air for life. nanoe™ X deodorises, inhibits certain growth of bacteria and viruses that are harmful to you and your family's general well-being. — DC Fan. Safe and precise. — R410A/R22 renewal. — Internet Control. A next generation system providing a user-friendly remote controller of air conditioning or heat pump units from everywhere, using a simple Android or iOS smartphone, tablet or PC via internet. — Datanavi, a new way to connect. Simple and easy support tool with your smartphone. — BMS connectivity. The communication port can be integrated into the indoor unit and provides easy connection to, and control of, your Panasonic heat pump to your home or building management system.

Panasonic

To find out how Panasonic cares for you, log on to www.aircon.panasonic.eu/IE_en/
+353 (0)1 4195313
+353 (0) 876005031

Heating & Cooling Solutions
Panasonic Ireland. A branch of Panasonic Marketing Europe GmbH Unit 1, The Courtyard, Kilcarnby Business Park
Nangor Road, Dublin 22

heating & cooling solutions

