

NEW CEILING PACi

Panasonic



Ceiling PACi Inverter+. High heating capacity at -7°C

This range of ceiling mounted units feature a DC fan motor for increased efficiency and reduced operating sound levels. All the units are the same height and depth for a uniform appearance in mixed installations.

PACi
ELITE / STANDARD




New wired remote controller with Econavi function control
Easy to use, attractive, clear design, with new demand control functions and energy consumption display! This useful feature makes this remote control unique!
The new CZ-RTC3 wired remote control is ideal for integration into the most demanding interior architectures.
The touch panel features a very sleek and easy to use display, which with its compact display is only 120mm x 120mm x 16mm.

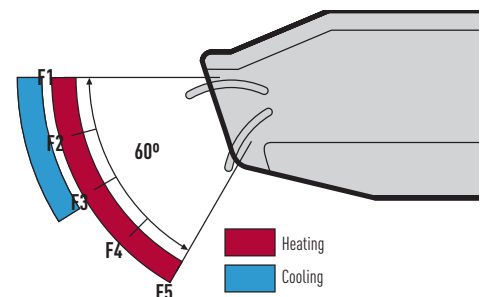


New Econavi Sensor
The all new Econavi Sensor detects presence in the room, and quietly adapts the PACi or VRF air conditioning system in order to improve comfort and maximise energy savings.

Further comfort improvement with airflow distribution



Air distribution is altered depending on the operational mode of the unit



SEASONAL EFFICIENCY (SCOP)



CEILING PACi STANDARD AND ELITE INVERTER+

OPTIONAL CONTROLLERS



Timer remote controller CZ-RTC2



Wireless remote controller CZ-RWST3



Simplified remote controller CZ-RE2CZ



Compatible with all Panasonic connectivity solutions. For detailed information go to the Control Systems section.



U-60PE1E5 U-50PE1E5
U-71PE1E5



U-100PE1E5 U-60PE1E5A
U-125PE1E5A U-71PE1E5A
U-100PE1E8 U-71PE1E8A
U-125PE1E8



U-140PE1E5 U-100PE1E8A
U-100PE1E5A U-125PE1E8A
U-125PE1E5A U-140PE1E8A
U-140PE1E5A

COMPACT & LIGHT

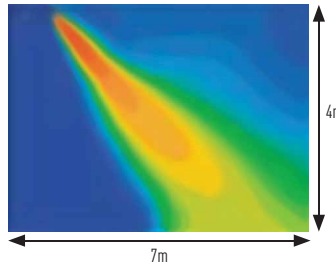
HIGH HEATING CAPACITY AT -7°C



- Fresh air connection possible (Outside intake duct connection port of 100mm diameter is available on the unit)
- All units just 235 mm high
- Twin rotary compressor dramatically reduces vibration and noise during operation
- DC inverter control
- Large and wide air distribution
- Industry-leading low sound levels
- Twin, Triple and Double-twin split options
- Easy connection and control of external fan or ERV using the connector PAW-FDC on the indoor unit PCB. The external device can be control by the remote control of the Panasonic indoor unit.

Further comfort improvement

The wide air discharge opening expands the air flow to the left and the right. The unpleasant feeling caused when the air flow directly hits the human body is prevented by the "Draft prevention position", which changes the swing width, so that the degree of comfort is increased.



Control your air conditioning from wherever you are at home. Control your comfort and efficiency with the lowest energy consumption

Panasonic has always offered its customers the most efficient Heat Pumps and Air Conditioners. Now it has taken a step forward and presents a control solution taking advantage of the latest Cloud Technology to enable you to manage your climate system from anywhere in the world.

Control your environment from your smartphone, tablet computer, any Android device or from a PC with Internet access using this add-on service. Offering the same functions as if you were at home: start/stop, Mode Operation, Set Temperature, Room Temperature etc. Experience the new, advanced functionality provided by Panasonic to achieve the best comfort and efficiency with the lowest energy consumption.

CEILING PACi STANDARD AND ELITE INVERTER+	Cooling			Heating			Sound pressure ³⁾ dB(A)	Dimensions (In) H x W x D mm	Dimensions (Out) H x W x D mm	Operating range Cool — Heat Min / Max °C
	Capacity	ESEER	Power input	Capacity	SCOP	Power input				
	Nom (Min - Max) kW	Nominal W/W	Nominal (Min - Max) kW	Nom (Min - Max) / at -7°C kW	Nominal W/W	Nominal (Min - Max) kW				
Ceiling PACi Standard Inverter+										
KIT-60PTY2E5A*	6,0 (2,0 - 7,0)	6,7 A++	1,660 (0,325 - 2,500)	6,0 (1,8 - 7,0) / 4,39	4,0 A+	1,430 (0,275 - 2,155)	38 / 34 / 30 — 38 / 34 / 30	235 x 1.275 x 690	569 x 790 x 285	-10 / +43 — -15 / +24
KIT-71PTY2E5A*	7,1 (2,0 - 7,7)	6,1 A++	2,210 (0,325 - 2,820)	7,1 (1,8 - 8,1) / 4,32	4,0 A+	1,820 (0,275 - 2,510)	39 / 35 / 31 — 39 / 35 / 31	235 x 1.275 x 690	569 x 790 x 285	-10 / +43 — -15 / +24
KIT-100PTY2E5A*	10,0 (2,7 - 11,5)	6,1 A++	3,320 (0,530 - 4,340)	10,0 (2,1 - 13,8) / 7,22	3,9 A	2,600 (0,410 - 4,000)	42 / 37 / 35 — 42 / 37 / 35	235 x 1.590 x 690	996 x 940 x 340	-10 / +43 — -15 / +24
KIT-125PTY2E5A*	12,5 (3,8 - 13,5)	3,7 ¹⁾	4,150 (0,900 - 5,160)	12,5 (3,4 - 15,0) / 9,14	3,4 ²⁾	3,250 (0,730 - 4,000)	46 / 40 / 36 — 46 / 40 / 36	230 x 1.590 x 690	996 x 940 x 340	-10 / +43 — -15 / +24
KIT-100PTY2E8A*	10,0 (2,7 - 11,5)	6,0 A+	3,320 (0,530 - 4,340)	10,0 (2,1 - 13,8) / 7,22	3,9 A	2,600 (0,410 - 4,000)	42 / 37 / 35 — 42 / 37 / 35	235 x 1.590 x 690	996 x 940 x 340	-10 / +43 — -15 / +24
KIT-125PTY2E8A*	12,5 (3,8 - 13,5)	3,7 ¹⁾	4,150 (0,900 - 5,160)	12,5 (3,4 - 15,0) / 9,14	3,4 ²⁾	3,250 (0,730 - 4,400)	46 / 40 / 36 — 46 / 40 / 36	230 x 1.590 x 690	996 x 940 x 340	-10 / +43 — -15 / +24
KIP-140PTY2E8A*	14,0 (3,3 - 15,5)	3,8 ¹⁾	4,700 (0,840 - 5,700)	14,0 (4,1 - 16,0) / 11,68	3,5 ²⁾	3,610 (0,900 - 5,210)	47 / 41 / 37 — 47 / 41 / 37	260 x 1.655 x 820	1.416 x 940 x 340	-10 / +43 — -15 / +24
Ceiling PACi Elite Inverter+										
KIT-50PT2E5A*	5,0 (1,5 - 5,6)	6,4 A++	1,380 (0,260 - 2,050)	5,6 (1,5 - 6,5) / 3,62	4,0 A	1,410 (0,220 - 2,300)	37 / 33 / 29 — 37 / 33 / 29	235 x 960 x 690	569 x 790 x 285	-15 / +46 — -20 / +24
KIT-60PT2E5A*	6,0 (2,5 - 7,1)	6,8 A++	1,490 (0,450 - 2,010)	7,0 (2,0 - 8,0) / 5,85	4,1 A+	1,740 (0,400 - 2,480)	38 / 34 / 30 — 38 / 34 / 30	235 x 1.275 x 690	996 x 940 x 340	-15 / +46 — -20 / +24
KIT-71PT2E5A*	7,1 (2,5 - 8,0)	6,2 A++	2,930 (0,450 - 2,780)	8,0 (2,0 - 9,0) / 6,69	4,0 A+	1,930 (0,400 - 2,900)	39 / 35 / 31 — 39 / 35 / 31	235 x 1.275 x 690	996 x 940 x 340	-15 / +46 — -20 / +24
KIT-100PT2E5A*	10,0 (3,3 - 12,5)	6,7 A++	2,530 (0,840 - 3,850)	11,2 (4,1 - 14,0) / 9,63	4,3 A+	2,600 (0,900 - 4,400)	42 / 37 / 35 — 42 / 37 / 35	235 x 1.590 x 690	1.416 x 940 x 340	-15 / +46 — -20 / +24
KIT-125PT2E5A*	12,5 (3,3 - 14,0)	4,3 ¹⁾	3,730 (0,840 - 4,860)	14,0 (4,1 - 16,0) / 11,80	3,6 ²⁾	3,510 (0,900 - 5,210)	46 / 40 / 36 — 46 / 40 / 36	230 x 1.590 x 690	1.416 x 940 x 340	-15 / +46 — -20 / +24
KIT-140PT2E5A*	14,0 (3,3 - 15,0)	3,8 ¹⁾	4,650 (0,840 - 5,650)	16,0 (4,1 - 18,0) / 13,98	3,4 ²⁾	4,360 (0,900 - 5,930)	47 / 41 / 37 — 47 / 41 / 37	260 x 1.655 x 820	1.416 x 940 x 340	-15 / +46 — -20 / +24
KIT-71PT2E8A*	7,1 (2,5 - 8,0)	5,9 A+	1,930 (0,450 - 2,780)	8,0 (2,0 - 9,0) / 6,69	4,0 A+	1,930 (0,400 - 2,900)	39 / 35 / 31 — 39 / 35 / 31	235 x 1.275 x 690	996 x 940 x 340	-15 / +46 — -20 / +24
KIT-100PT2E8A*	10,0 (3,3 - 12,5)	6,6 A++	2,530 (0,840 - 3,850)	11,2 (4,1 - 14,0) / 9,63	4,3 A+	2,680 (0,900 - 4,400)	42 / 37 / 35 — 42 / 37 / 35	235 x 1.590 x 690	1.416 x 940 x 340	-15 / +46 — -20 / +24
KIT-125PT2E8A*	12,5 (3,3 - 14,0)	4,3 ¹⁾	3,730 (0,840 - 4,860)	14,0 (4,1 - 16,0) / 11,80	3,6 ²⁾	3,510 (0,900 - 5,210)	46 / 40 / 36 — 46 / 40 / 36	230 x 1.590 x 690	1.416 x 940 x 340	-15 / +46 — -20 / +24
KIT-140PT2E8A*	14,0 (3,3 - 15,0)	3,8 ¹⁾	4,650 (0,840 - 5,650)	16,0 (4,1 - 18,0) / 13,98	3,4 ²⁾	4,360 (0,900 - 5,930)	47 / 41 / 37 — 47 / 41 / 37	360 x 1.655 x 820	1.416 x 940 x 340	-15 / +46 — -20 / +24

Rating Conditions: Cooling Indoor 27°C DB / 19°C WB. Cooling Outdoor 35°C DB / 24°C WB. Heating Indoor 20°C DB. Heating Outdoor 7°C DB / 4°C WB. (DB: Dry Bulb; WB: Wet Bulb). // Specifications subject to change without notice.
¹⁾ ESEER is calculated in base Eurovent IPLV for SBEM for U1 indoor unit SEER=a(EER25)+b(EER50)+c(EER75)+d(EER100) where EER25, EER50, EER75 and EER100 are the EER measured value at 25%, 50%, 75% and 100% part load for temperatures 20, 25, 30 and 35°C DB, respectively. a, b, c and d are values assigned for an office type. These values are given as a=0,2, b=0,36, c=0,32 and d=0,03. The internal temperatures are taken at 27°C DB and 19°C WB. ²⁾ SCOP is calculated in base Eurovent IPLV for SBEM with U1 indoor unit including defrost correction factor. ³⁾ The Sound pressure level of the units shows the value measured of a position 1 meter in front of the main body and 1,5 m from the ground. The sound pressure is measured in accordance with Eurovent 6/C/006-97 specification.

*Available from May 2014.
 For detailed information about ErP, please visit our page <http://www.ptc.panasonic.eu>

Internet Control is a next generation system providing a user-friendly remote control of air conditioning or heat pump units from anywhere, using a simple Android or iOS smartphone, tablet or PC via internet.

Inverter+ products improve on the characteristics of standard Inverter range by over 20%. This means 20% less consumption and 20% off your electric bill. A Inverter plus is also A class on cooling and heating mode.

Exceptional Seasonal Cooling Efficiency based on the new ErP regulation. Higher the SEER ratings mean greater efficiency. Save all the year while cooling! For KIT-60PT2E5A.

Exceptional Seasonal Heating Efficiency based on the new ErP regulation. Higher the SCOP ratings mean greater efficiency. Save all the year while heating! For KIT-60PT2E5A.

The air conditioner works in cooling only mode with an outdoor temperature of -15°C. For KIT-60PT2E5A.

The air conditioner works in heat pump mode even when outdoor temperatures are as low as -20°C. For Elite range.

The communication port is integrated into the indoor unit and provides easy connection to, and control of, your Panasonic heat pump to your home or building management system.

The Panasonic renewal system allows good quality existing R22 pipe work to be re-used whilst installing new high efficiency R410A systems.

We guarantee the compressors in the entire range for five years.

Panasonic

To find out how Panasonic cares for you, log on to: www.aircon.panasonic.eu

Panasonic Marketing Europe GmbH
 Panasonic Air Conditioning
 Hagenauer Strasse 43, 65203 Wiesbaden, Germany

Due to the ongoing innovation of our products, the specifications of this catalogue are valid (thermal, typographic errors, and may be subject to minor modifications by the manufacturer without prior warning in order to improve the product. The total or partial reproduction of this catalogue is prohibited without the express authorisation of Panasonic Marketing Europe GmbH.